



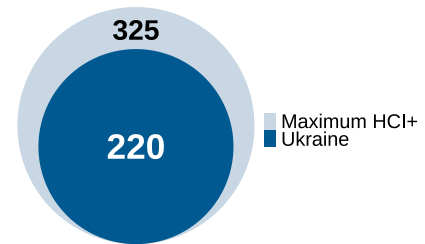
UKRAINE

Region: Europe & Central Asia
Income Category: Upper-middle Income

Human capital - people’s knowledge, skills, and health - drives productivity and growth. The Human Capital Index Plus (HCI+) measures the human capital a child born today can expect to accumulate over their working life, extending the original HCI by incorporating tertiary education and work experience. This brief summarizes **Ukraine’s** HCI+ score and its performance in building human capital.

What is Ukraine’s HCI+ and what does it mean?

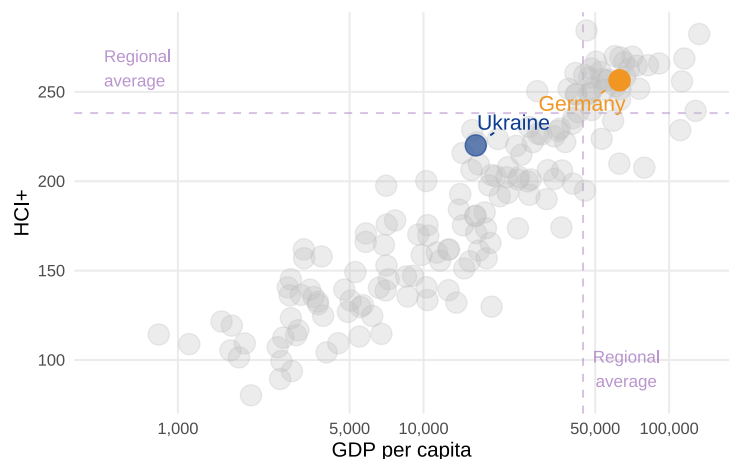
Ukraine’s HCI+ score is 220 (out of a maximum of 325), reflecting its investments in health, education, and employment. A 10-point increase in the index would translate into approximately 10 percent higher future income. Closing the current gaps in these areas relative to high-performing countries with similar GDP per capita would boost future income by 19%.



How does Ukraine’s HCI+ compare to other countries?

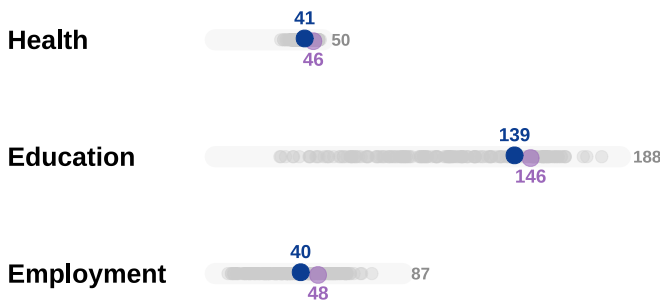
Ukraine’s HCI+ is lower than the average for the **Europe & Central Asia region (240)** and higher than the average for **upper-middle-income countries (204)**.

Ukraine’s HCI+ score is also **36 points lower than Germany’s.**



What explains Ukraine’s HCI+?

The HCI+ has three components corresponding to health, education, and employment.



The HCI+ score for the **Health pillar is 41**, slightly lower than the **regional average of 46**.

The HCI+ score for the **Education pillar is 139**, lower than the **regional average of 146**.

The HCI+ score for the **Employment pillar is 40**, lower than the **regional average of 48**.

Note: Data should be interpreted with caution, given the country’s classification by the World Bank as a conflict-affected situation.



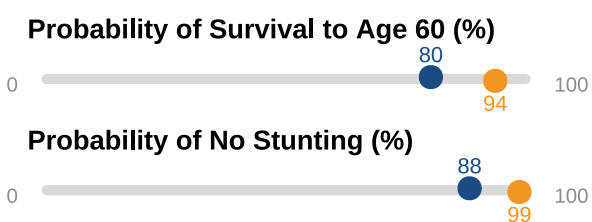
What indicators are responsible for Ukraine's HCI+ gap with Germany?

Ukraine's HCI+ score (220) is lower than Germany's (256). The indicators that account for the largest share of the HCI+ gap between Ukraine and Germany are **youth share at work, Harmonized Learning Outcomes (HLO), and adult share at work**. Raising these indicators to Germany's levels would increase Ukraine's score to 242, boosting future income by approximately 21.7%.



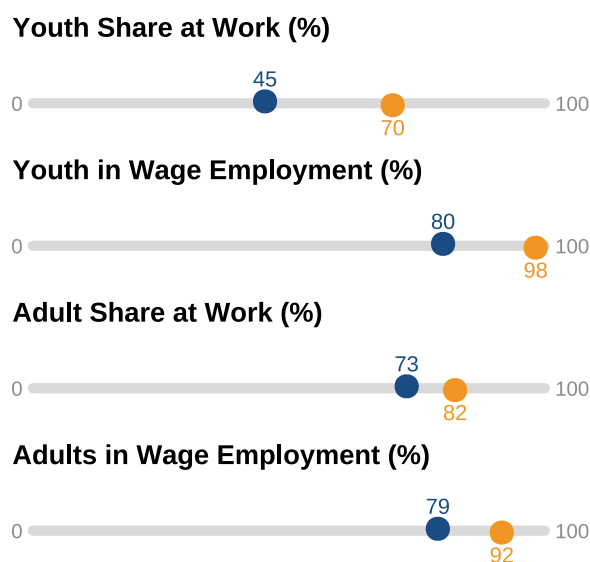
Health 9pts of gap

Germany does better



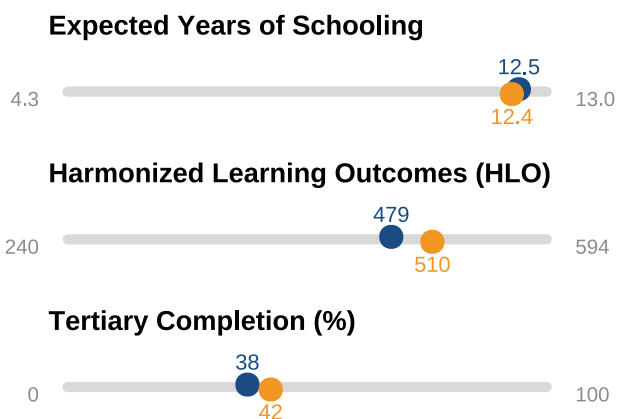
Employment 18pts of gap

Germany does better



Education 9pts of gap

Germany does better



● Ukraine
● Germany

What is Ukraine's HCI+ gender gap?

The HCI+ score for **women in Ukraine is 226** compared to **214 for men**. The 12-point gap indicates that women's earning potential will be 12% higher than men's due to differences in the human capital acquired by men and women in Ukraine.



Note: All values are derived from internationally comparable public datasets.

