



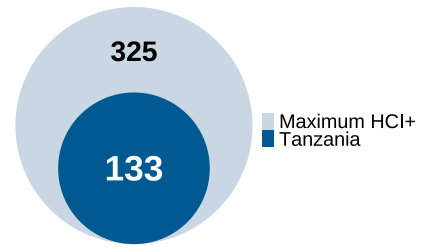
# TANZANIA

Region: Sub-Saharan Africa  
Income Category: Lower-middle Income

**Human capital - people’s knowledge, skills, and health - drives productivity and growth.** The Human Capital Index Plus (HCI+) measures the human capital a child born today can expect to accumulate over their working life, extending the original HCI by incorporating tertiary education and work experience. This brief summarizes **Tanzania’s** HCI+ score and its performance in building human capital.

## What is Tanzania’s HCI+ and what does it mean?

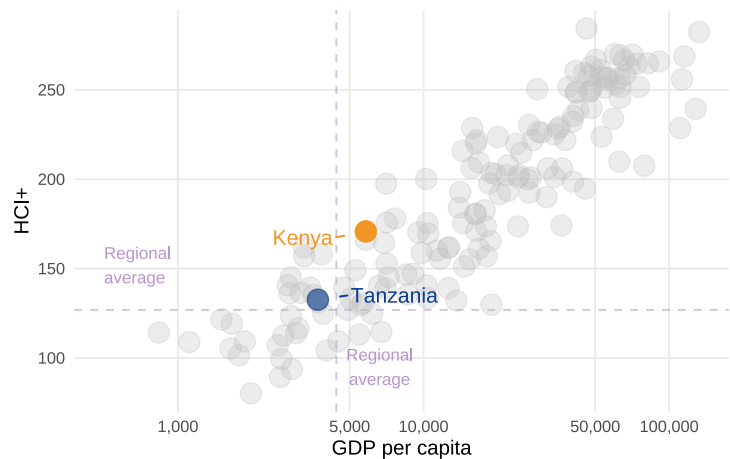
Tanzania’s HCI+ score is **133** (out of a maximum of **325**), reflecting its investments in **health, education, and employment**. A 10-point increase in the index would translate into approximately 10 percent higher future income. Closing the current gaps in these areas relative to high-performing countries with similar GDP per capita would boost future income by 66%.



## How does Tanzania’s HCI+ compare to other countries?

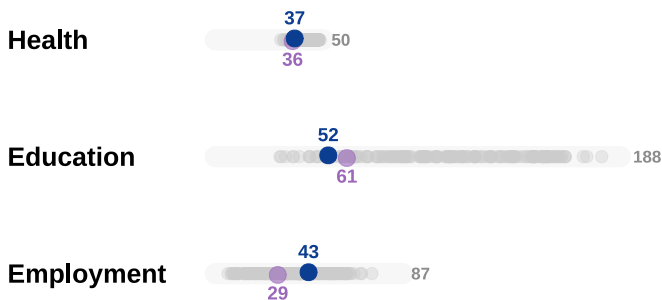
Tanzania’s HCI+ is higher than the average for the **Sub-Saharan Africa region (126)** and lower than the average for **lower-middle-income countries (153)**.

Tanzania’s HCI+ score is also **38 points lower than Kenya’s**.



## What explains Tanzania’s HCI+?

The HCI+ has three components corresponding to health, education, and employment.



The HCI+ score for the **Health pillar is 37**, about the same as the **regional average of 36**.

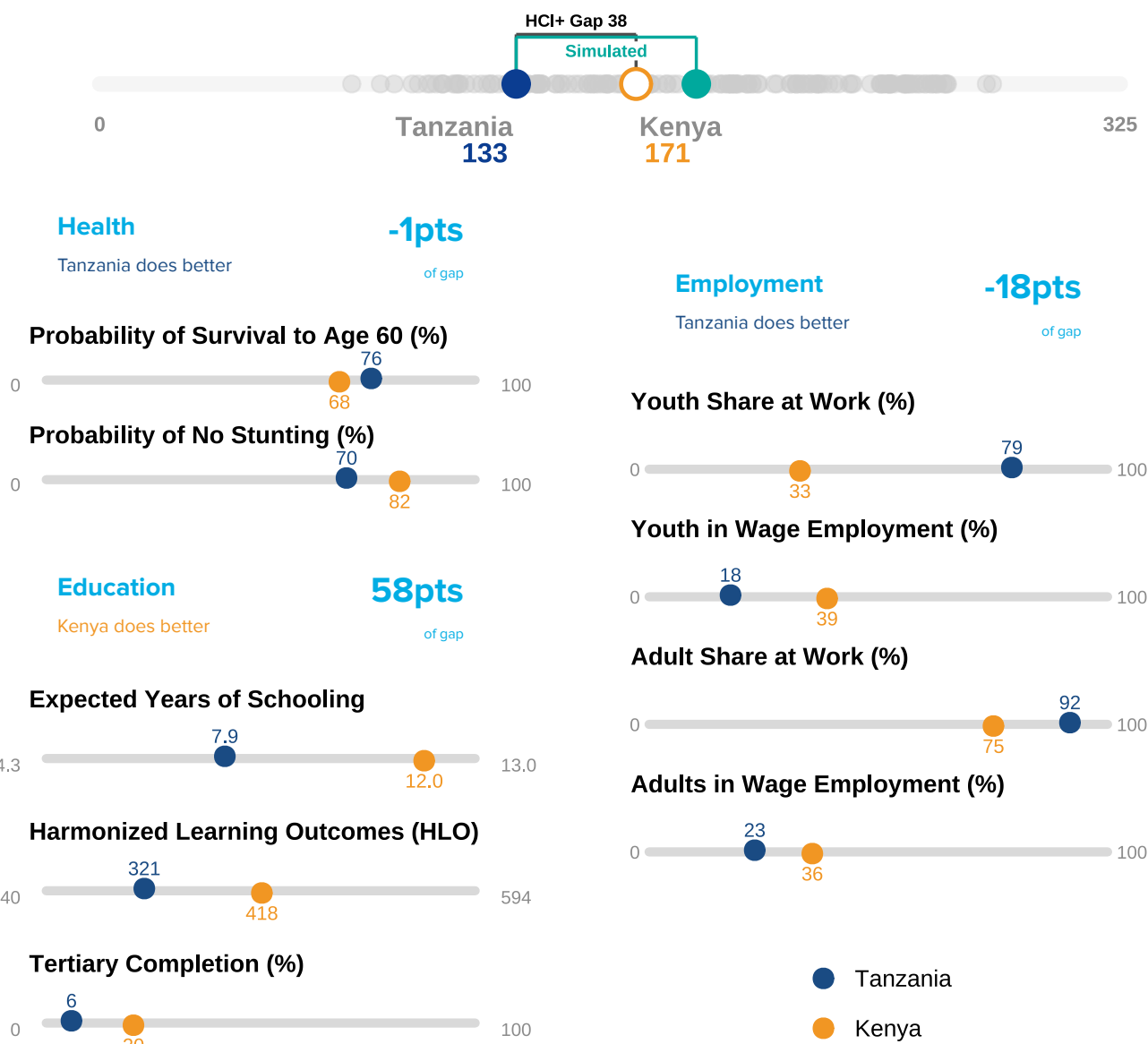
The HCI+ score for the **Education pillar is 52**, lower than the **regional average of 61**.

The HCI+ score for the **Employment pillar is 43**, higher than the **regional average of 29**.



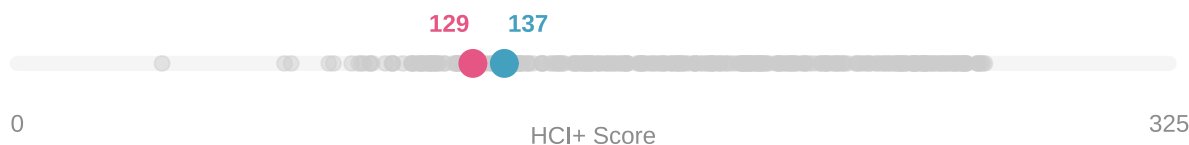
### What indicators are responsible for Tanzania’s HCI+ gap with Kenya?

Tanzania’s HCI+ score (133) is lower than Kenya’s (171). The indicators that account for the largest share of the HCI+ gap between Tanzania and Kenya are **expected years of schooling, Harmonized Learning Outcomes (HLO), and tertiary completion**. Raising these indicators to Kenya’s levels would increase Tanzania’s score to 190, boosting future income by approximately 57.8%.



### What is Tanzania’s HCI+ gender gap?

The HCI+ score for **women in Tanzania is 129** compared to **137 for men**. The 8-point gap indicates that women’s earning potential will be 8% lower than men’s due to differences in the human capital acquired by men and women in Tanzania.



Note: All values are derived from internationally comparable public datasets.

