



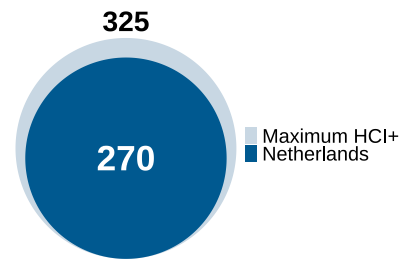
NETHERLANDS

Region: Europe & Central Asia
Income Category: High Income

Human capital - people’s knowledge, skills, and health - drives productivity and growth. The Human Capital Index Plus (HCI+) measures the human capital a child born today can expect to accumulate over their working life, extending the original HCI by incorporating tertiary education and work experience. This brief summarizes **Netherlands’s** HCI+ score and its performance in building human capital.

What is Netherlands’s HCI+ and what does it mean?

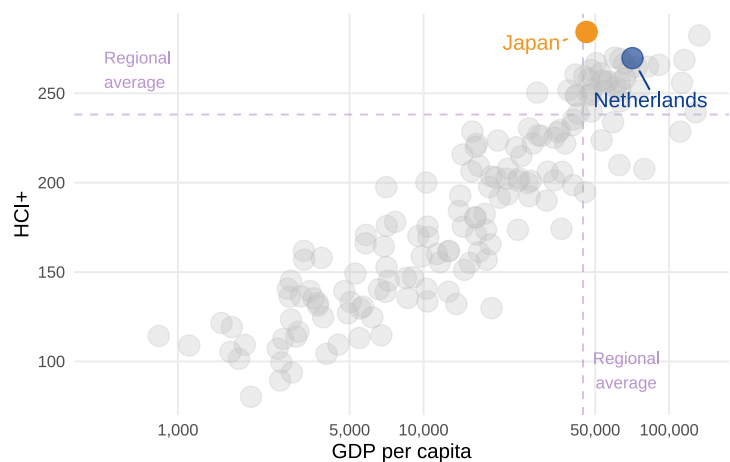
Netherlands’s HCI+ score is 270 (out of a maximum of 325), reflecting its investments in health, education, and employment. A 10-point increase in the index would translate into approximately 10 percent higher future income. Closing the current gaps in these areas relative to high-performing countries with similar GDP per capita would boost future income by 20%.



How does Netherlands’s HCI+ compare to other countries?

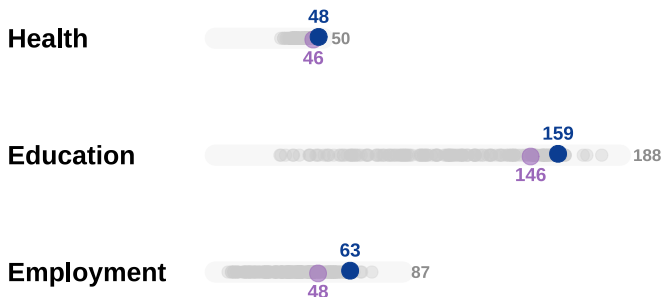
Netherlands’s HCI+ is higher than the average for the **Europe & Central Asia region (240)** and higher than the average for **high-income countries (254)**.

Netherlands’s HCI+ score is also **14 points lower than Japan’s**.



What explains Netherlands’s HCI+?

The HCI+ has three components corresponding to health, education, and employment.



The HCI+ score for the **Health pillar is 48**, slightly higher than the **regional average of 46**.

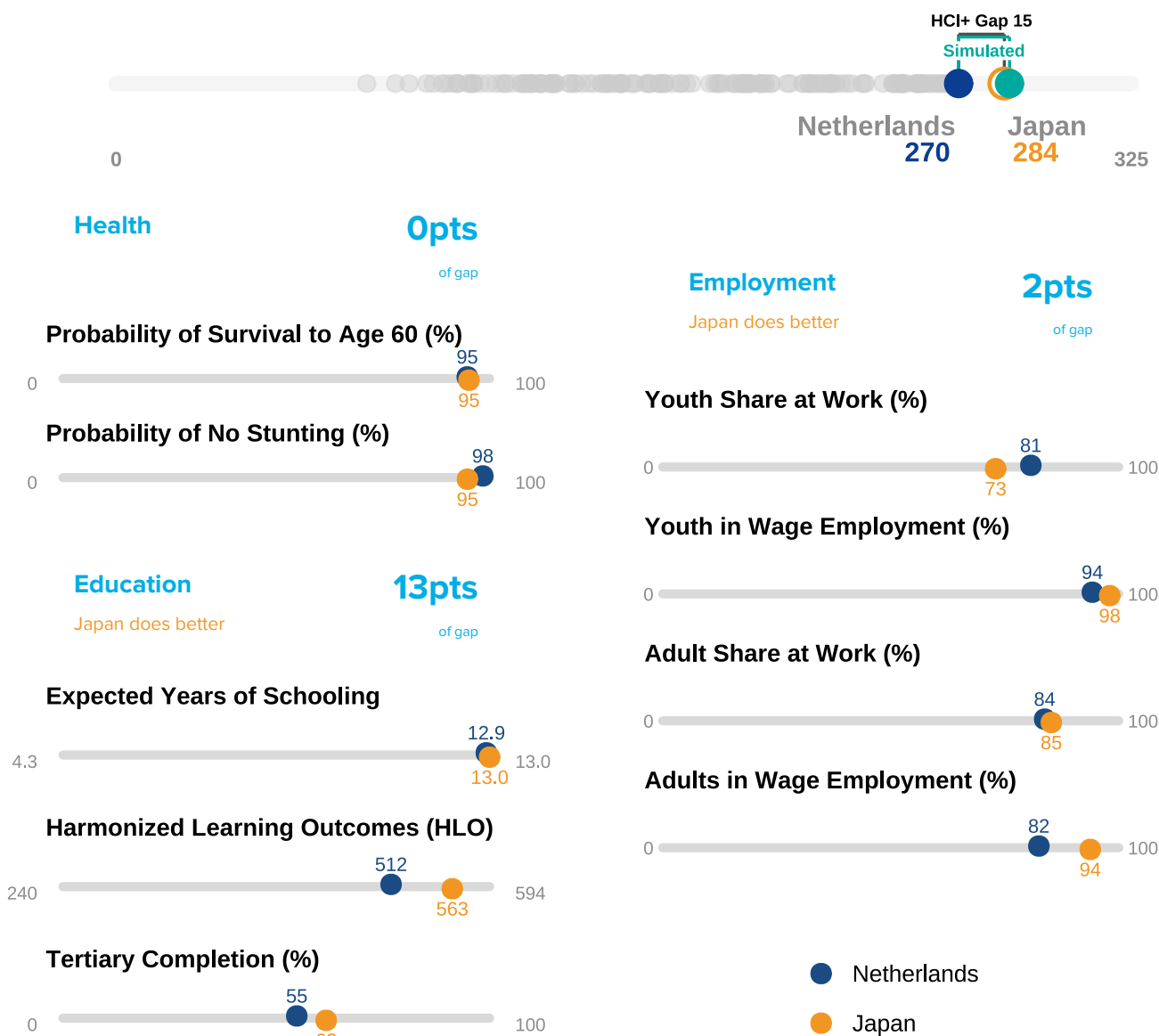
The HCI+ score for the **Education pillar is 159**, higher than the **regional average of 146**.

The HCI+ score for the **Employment pillar is 63**, higher than the **regional average of 48**.



What indicators are responsible for Netherlands's HCI+ gap with Japan?

Netherlands's HCI+ score (270) is lower than Japan's (284). The indicators that account for the largest share of the HCI+ gap between Netherlands and Japan are **Harmonized Learning Outcomes (HLO), adult in wage employment, and adult share at work**. Raising these indicators to Japan's levels would increase Netherlands's score to 286, boosting future income by approximately 16%.



What is Netherlands's HCI+ gender gap?

The HCI+ score for **women in Netherlands is 268** compared to **272 for men**. The 4-point gap indicates that women's earning potential will be 4% lower than men's due to differences in the human capital acquired by men and women in Netherlands.



Note: All values are derived from internationally comparable public datasets.

