

International Comparison Program (ICP)

Meeting of the Inter-Agency Coordination Group (IACG)

May 15-18, 2023

World Bank HQ (MC C1-200), Washington, DC

Progress on ICP 2021 cycle implementation in LAC

Claudia de Camino
Statistics Division
ECLAC



UNITED NATIONS




Working for
a productive, inclusive
and sustainable future

Outline


- Country participation status
- Implementation status
 - Survey status
 - Expenditure compilation status
 - Data submission and validation status
 - PPP estimation status (2021, 2017, timeseries)
- Workshops and meetings
- Challenges and opportunities for improvement in implementing 2021 ICP cycle
- Dissemination of LAC ICP implementation activities and results

2021 ICP Cycle implementation in LAC:

Updates on LAC country participation		
Aruba	Dominican Republic	Panama
Anguilla	Ecuador	Peru
Argentina	Grenada	Paraguay
Antigua and Barbuda	Guatemala	El Salvador
Belize	Guyana	Suriname
Bermuda	Honduras	Turks and Caicos Islands
Bolivia	Jamaica	Trinidad and Tobago
Bonaire	St. Kitts and Nevis	Uruguay
Brazil	St. Lucia	St. Vincent and the Grenadines
Curaçao	Montserrat	Virgin Islands, British
Dominica	Nicaragua	Cayman Island



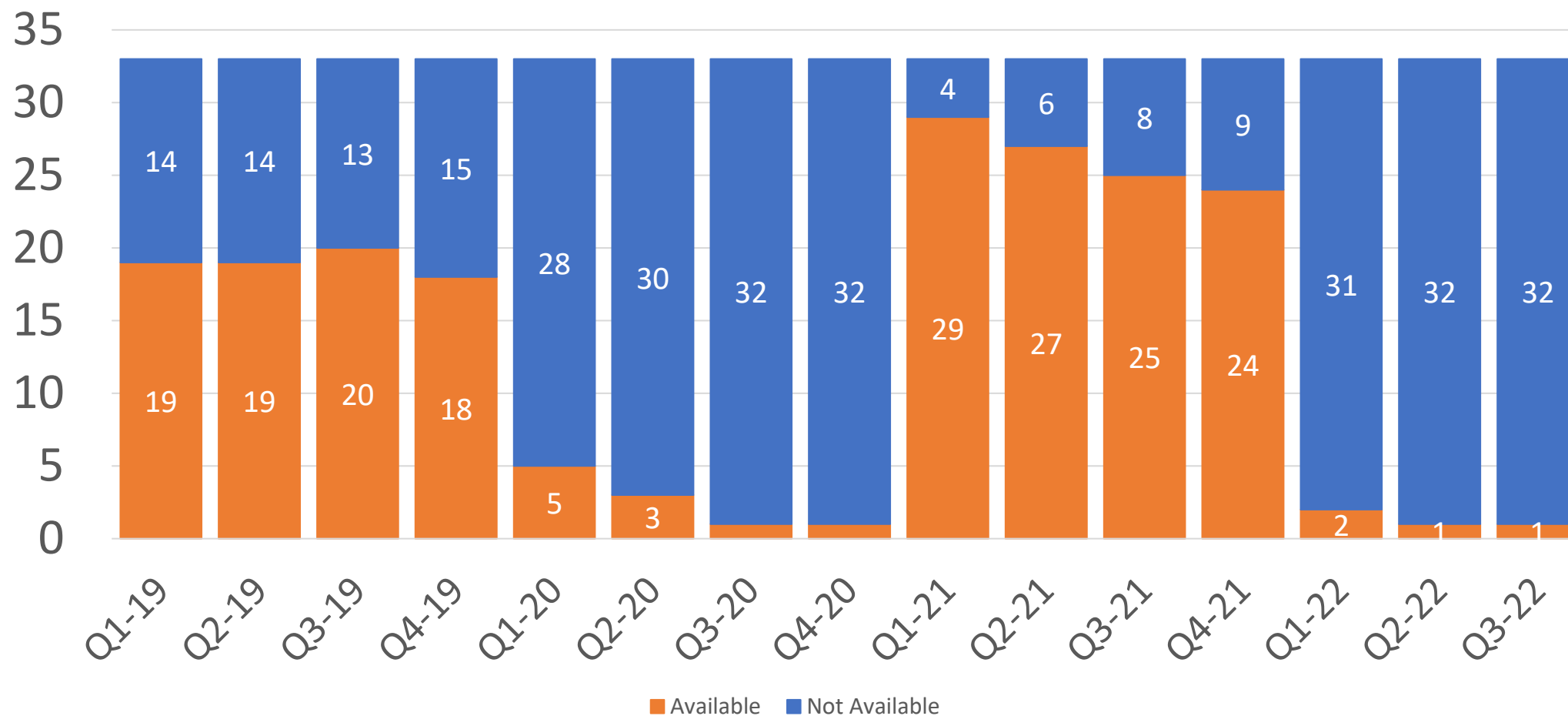
Haiti



Cayman Island



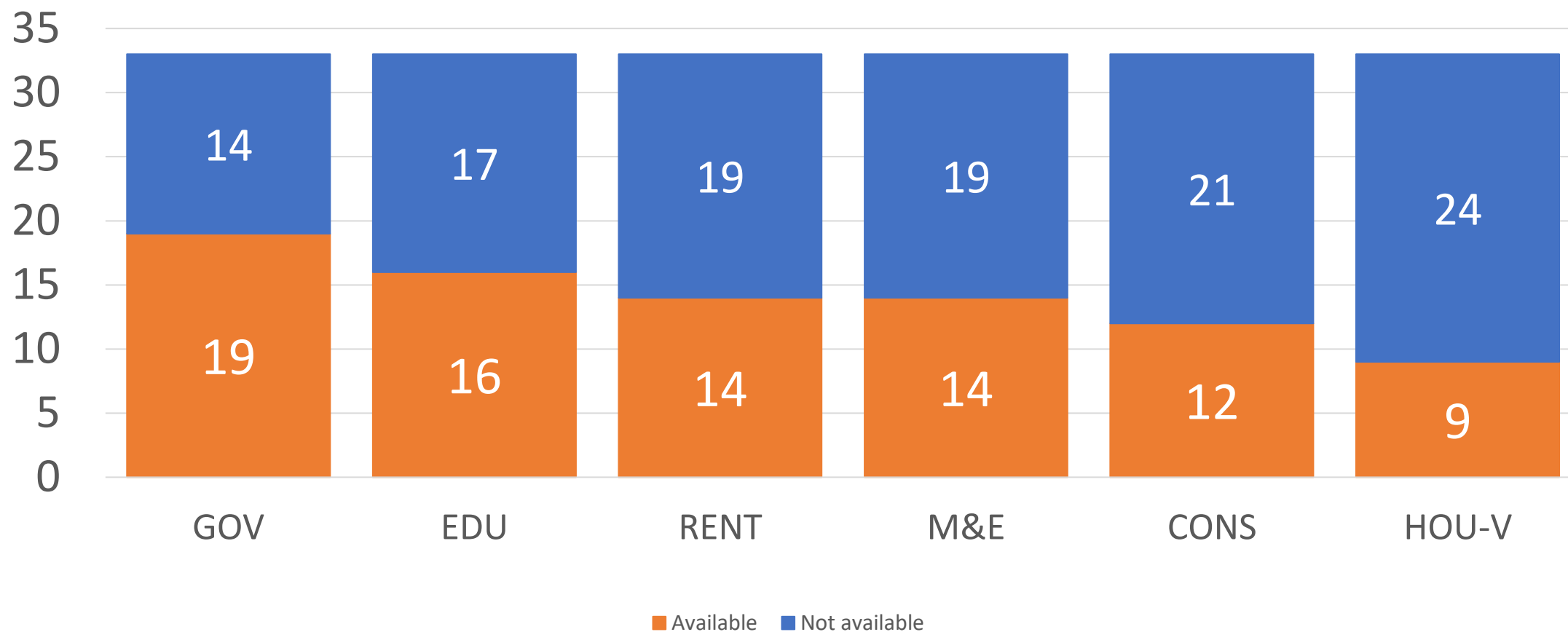
Country data submission: HHC 2019 - 2022



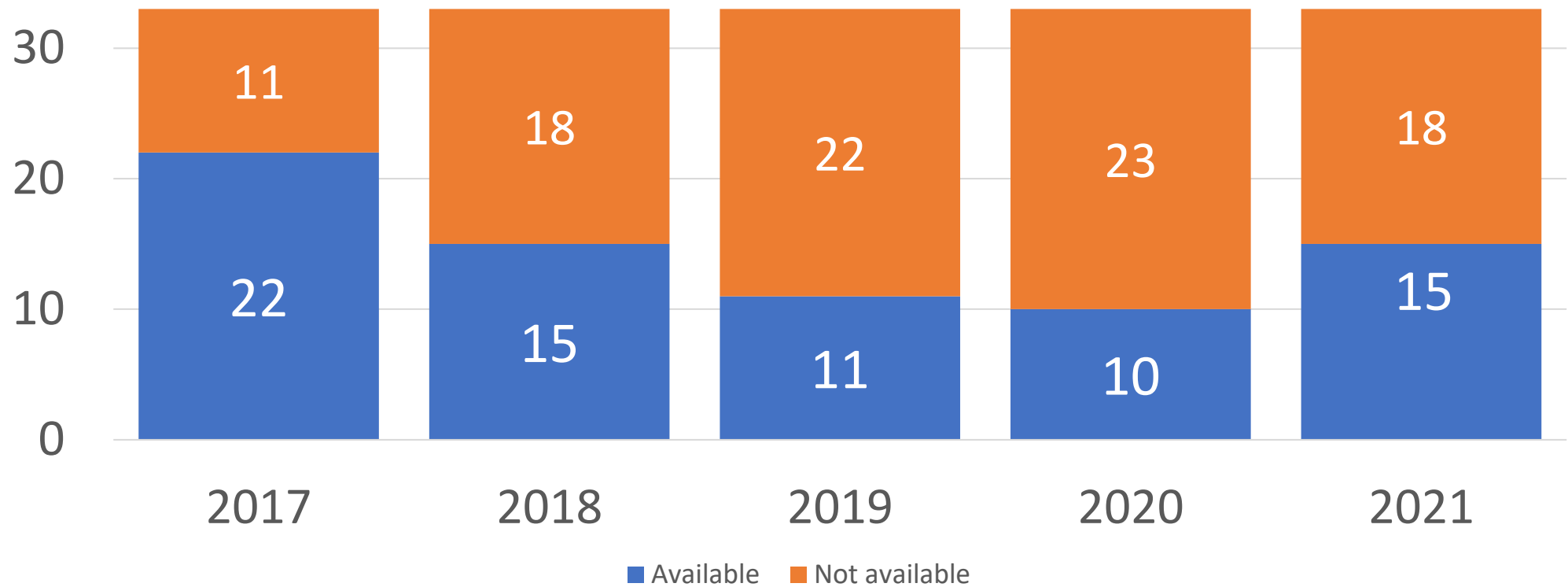
Country data submission: Coverage by Basic Heading

Coverage by countries	All BH	Main BH names
Between 25 and 31 countries (80% – 100%)	55	
Between 19 and 24 countries (60% – 80%)	20	
Between 13 and 16 countries (40% – 60%)	9	<ul style="list-style-type: none"> • Other personal effects • Postal services • Veterinary and other services for pets • Cleaning, repair and hire of clothing • Household services • Bicycles • Other services in respect of personal transport equipment • Carpets and other floor coverings • Motorcycles
Between 11 and 12 countries (20% – 40%)	3	<ul style="list-style-type: none"> • Repair of audio-visual, photographic and information processing equipment • Jewellery, clocks and watches • Passenger transport by railway
Total BH	87	

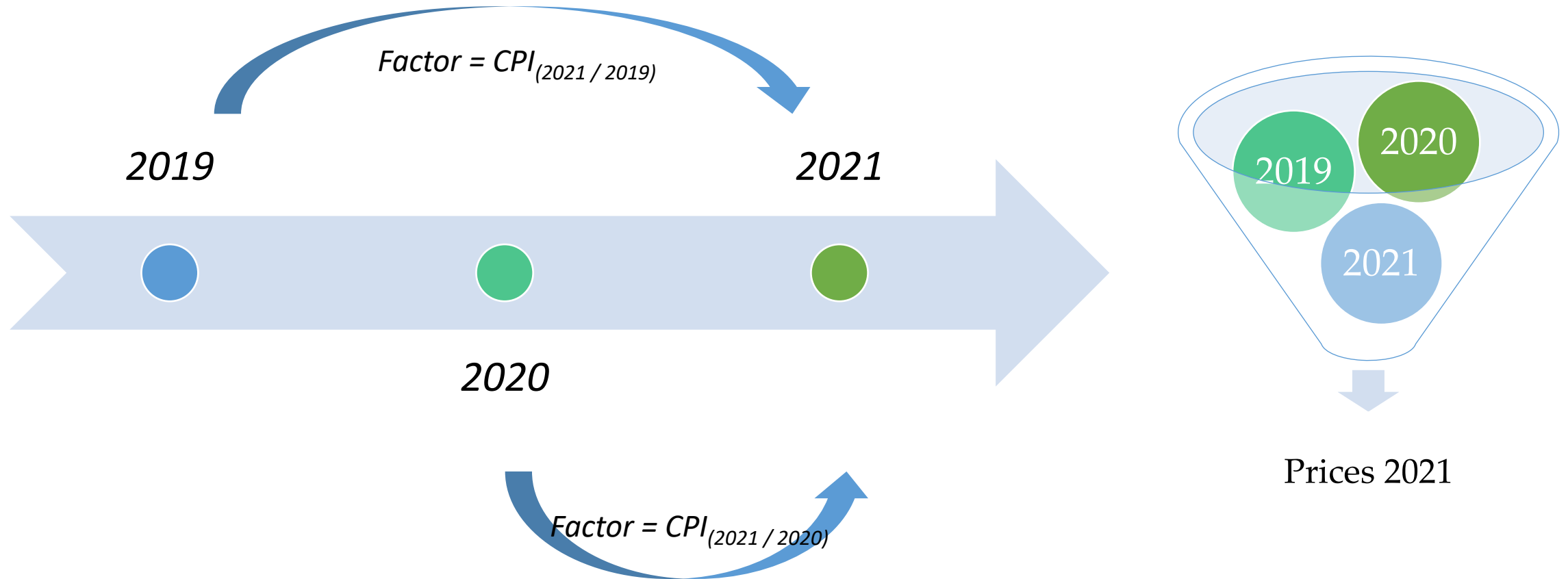
Country data submission: Special Surveys 2021



Country data submission: MORES

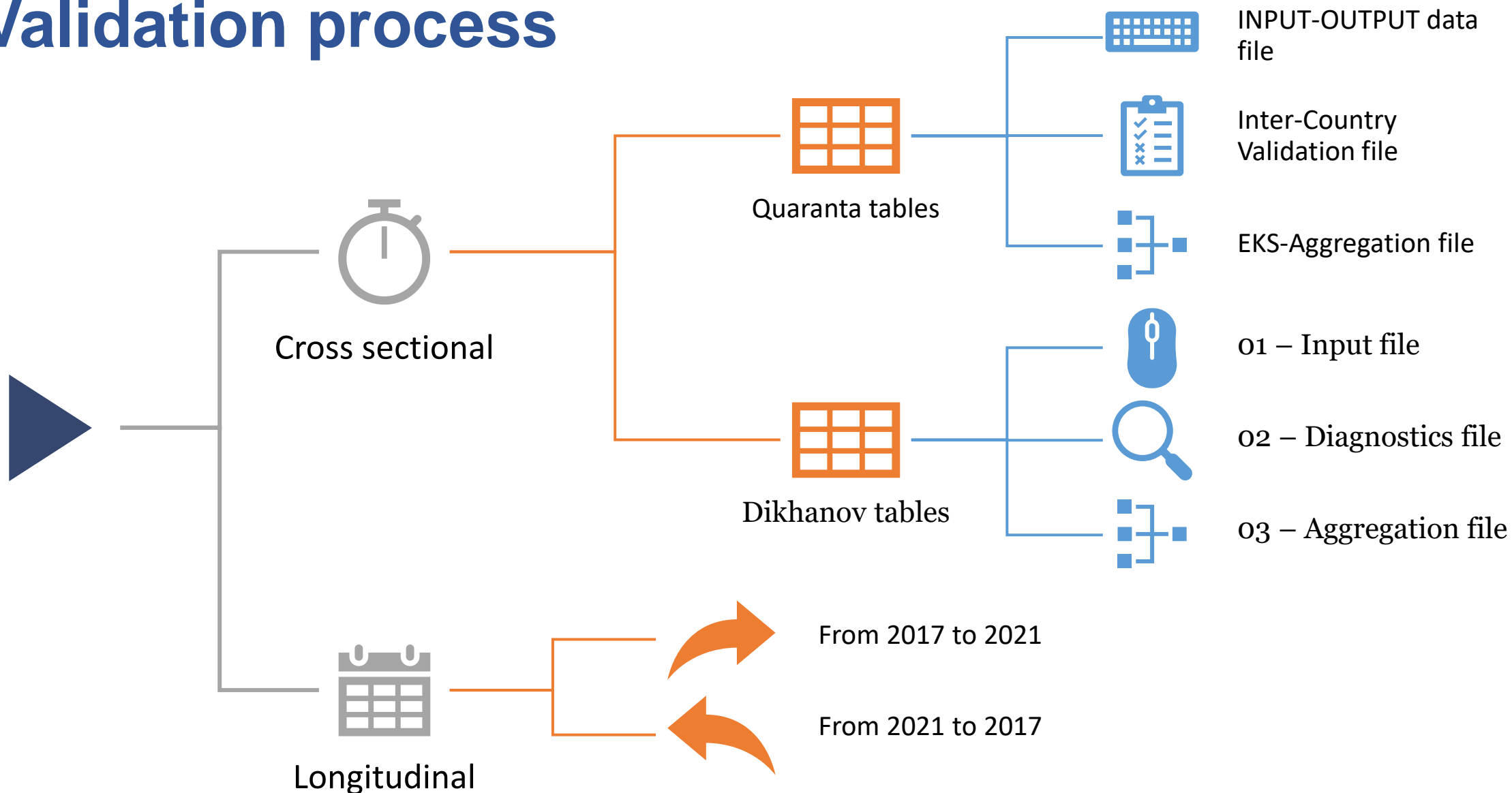


Extrapolation of prices for HHC



The CPI at the most detailed level available provided by countries was used to calculate factor in line with the item.

Validation process



Price data validation: HHC data

- Review of units of measurement.
- Review of the most critical cases in terms of their intra-country, inter quarters and inter-country dispersion.
- Websites review.
- Communication with countries to solve problems.
- Correction of cases and data submission to the GO.

Price data validation: Special Surveys (1)

Data collection:

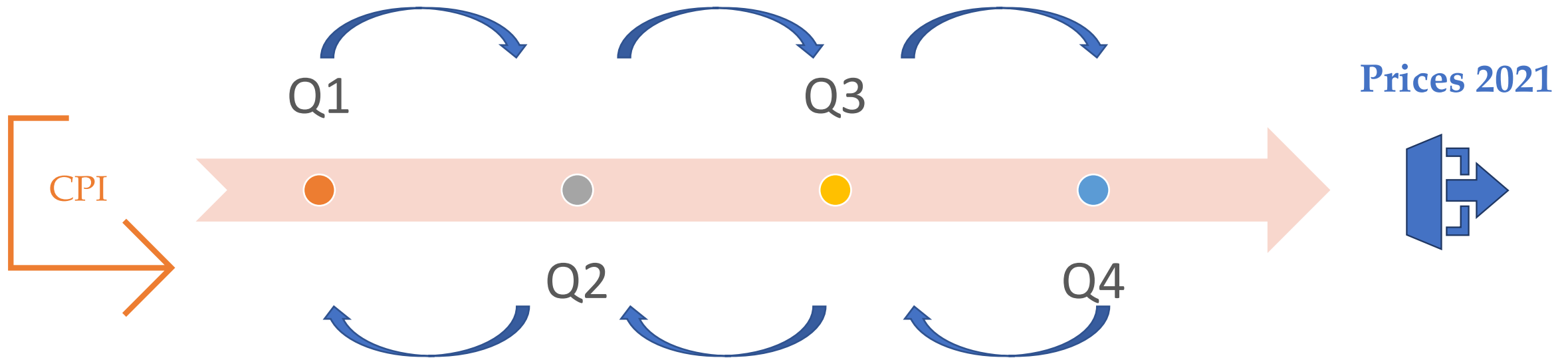
- Slow response from countries.
- Consulting and TA (Construction, M&E, Government Compensation, Rental, Private Education)
- Backcasting data for M&E surveys:
 - Available data 2021 and 2022.
 - Challenge: Not all countries in the region have Producer Price Indices (PPI)
 - Research to find a deflator to go from 2022 to 2021.
 - Proposal:
 - Use BLS data: USA M&E export price indices 2022/2021.
 - Correspondence between HS and ICP items.
 - Adjustment of price index by USD/domestic currency exchange rate.
 - Outcome: M&E estimated prices for 2021 by country

Price data validation: Special Surveys (2)

Intra and inter country validation:

- Regional review
 - M&E Consulting (Planco Consulting): Benchmarks, review of outlier cases, consistency and validation process.
 - Other Special Surveys data validation: in progress

Annual average calculation of HHC prices



- CPI data maximum detail available by country.
- CPI coding according to COICOP based on country information primarily.
- CPI-ICP correspondence.
- Imputation of quarterly data with CPI through Python algorithms (extrapolation and retropolation, depending on quarterly availability of information).
- Obtaining simple annual averages according to ICP methodology.

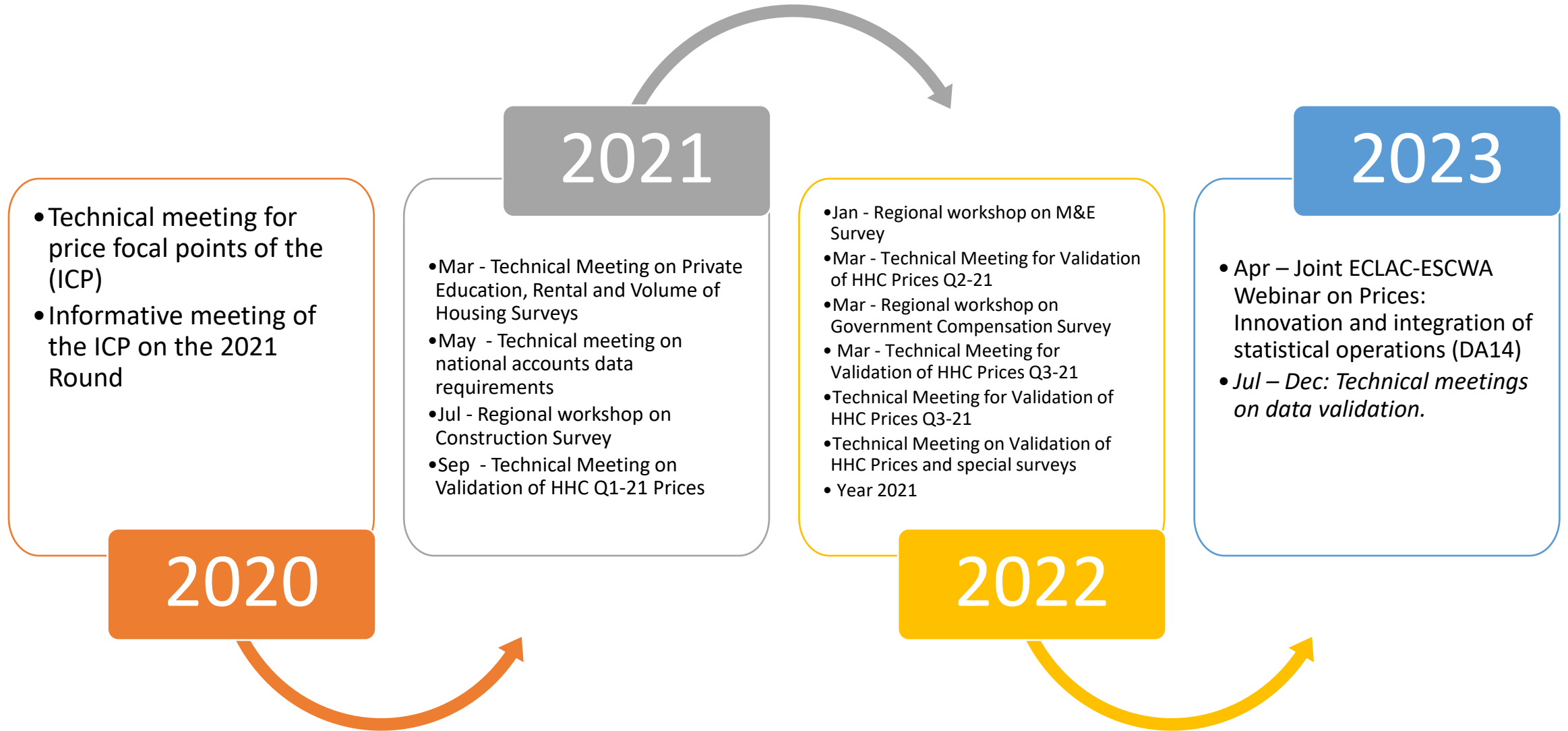
MORES data validation

- MORES data for 33 countries:
 - 15 countries provided MORES for this Cycle (ARG,BOL,BRA,ECU,GTM,HND,PAN,PRY,PER,URY, ABW,BLZ, BMU,CUW, SUR)
 - Direct Approach (10 countries)
 - Extrapolation/Adjustments (5 countries)
 - Expert Opinion: 8 Caribbean countries were estimated by consultants (AIA, ATG, GRD, MSR, LCA,VCT,TTO, TCA)
 - 10 countries were estimated by ECLAC ICP team using the GDP figures and the approach “*Borrowing from Economy with similar structure*”(DOM,SLV,HTI,NIC,CYM,DMA,GUY,JAM,KNA,VGB)
- Validation process:
 - review of MORES data in relation to available national accounts data for each country:
 - GDP and components level
 - GDP and component structure

PPP estimation status

- Preliminary estimates using QT and DT tools
- Work in progress to include validated data on MORES and Special Surveys

Workshops and meetings summary



Challenges in implementing 2021 ICP Cycle in LAC

Financial and human resource constraints

Challenges of COVID-19 on statistical work:

- Lockdown and mobility restrictions
- Post pandemic (2021 and 2022) stores closure.
- Teleworking/Virtual vs in person meetings

Conduct of Census Round in the Caribbean region

Decline in participation of two countries (Barbados, Bahamas).

Delay in data submission in Caribbean countries

Natural disasters in LAC countries (Haiti, Saint Vincent and the Grenadines)

Delay in data submission due to staff changes:
Institutional commitment

Methodological issues:

Inability of some Caribbean countries to elaborate the MORES because they do not have GDP measurements by expenditure approach.

Opportunities for improvement in implementing 2021 ICP Cycle in LAC

- Continuous communication with national focal points.
- Recommendations to countries to improve survey data collection and coverage.
- Capacity building activities.
- Assessment of alternative data sources.
- Sharing best practices in implementing ICP among regions.
- GO guidelines, recommendations and continuous support in the ICP implementation in LAC.

ECLAC Dissemination of ICP implementation in LAC

ACTIVITIES

MEETINGS AND TECHNICAL SYMPOSIUMS | 27-30 SEP 2021, REUNIÓN VIRTUAL / VIRTUAL MEETING, MEXICO
Eighth Global Conference on Statistical Data and Metadata Exchange (SDMX) - Data without barriers
 The Economic Commission for Latin America and the Caribbean (ECLAC), through its Statistics Division, will participate at the eighth Global Conference on SDMX in a panel discussion focused on the...

MEETINGS AND TECHNICAL SYMPOSIUMS | 29-30 SEP 2021, REUNIÓN VIRTUAL / VIRTUAL MEETING, CHILE
Technical meeting on validation of prices of household consumption expenditure
 Virtual meeting organized by ECLAC in its capacity as Regional Coordinator for Latin America and the Caribbean of the ICP.

OTHER EVENTS | 15 OCT 2021, EVENTO VIRTUAL / VIRTUAL EVENT CHILE
New interface of CEPALSTAT portal to improve accessibility to Latin America and the Caribbean regionally comparable statistics
 The launch of this new interface of the ECLAC statistical data portal will be held place virtually.

https://www.cepal.org/sites/default/files/publication/files/46742/S2000830_en.pdf

Naciones Unidas | CEPAL | División de Estadística

CEPALSTAT
 Bases de Datos y Publicaciones Estadísticas

ESTADÍSTICAS E INDICADORES • PERFILES REGIONALES • PERFILES NACIONALES • SEPTORIAL • MÉTODOS Y CLASIFICACIONES • PUBLICACIONES • OPEN DATA/PA

NOVEDADES

- 24 de Agosto, 2022 | EVENTO: 100th Anniversary of the Statistical Division of Latin America and the Caribbean
- 14 de Julio, 2022 | PUBLICACIÓN: Nueva publicación: Insumos y resultados de la pandemia por COVID-19 para los sectores de Ingresos en América Latina
- 01 de Julio, 2022 | NUEVAS CIFRAS MENSUALES DE INDICE DE PRECIOS AL CONSUMIDOR IPC POR GRUPOS: CEPALSTAT presenta datos mensuales actualizados por los 20 países de América Latina y el Caribe disponibles a mayo de 2022. Este nivel de comparación de los series de IPC, IPC de Alimentos y Bebidas, IPC Subsectores, IPC Transable e IPC No transable.

PRINCIPALES CIFRAS DE AMÉRICA LATINA Y EL CARIBE

POBLACIÓN TOTAL	POBREZA EXTREMA	TASA DE DESOCUPACIÓN	TASA DE CRECIMIENTO DEL PIB	TASA DE CRECIMIENTO DEL IPC	INTENSIDAD ENERGÉTICA DEL PIB
660 269 millas de personas 2022	13.1% de la población 2020	10.5% de la población económicamente activa 2020	6.6% a personas constantes 2021	12.5% porcentaje 2021	1.0 mil dólares por habitante de precios 2019

Cuentas nacionales

<https://statistics.cepal.org/portal/cepalstat/dashboard.html?theme=2&lang=es>

PROJECT DOCUMENTS

International Comparison Program: 2017 round for Latin America and the Caribbean
 Methodology and main results

Maria Paz Collinao
 Claudia de Carrizosa Ferraro
 Federico Dorini
 Martha Tovar Soria

ECLAC **WORLD BANK GROUP**

<https://www.cepal.org/en/work-areas/statistics>

Thank you

Follow us on:



<https://www.cepal.org/en>



https://twitter.com/eclac_un



<https://www.facebook.com/eclac>



<https://www.youtube.com/user/ECLACUN>



<https://www.flickr.com/photos/eclac>



UNITED NATIONS

ECLAC



years

Working for
a productive, inclusive
and sustainable future