



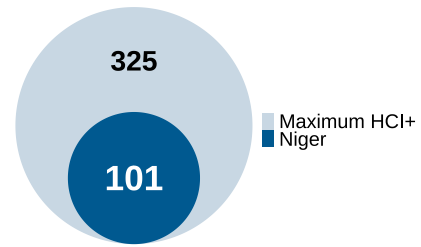
NIGER

Region: Sub-Saharan Africa
Income Category: Low Income

Human capital - people’s knowledge, skills, and health - drives productivity and growth. The Human Capital Index Plus (HCI+) measures the human capital a child born today can expect to accumulate over their working life, extending the original HCI by incorporating tertiary education and work experience. This brief summarizes **Niger’s** HCI+ score and its performance in building human capital.

What is Niger’s HCI+ and what does it mean?

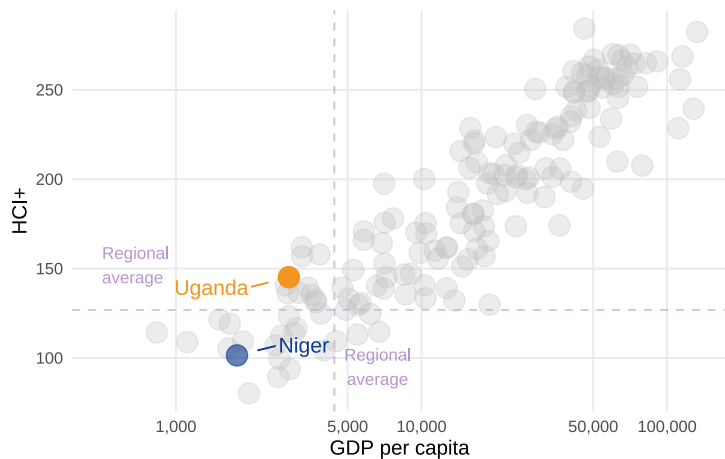
Niger’s HCI+ score is 101 (out of a maximum of 325), reflecting its investments in health, education, and employment. A 10-point increase in the index would translate into approximately 10 percent higher future income. Closing the current gaps in these areas relative to high-performing countries with similar GDP per capita would boost future income by 67%.



How does Niger’s HCI+ compare to other countries?

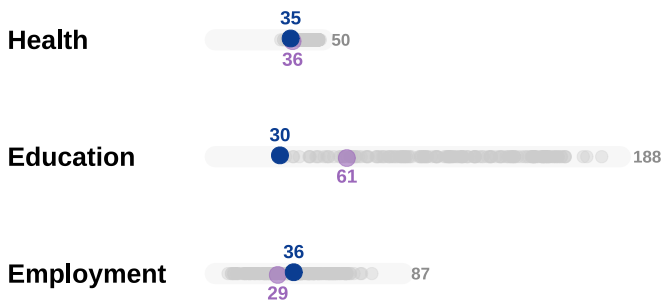
Niger’s HCI+ is lower than the average for the **Sub-Saharan Africa region (126)** and lower than the average for **low-income countries (116)**.

Among Niger’s income level peers, **Uganda is the top performer in HCI+.**



What explains Niger’s HCI+?

The HCI+ has three components corresponding to health, education, and employment.



The HCI+ score for the **Health pillar is 35**, about the same as the **regional average of 36**.

The HCI+ score for the **Education pillar is 30**, lower than the **regional average of 61**.

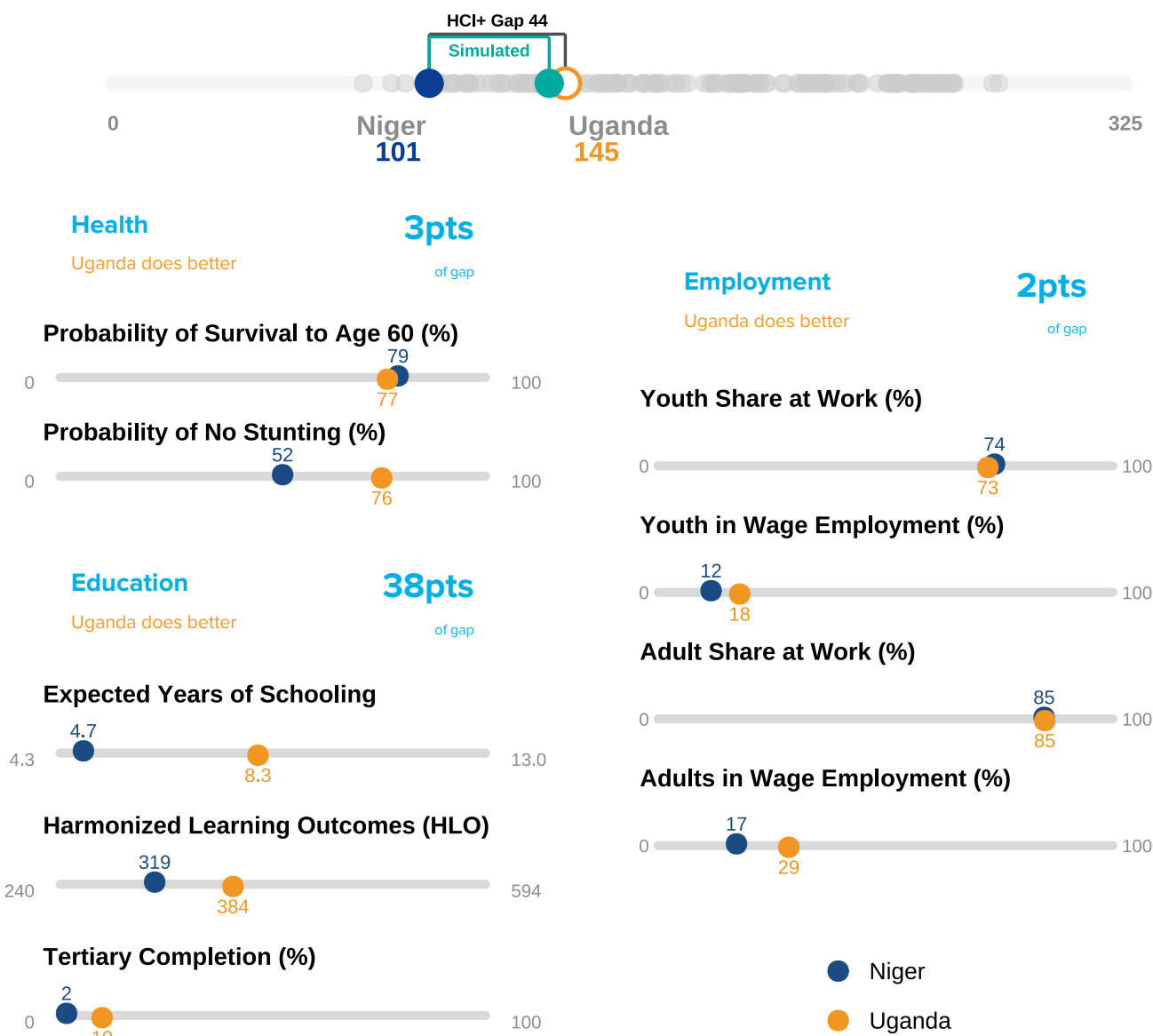
The HCI+ score for the **Employment pillar is 36**, higher than the **regional average of 29**.

Note: Data should be interpreted with caution, given the country’s classification by the World Bank as a conflict-affected situation.



What indicators are responsible for Niger’s HCI+ gap with Uganda?

Niger’s HCI+ score (101) is lower than Uganda’s (145). The indicators that account for the largest share of the HCI+ gap between Niger and Uganda are **expected years of schooling, Harmonized Learning Outcomes (HLO), and tertiary completion**. Raising these indicators to Uganda’s levels would increase Niger’s score to 140, boosting future income by approximately 38.4%.



What is Niger’s HCI+ gender gap?

The HCI+ score for **women in Niger is 94** compared to **111 for men**. The 17-point gap indicates that women’s earning potential will be 17% lower than men’s due to differences in the human capital acquired by men and women in Niger.



Note: All values are derived from internationally comparable public datasets.

