



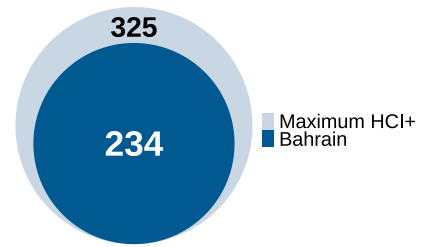
BAHRAIN

Region: Middle East, North Africa, Afghanistan & Pakistan
Income Category: High Income

Human capital - people’s knowledge, skills, and health - drives productivity and growth. The Human Capital Index Plus (HCI+) measures the human capital a child born today can expect to accumulate over their working life, extending the original HCI by incorporating tertiary education and work experience. This brief summarizes **Bahrain’s** HCI+ score and its performance in building human capital.

What is Bahrain’s HCI+ and what does it mean?

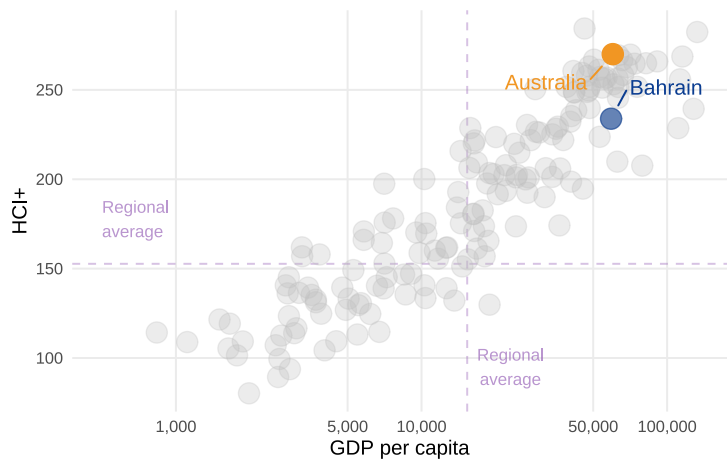
Bahrain’s HCI+ score is 234 (out of a maximum of 325), reflecting its investments in health, education, and employment. A 10-point increase in the index would translate into approximately 10 percent higher future income. Closing the current gaps in these areas relative to high-performing countries with similar GDP per capita would boost future income by 59%.



How does Bahrain’s HCI+ compare to other countries?

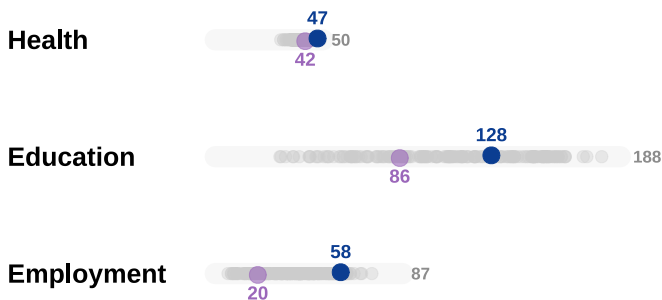
Bahrain’s HCI+ is higher than the average for the **Middle East, North Africa, Afghanistan & Pakistan region (147)** and lower than the average for **high-income countries (254)**.

Among Bahrain’s income level peers, **Australia is the top performer in HCI+.**



What explains Bahrain’s HCI+?

The HCI+ has three components corresponding to health, education, and employment.



The HCI+ score for the **Health pillar is 47**, higher than the **regional average of 42**.

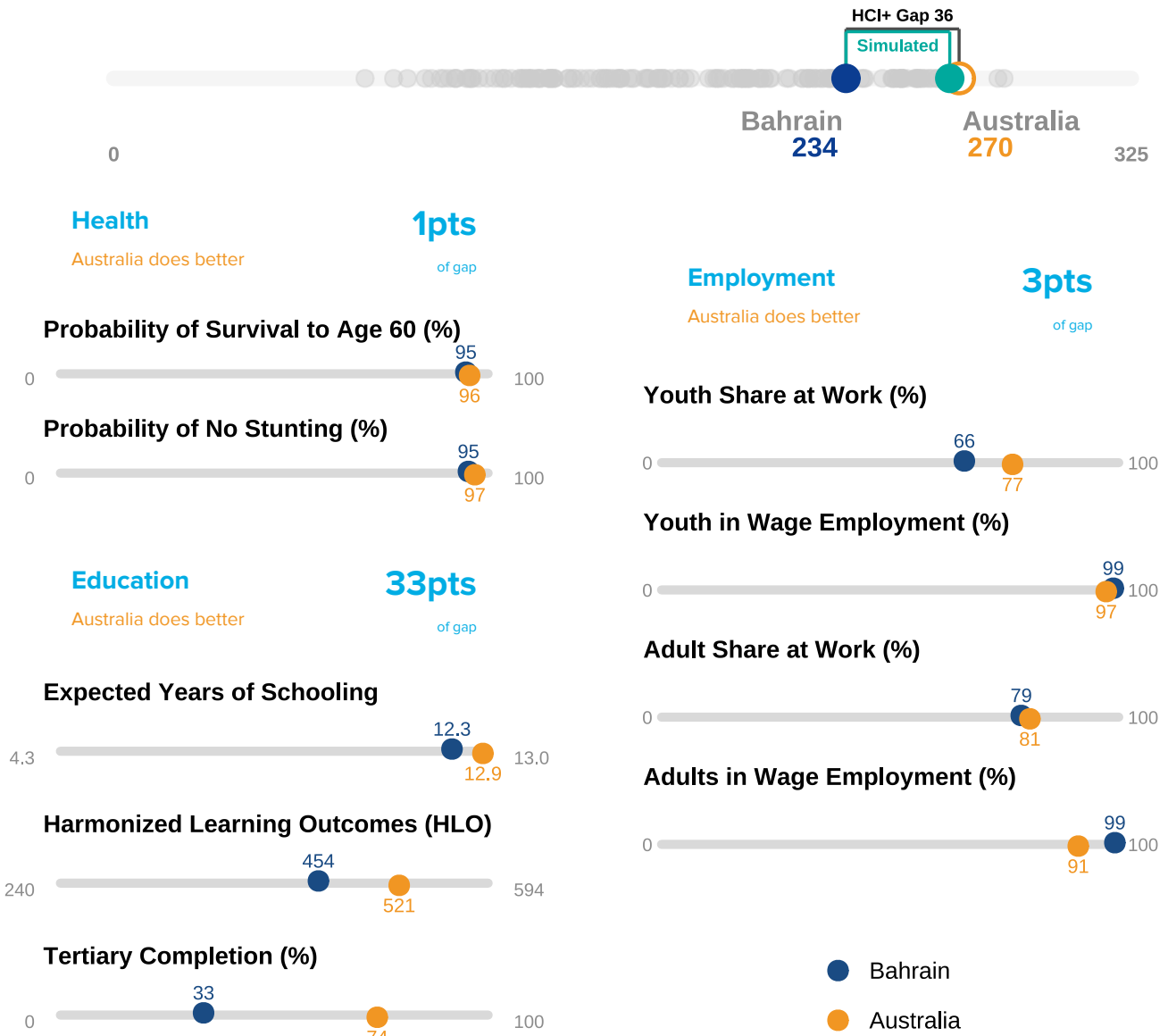
The HCI+ score for the **Education pillar is 128**, higher than the **regional average of 86**.

The HCI+ score for the **Employment pillar is 58**, higher than the **regional average of 20**.



What indicators are responsible for Bahrain’s HCI+ gap with Australia?

Bahrain’s HCI+ score (234) is lower than Australia’s (270). The indicators that account for the largest share of the HCI+ gap between Bahrain and Australia are **Harmonized Learning Outcomes (HLO), tertiary completion, and expected years of schooling**. Raising these indicators to Australia’s levels would increase Bahrain’s score to 267, boosting future income by approximately 32.6%.



What is Bahrain’s HCI+ gender gap?

The HCI+ score for **women in Bahrain is 218** compared to **236 for men**. The 18-point gap indicates that women’s earning potential will be 18% lower than men’s due to differences in the human capital acquired by men and women in Bahrain.



Note: All values are derived from internationally comparable public datasets.

