

ICP Governing Board Meeting

Economic and Social Commission for Western Asia



UNITED NATIONS

الاسكوا
ESCWA

October 25, 2018
Dubai, UAE

OUTLINE

- *Increasing Geographical Coverage: Updates on country participation*
- *Higher frequency of PPP production: Annual production of purchasing power parities*
- *Maximizing the knowledge and experience gained: Harmonized consumer price index*
- *Replicating the global ICP initiative at the national level: Sub-national purchasing power parity*
- *Increasing NSOs' capacity building and integration of price statistics*
- *Data Quality Assurance*
- *Release Calendar*

Increasing Geographical Coverage

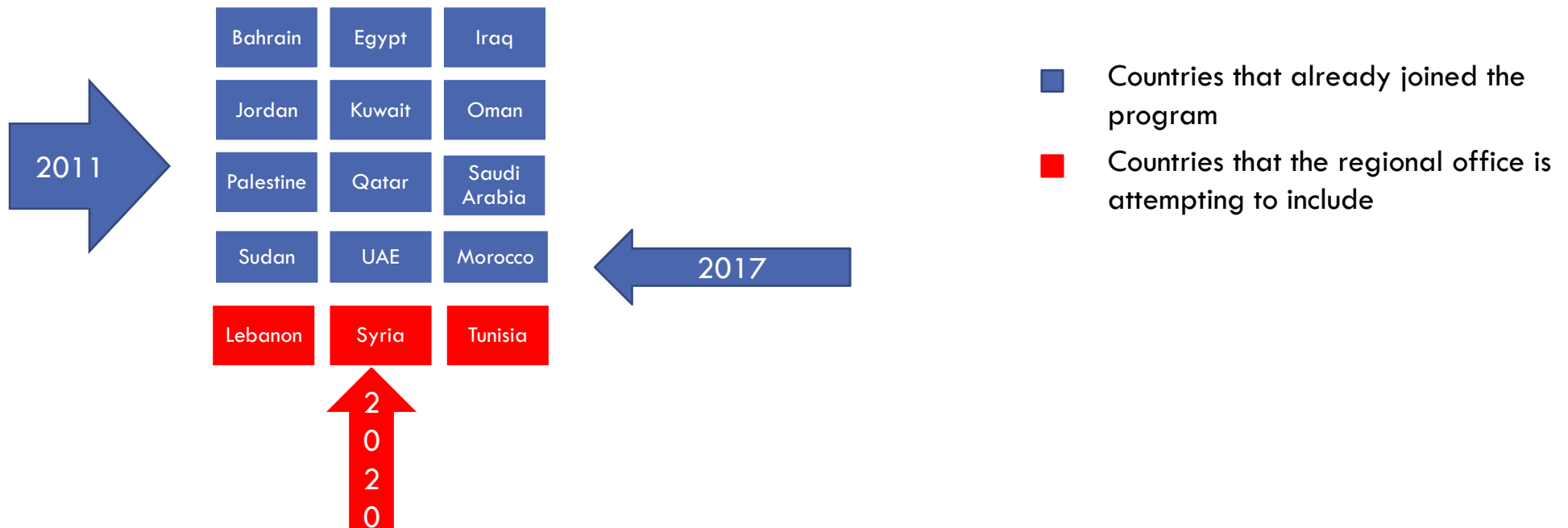


UNITED NATIONS

الاسواق

ESCWA

INCREASING GEOGRAPHICAL COVERAGE



Western Asia's Regional Office aims to increase the number of countries participating in the ICP to include around 15 countries by 2020

Higher Frequency of PPP Production




UNITED NATIONS

الاسواق

ESCWA

HIGHER FREQUENCY PPPS

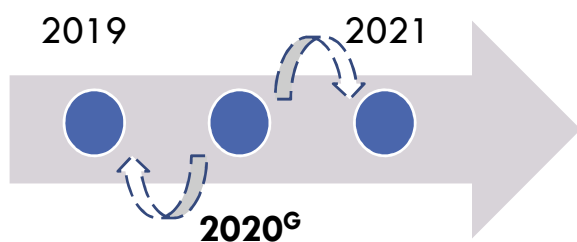
- Western Asia has successfully constructed an annual and continuous PPP time series starting from 2011 until 2016, and currently continuing to 2017 and beyond.



^G Global round

^R Regional round

ANNUAL PRODUCTION OF PPPS (BEYOND THE 2017 ICP CYCLE)



- ESCWA's big accomplishment in moving the countries towards annual implementation of national surveys, covering data for all GDP components including HHC and non-HHC.

	2019	2020	2021
(HHC excluding FET)	Retraplation	✓	Extrapolation
FET	✓	✓	✓
Construction	✓	✓	✓
Machinery and Equipment	✓	✓	✓
Education	✓	✓	✓
Compensation	✓	✓	✓
Rentals	✓	✓	✓

* ✓ Actual data

Annual implementation of national surveys



Actual Annual Data Collection



Actual and reliable Annual PPPs

PRELIMINARY RESULTS – XR VS. PPP AT GDP (OMAN=BASE)

Country	2011		2012		2013		2014		2015		2016	
	XR	PPP	XR	PPP	XR	PPP	XR	PPP	XR	PPP	XR	PPP
Bahrain	0.98	1.07	0.98	1.05	0.98	1.06	0.98	0.97	0.98	0.98	0.98	0.99
Egypt	18.39	9.80	18.39	10.13	18.39	10.82	18.39	12.45	19.77	13.10	26.52	15.26
Iraq	3,042.91	2,796.57	3,032.51	2,836.46	3,032.51	2,819.41	3,032.51	2,643.52	3,035.11	2,650.06	3,074.12	2,674.51
Jordan	1.84	1.63	1.84	1.63	1.84	1.65	1.84	1.56	1.84	1.53	1.84	1.53
Kuwait	0.74	0.84	0.74	0.87	0.74	0.87	0.74	0.88	0.78	0.92	0.79	0.92
Morocco	-	-	-	-	-	-	21.85	19.92	25.75	21.18	25.49	21.26
Oman	1.00	1.00	1.00	1.00	1.00	1.00	1.00	1.00	1.00	1.00	1.00	1.00
Palestine	9.31	10.24	10.03	10.43	9.39	10.03	9.30	9.11	10.11	9.48	9.99	9.54
Qatar	9.49	11.76	9.49	11.80	9.49	11.91	9.49	11.96	9.49	12.27	9.49	12.14
Saudi Arabia	9.75	9.67	9.75	9.70	9.75	9.73	9.75	9.51	9.75	9.50	9.75	9.55
Sudan	22.91	6.14	22.91	7.63	22.91	10.46	22.91	12.70	25.18	14.14	36.88	18.13
UAE	9.55	12.46	9.56	11.65	9.56	11.71	9.55	10.60	9.55	10.66	9.55	10.69

Maximizing the Knowledge and Expertise Gained

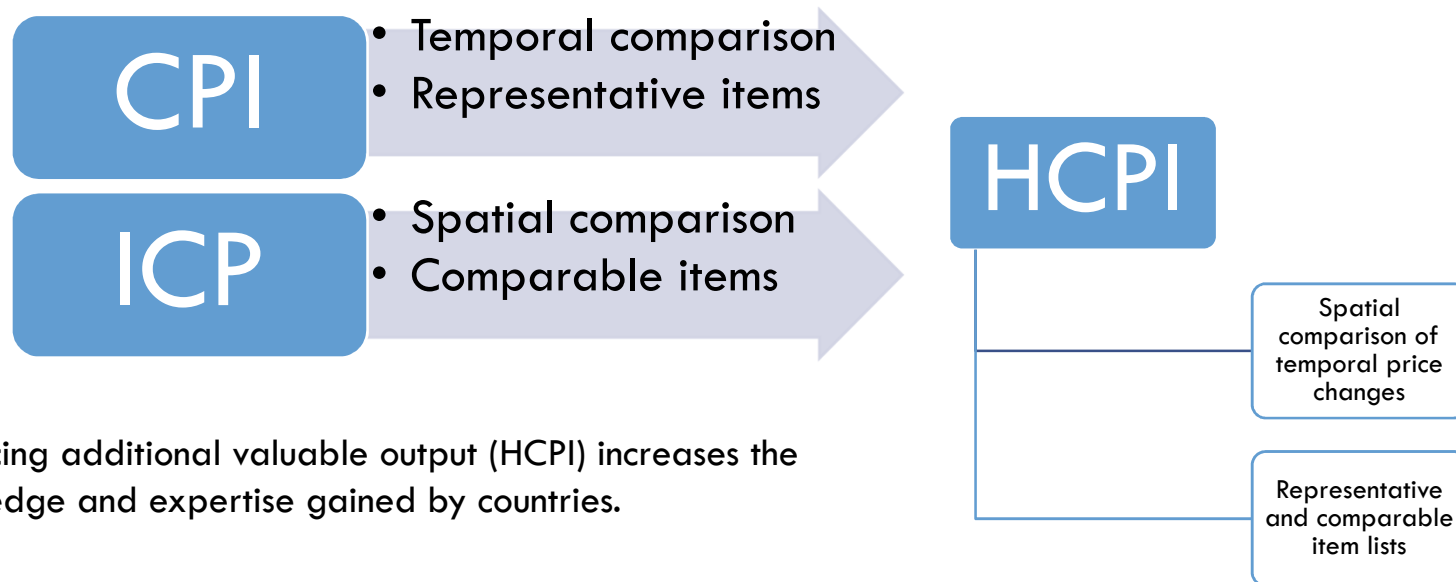


UNITED NATIONS

الاسواق
ESCWA

MAXIMIZING THE KNOWLEDGE AND EXPERTISE GAINED

- ESCWA developed an innovative initiative undertaken for the first time in the Arab region: the production of a Harmonized Consumer Price Index (HCPI).



Producing additional valuable output (HCPI) increases the knowledge and expertise gained by countries.

Replicating the global ICP initiative at the National Level



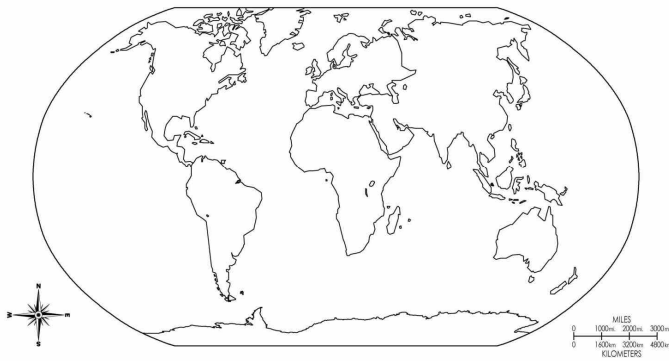
UNITED NATIONS

الاسواق

ESCWA

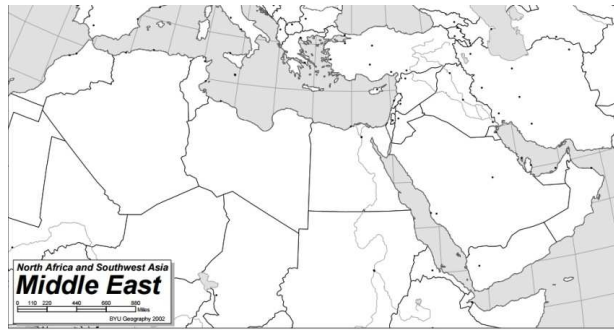
THE PRODUCTION OF SUB-NATIONAL PPPs

Global ICP



PPPs reflecting real purchasing power parities between international currencies

Regional ICP



PPPs reflecting real purchasing power parities between regional currencies

Sub-national PPPs



PPPs reflecting real purchasing power of national currency between different regions of the country



The sub-national PPPs is a new output benefiting the countries on the national level.

- UAE ✓
- Egypt *in progress*
- Sudan *in progress*
- Other countries *under consideration*

Increasing NSOs' capacity building and integration of price statistics



UNITED NATIONS

الاسواق

ESCWA

INCREASING NSOS' CAPACITY BUILDING AND INTEGRATION OF PRICE STATISTICS

- Maintaining a regular series of regional training sessions and workshops on validation of price statistics and national accounts data to empower the capacities in data manipulation and validation.
- Regional efforts to integrate the ICP into the regular NSO work on prices and improve/develop statistical outputs.
- Some member countries have integrated the ICP within their regular work programs by introducing a subset of new items from the regional ICP list to be priced alongside the CPI, hence reducing data collection efforts and costs in the next ICP rounds.
 - ➔ This integration will lead to the synchronization of data collection activities between CPI and ICP, thus reducing cost, time, and additional efforts placed into the collection of price data for the ICP.
- ICP non-household consumption surveys also act as a foundation for countries to build on in developing their own special price indices, such as a construction price index or a machinery and equipment index.

Data Quality Assurance



UNITED NATIONS

الاسكوا

ESCWA



Release Calendar



UNITED NATIONS

الاسكوا

ESCWA

RELEASE CALENDAR

The regional office at ESCWA will establish a release calendar which aims at having consistent results published.

2017 Results	Will be published in October 2019
2018 Results	Will be published in October 2020
20XY Results	Will be published in October 20XY(+2)

THANK YOU!

