



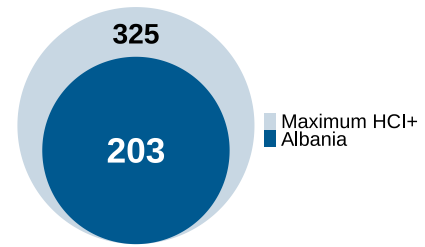
ALBANIA

Region: Europe & Central Asia
Income Category: Upper-middle Income

Human capital - people’s knowledge, skills, and health - drives productivity and growth. The Human Capital Index Plus (HCI+) measures the human capital a child born today can expect to accumulate over their working life, extending the original HCI by incorporating tertiary education and work experience. This brief summarizes **Albania’s** HCI+ score and its performance in building human capital.

What is Albania’s HCI+ and what does it mean?

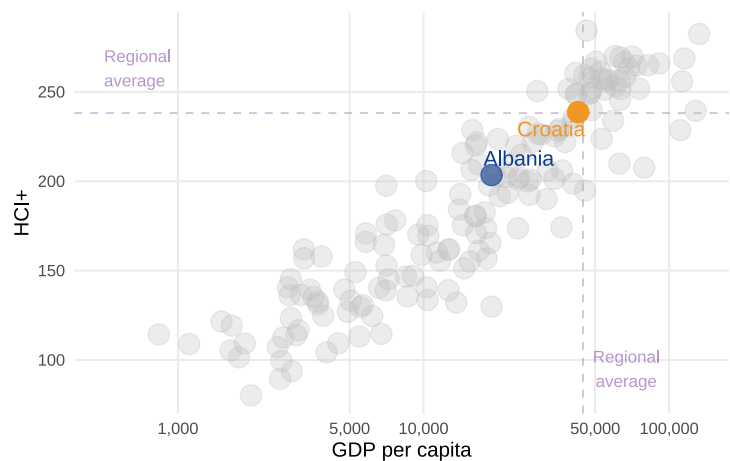
Albania’s HCI+ score is **203** (out of a maximum of **325**), reflecting its investments in **health, education, and employment**. A 10-point increase in the index would translate into approximately 10 percent higher future income. Closing the current gaps in these areas relative to high-performing countries with similar GDP per capita would boost future income by 42%.



How does Albania’s HCI+ compare to other countries?

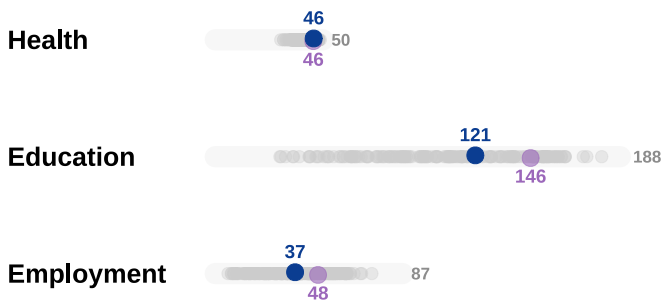
Albania’s HCI+ is lower than the average for the **Europe & Central Asia region (240)** and lower than the average for **upper-middle-income countries (204)**.

Albania’s HCI+ score is also **36 points lower than Croatia’s**.



What explains Albania’s HCI+?

The HCI+ has three components corresponding to health, education, and employment.



The HCI+ score for the **Health pillar is 46**, about the same as the **regional average of 46**.

The HCI+ score for the **Education pillar is 121**, lower than the **regional average of 146**.

The HCI+ score for the **Employment pillar is 37**, lower than the **regional average of 48**.

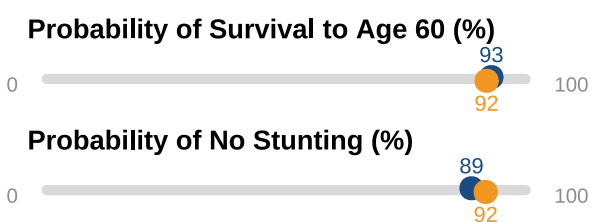


What indicators are responsible for Albania’s HCI+ gap with Croatia?

Albania’s HCI+ score (203) is lower than Croatia’s (239). The indicators that account for the largest share of the HCI+ gap between Albania and Croatia are **Harmonized Learning Outcomes (HLO), expected years of schooling, and tertiary completion**. Raising these indicators to Croatia’s levels would increase Albania’s score to 230, boosting future income by approximately 26.8%.



Health



Opts

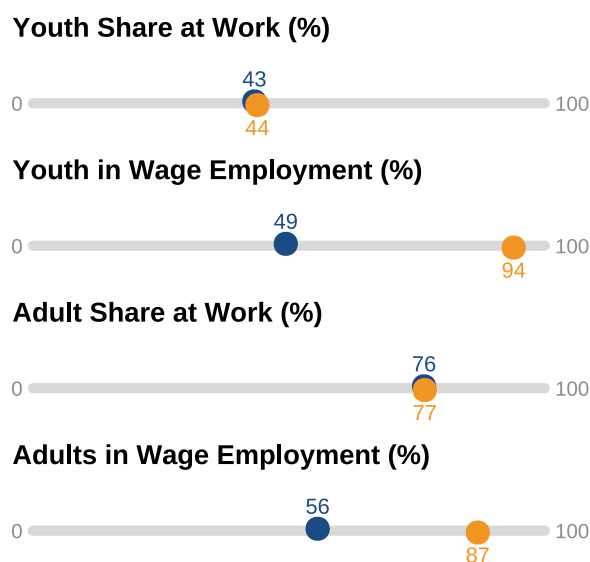
of gap

Employment

Croatia does better

8pts

of gap

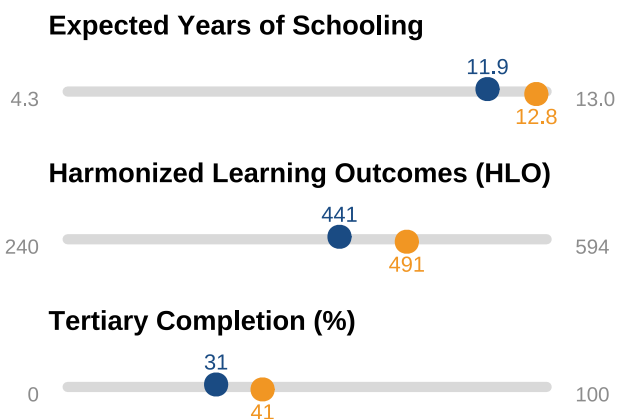


Education

Croatia does better

27pts

of gap



● Albania
● Croatia

What is Albania’s HCI+ gender gap?

The HCI+ score for **women in Albania is 200** compared to **207 for men**. The 7-point gap indicates that women’s earning potential will be 7% lower than men’s due to differences in the human capital acquired by men and women in Albania.



Note: All values are derived from internationally comparable public datasets.

