



# **ECLAC ICP 2021 cycle preparations for Latin America and the Caribbean countries**

Meeting of the International Comparison  
Program (ICP)

Inter-Agency Coordination Group (IACG)

October 22, 2020



UNITED NATIONS

ECLAC

# Launch activities

- ECLAC press release:

***Latin America and the Caribbean represents 8% of the global GDP and the world population, according to a new multilateral report***

<https://www.cepal.org/es/comunicados/americ-latina-caribe-representa-8-pib-global-la-poblacion-mundial-segun-nuevo-informe>

- ECLAC ICP website

<https://www.cepal.org/en/projects/international-comparison-program-latin-america-and-caribbean>

- ECLAC Document on ICP 2017 Cycle results for Latin America and the Caribbean

***In progress-latest steps (Dec 2020)***



The screenshot shows the ECLAC website page for a press release. The header includes the ECLAC logo and the text 'Comisión Económica para América Latina y el Caribe'. Below the header, there is a navigation menu with options like 'ÁREAS DE TRABAJO', 'COOPERACIÓN', 'PUBLICACIONES', 'DATOS Y ESTADÍSTICAS', 'CAPACITACIÓN', 'CENTRO DE PRENSA', and 'EVENTOS'. The main content area features the headline 'América Latina y el Caribe representa el 8% del PIB global y de la población mundial, según nuevo informe multilateral'. Below the headline, there is a sub-headline and a paragraph of text. To the right, there are sections for 'ENLACES', 'TEMAS', and 'CONTACTO'. At the bottom, there is a 'SUSCRIPCIÓN' section with a 'Suscribirse' button. A small image of a report cover is visible in the lower left corner of the page.



UNITED NATIONS

ECLAC

## Launch activities

- Second informative meeting of the International Comparison Programme(ICP) on the 2021 Round - Latin America- Virtual meeting - 19 Aug 2020

<https://www.cepal.org/en/events/second-informative-meeting-international-comparison-programmeicp-2021-round-latin-america>

- Second informative meeting of the International Comparison Programme(ICP) on the 2021 Round - the Caribbean - Virtual meeting - 20 Aug 2020

<https://www.cepal.org/en/events/second-informative-meeting-international-comparison-programmeicp-2021-round-caribbean>

- Global Status of the ICP 2021 Round and review of activities in Latin America and the Caribbean
- Summary of the First Technical Meeting of the ICP 2021 (Panama, December 2019)
- Review and progress of the work program with reference year 2021
  - 2021 Round timetable
  - Materials for 2021 Round
  - Communication mechanisms
  - Agreements on steps forward
- Consultation with countries about their participation in the ICP 2021 Round



ECLAC

## Launch activities

- **Seminar on National Accounts for Latin America and the Caribbean, 2020: Economic Statistics for the Future**

<https://www.cepal.org/en/events/seminar-national-accounts-latin-america-and-caribbean-2020-economic-statistics-future>

Special session devoted to the ICP :

- Activities of the International Comparison Program and uses of the Purchasing Power Parities
- International Comparison Program, main results for the 2017 Cycle for the Latin-American and the Caribbean



UNITED NATIONS

ECLAC

# Anticipated country participation 2021 ICP Cycle

35 LAC economies

– Guatemala

– Cayman Island

– Sint Maarten



- Anguilla
- Antigua and Barbuda
- Argentina
- Aruba
- Bahamas, The
- Barbados
- Belize
- Bermuda
- Bolivia
- Bonaire
- Brazil
- Curaçao
- Dominica
- Dominican Republic
- Ecuador
- El Salvador
- Grenada
- Guatemala
- Guyana
- Haiti
- Honduras
- Jamaica
- Montserrat
- Nicaragua
- Panama
- Paraguay
- Peru
- St. Kitts and Nevis
- St. Lucia
- St. Vincent and the Grenadines
- Suriname
- Trinidad and Tobago
- Turks and Caicos Islands
- Uruguay
- Virgin Islands, British



UNITED NATIONS

ECLAC

# ICP 2021 Cycle surveys schedule

	Cycle ICP 2020				Cycle ICP 2023			
	2020	2021	2022	2023	2022	2023	2024	2025
Household Consumption (H)		H <sup>1</sup>		P		H <sup>1</sup>		P
Private Education (P)		P <sup>2</sup>	P <sup>2</sup>			P <sup>2</sup>	P <sup>2</sup>	
Housing Rentals (R ) and Volume (V)		R	V			R	V	
Government Compensation (G)			G				G	
Machinery (M)			M <sup>3</sup>				M <sup>3</sup>	
Construction (C )		C <sup>4</sup>	C <sup>4</sup>			C <sup>4</sup>	C <sup>4</sup>	
National Accounts Expenditure (E)	E	E	E		E	E	E	
CPIs, Deflators, Population	X	X	X		X	X	X	

<sup>1</sup> The Household consumption list is divided in three groups according to the number of quarters to be collected: 4, 2 and 1 quarters in the reference year.

<sup>2</sup> Quarter 4, 2021, and 2, 2022.

<sup>3</sup> Half of the year.

<sup>4</sup> Quarter 4, 2021, and 1, 2022.

○ Difference regarding the 2019 version



# Data collected during 2019 and 2020

Cod Country	Country	Household Consumption					
		Food and Beverages				Electronics and others	
		Q1-19	Q2-19	Q3-19	Q4-19	Q1-20	Q2-20
ABW	Aruba	x	x	x	x		
AIA	Anguilla						
ARG	Argentina	x	x	x			
ATG	Antigua and Barbuda						
BHS	Bahamas						
BLZ	Belize	x	x	x	x		
BMU	Bermuda						
BOL	Bolivia						
BON	Bonaire						
BRA	Brazil	x	x	x	x		
BRB	Barbados						
CUW	Curaçao						
CYM	Cayman Islands						
DMA	Dominica						
DOM	Dominican Republic	x	x	x	x		
ECU	Ecuador	x	x	x	x	x	x
GRD	Grenada	x	x	x	x		
GUY	Guyana		x	x			
HND	Honduras	x	x	x	x		
HTI	Haiti						
JAM	Jamaica	x	x	x	x		
KNA	St. Kitts and Nevis			x			
LCA	St. Lucia	x	x	x			
MSR	Montserrat						
NIC	Nicaragua						
PAN	Panamá	x	x	x	x		
PER	Peru	x	x	x	x	x	
PRY	Paraguay	x	x	x			
SLV	El Salvador						
SUR	Suriname	x			x		
SXM	Sint Maarten						
TCA	Turks and Caicos Islands						
TTO	Trinidad and Tobago	x	x	x			
URY	Uruguay	x					
VCT	St. Vincent and the Grenadines	x	x	x	x		
VGB	Virgin Islands, British						
<i>Total de cuestionarios recibidos</i>		17	16	17	12	2	1
<i>(%) Cobertura</i>		45.9%	43.2%	45.9%	32.4%	5.4%	2.7%

- Data collection of the 2020 Cycle started in 2019.
- At the date of this meeting, a maximum of 16 countries for 2019 Q1 and a minimum of 1 countries for 2020 Q2 sent information to ECLAC, according to the proposal of dividing the Household Consumption list in 1/3 during 2019, 1/3 in 2020 and 1/3 in 2021.
- For the purposes of the 2021 Cycle, this information is being analyzed in order to determine whether it should be extrapolated to the benchmark year 2021.

# ECLAC activities to face the challenges in statistical work arising from the effects of the pandemic from COVID19

UN ECLAC Statistics Division has undertaken several actions to address the impact of the COVID-19 pandemic on the statistical operations in Latin American and Caribbean countries.

- Questionnaire on COVID-19 impact on statistical operations (through the Statistical Conference of the Americas)
- Virtual technical meetings and seminars (under the Knowledge Transfer Network of the SCA and in coordination with other International Organizations)
- Documents with recommendations, published under a special ECLAC series on COVID-19
- Technical assistance, through virtual meetings with teams from national institutions (NSOs and Central Banks)



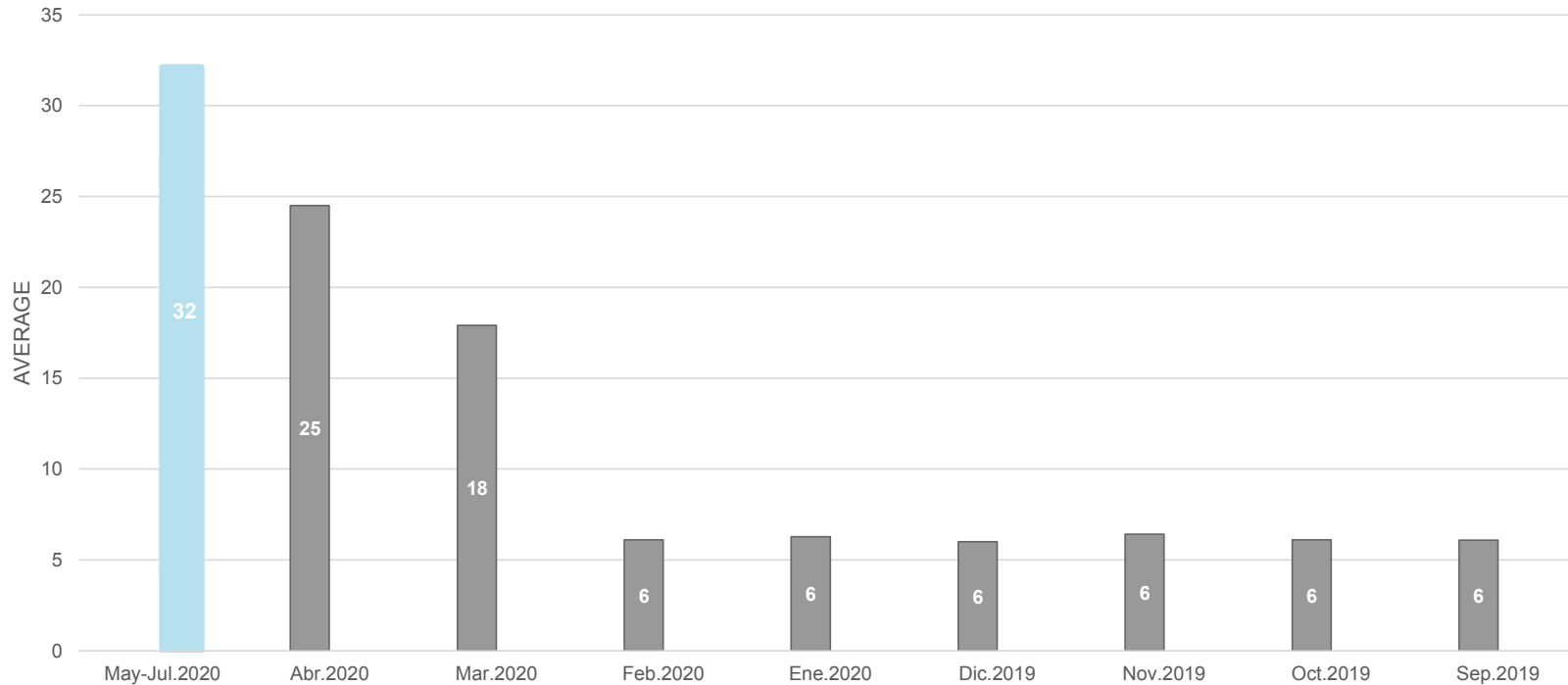
UNITED NATIONS

ECLAC





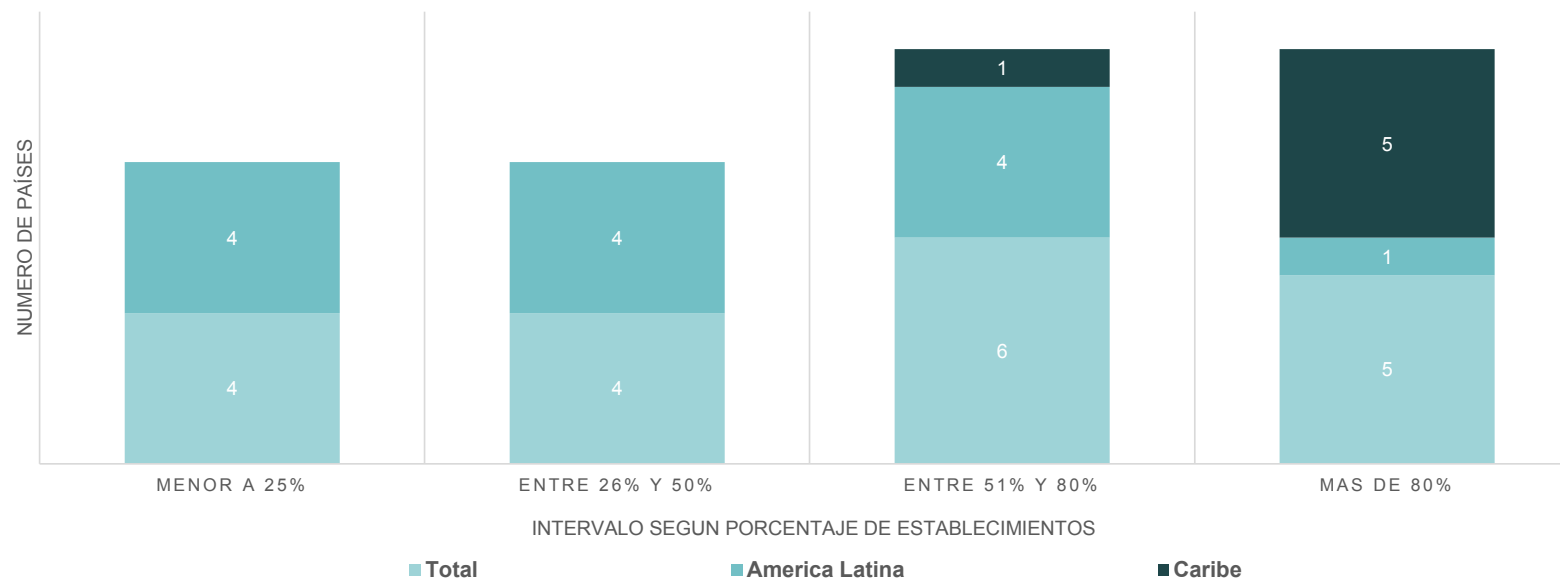
### IMPUTED PRICES AVERAGE RATE PER MONTH



Source: 19 participating countries ECLAC September questionnaire .

- The information corresponds to the coverage achieved to prepare the CPI calculation for the months of July 2020 and September 2019.
- The percentage of imputed prices corresponds to the total of non observed prices in the reference month or months, where a breake in behavior is observed in February 2020

## NUMBER OF COUNTRIES COLLECTING PRICES FACE-TO-FACE MODE



Source: 19 participating countries ECLAC September questionnaire .

- It is noted that there are still a number of countries that have not reached 50% of establishments in face-to-face collection.

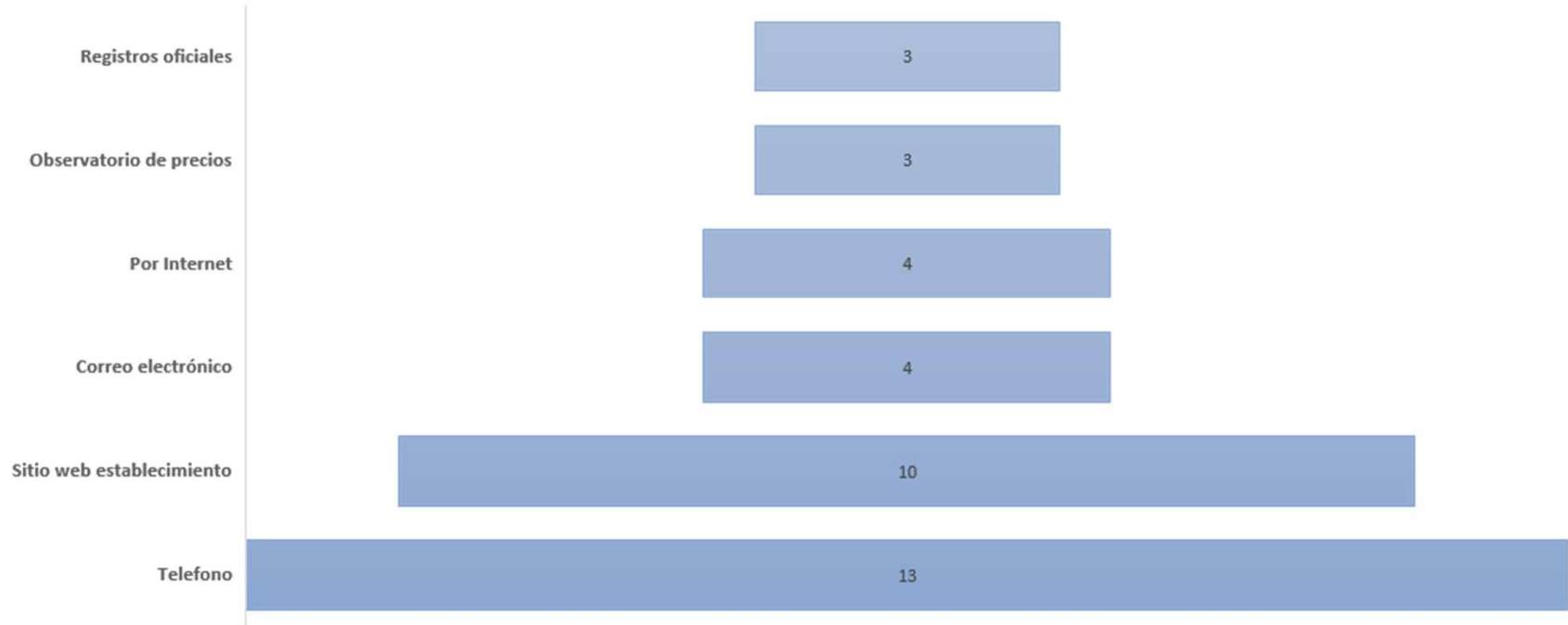


UNITED NATIONS

ECLAC



### Alternative modes of price collection used by LAC countries



Source: 19 participating countries ECLAC September questionnaire .

- Of the complementary modalities of price collection mentioned by the countries, which are being used as of September, we highlight - telephone consultation - consultation on the establishment's website and consultation via email.

## Current and next steps: ICP 2021 cycle in LAC

- Revision of ECLAC's planned activities for 2020.
- Establishing a new work plan (including data submission from LAC countries for 2019 and 2020).
- Operational Materials and technical meetings (Sep-Dec 2020).



UNITED NATIONS

ECLAC

**Thanks for your attention!**



UNITED NATIONS

ECLAC