



World Bank support in a challenging global context

HIGHLIGHTS OF RECENT WORLD BANK FINANCING TRENDS

SPECIAL FOCUS ISSUES (AFRICA, FOOD, UKRAINE)

February 2023

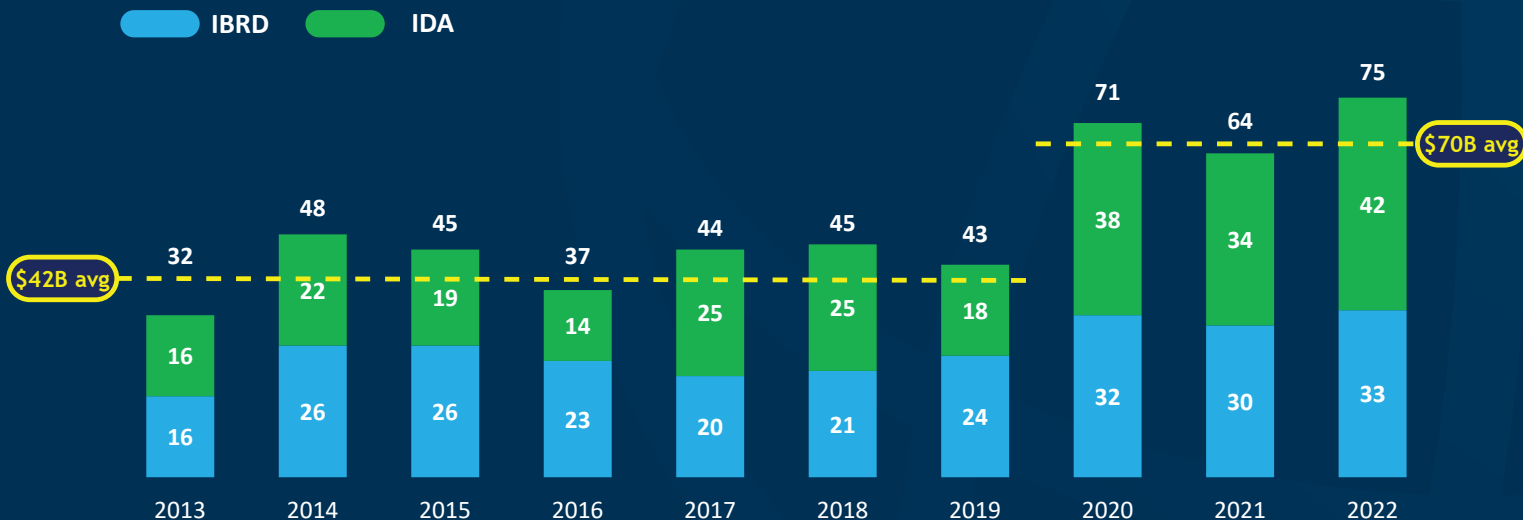


THE WORLD BANK
IBRD • IDA | WORLD BANK GROUP

HIGHLIGHTS OF RECENT WORLD BANK FINANCING TRENDS

IBRD AND IDA COMMITMENTS 2013–2022

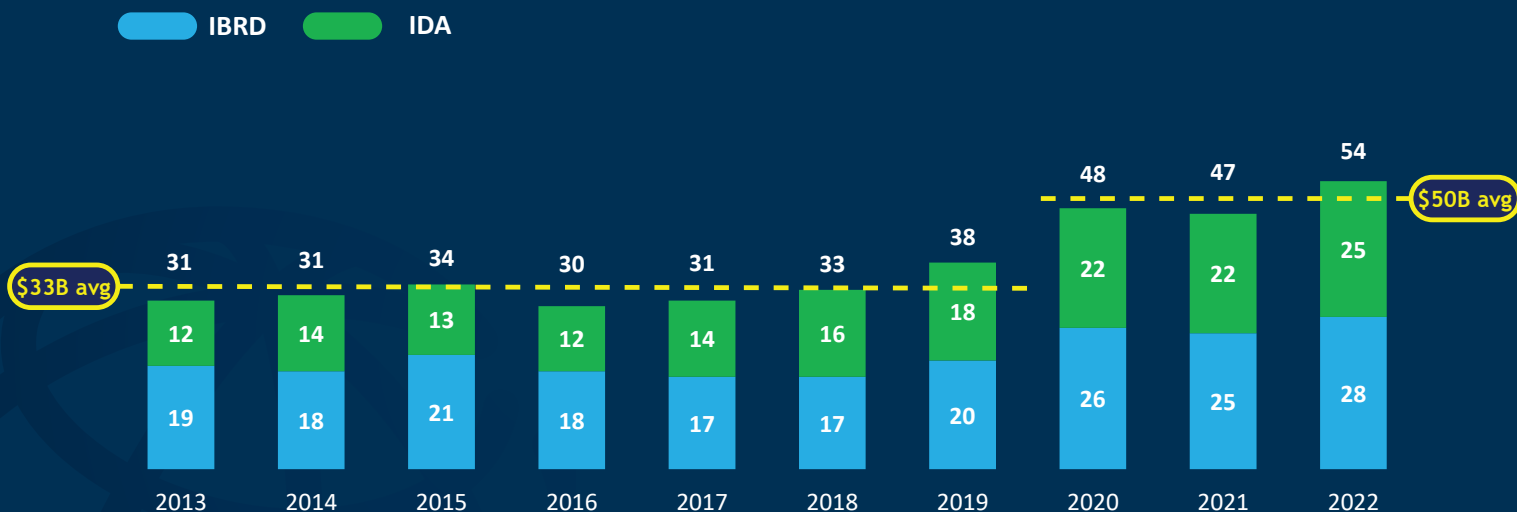
(\$ BILLION)



Note: Calendar year data; Numbers may not sum due to rounding

IBRD AND IDA DISBURSEMENTS 2013–2022

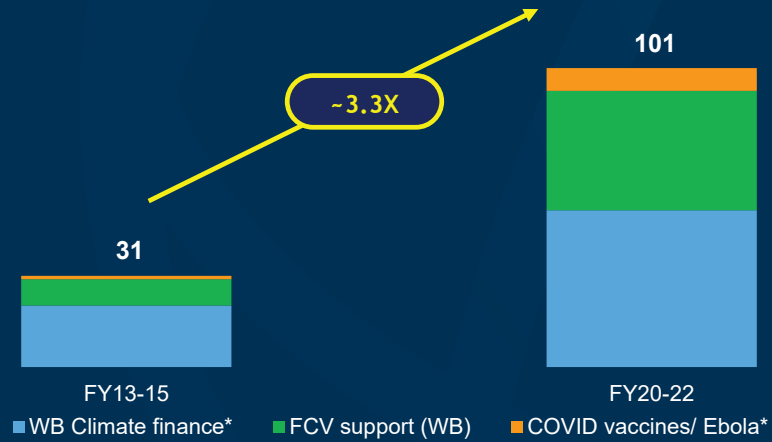
(\$ BILLION)



Note: Calendar year data; Numbers may not sum due to rounding

GPG FINANCING HAS MORE THAN TRIPLED OVER THE LAST DECADE

WORLD BANK SUPPORT FOR SELECT GPGS (\$ BILLIONS)

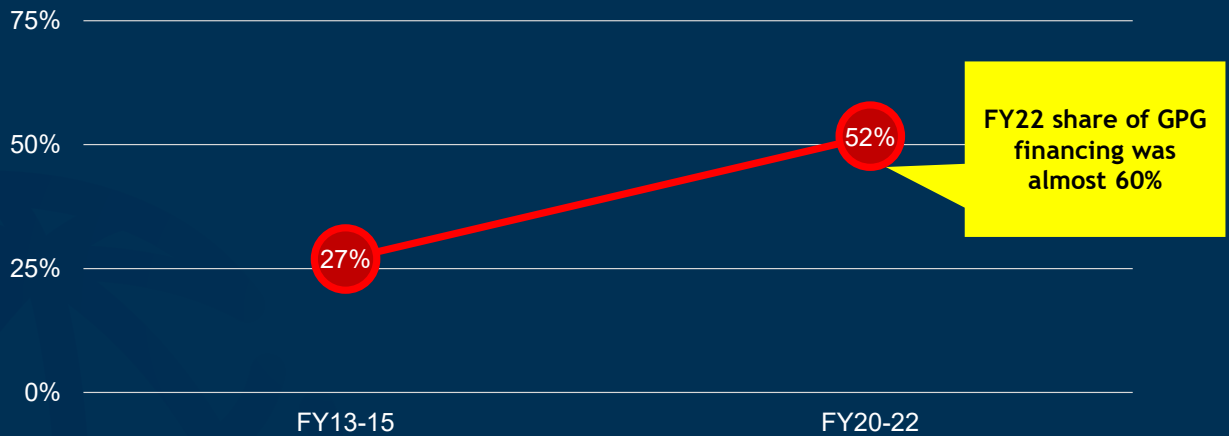


FCV: Fragility, Conflict and Violence

Note: Nets off overlapping support in FCV financing, COVID financing, Ebola response and climate financing

GPG-RELATED FINANCING NOW ACCOUNTS FOR MORE THAN HALF OF ALL WORLD BANK LENDING

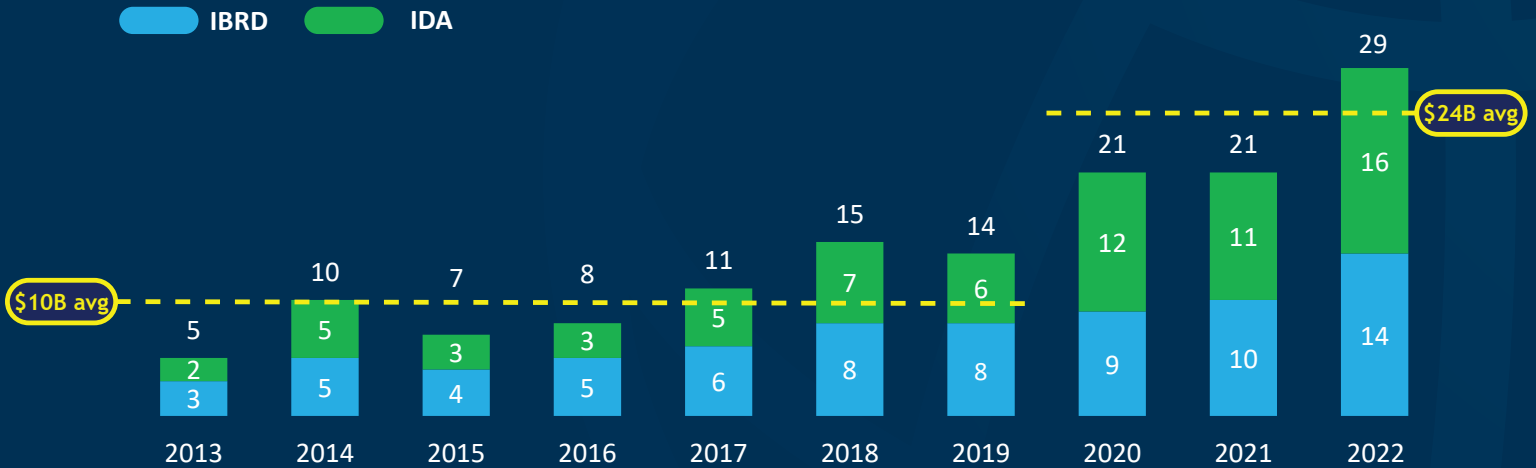
WORLD BANK SUPPORT FOR SELECT GPGS (SHARE OF TOTAL FINANCING IN PERCENT)



Note: * Nets off overlap in FCV financing, COVID financing, Ebola response and climate financing

IBRD AND IDA CLIMATE FINANCING 2013–2022

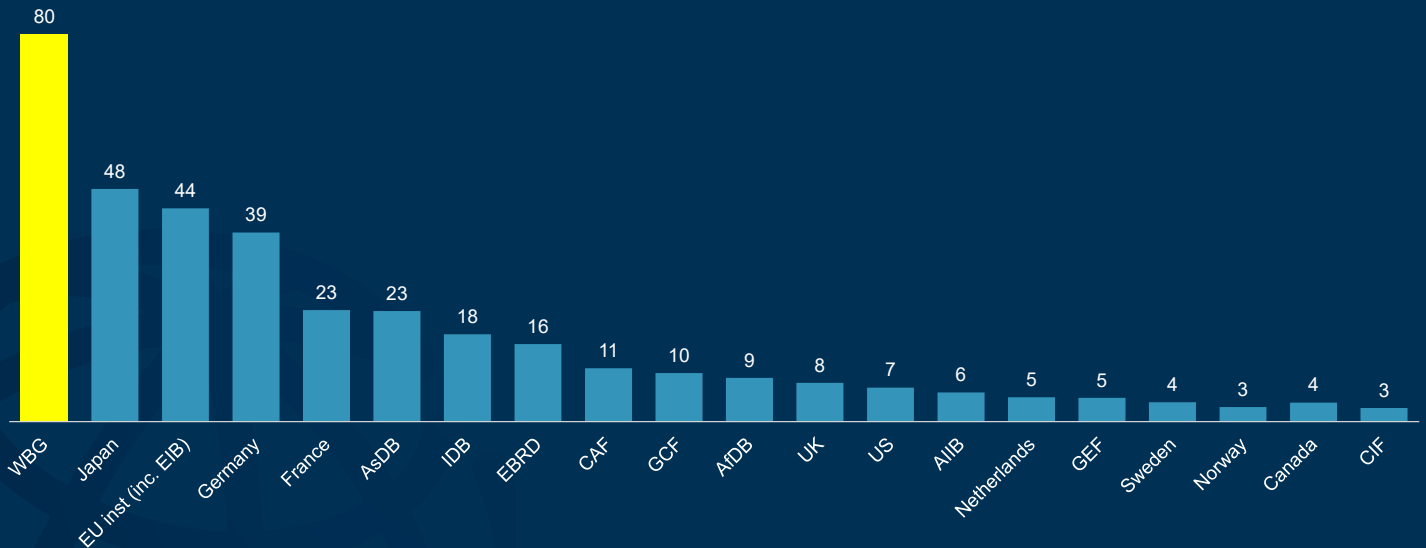
(\$ BILLION)



Note: Calendar year data; Numbers may not sum due to rounding

WBG IS THE LEADING PROVIDER OF CLIMATE-RELATED DEVELOPMENT FINANCE GLOBALLY

(2016-2020, \$ BILLIONS AT 2020 PRICES)



Source: Latest available comparative data. OECD DAC External Development Finance Statistics.

IBRD AND IDA FINANCING TO FCV-AFFECTED COUNTRIES 2013–2022

(\$ BILLION)



FCV: Fragility, Conflict and Violence

Note: Calendar year data; Numbers may not sum due to rounding

IBRD AND IDA HEALTH FINANCING 2013–2022

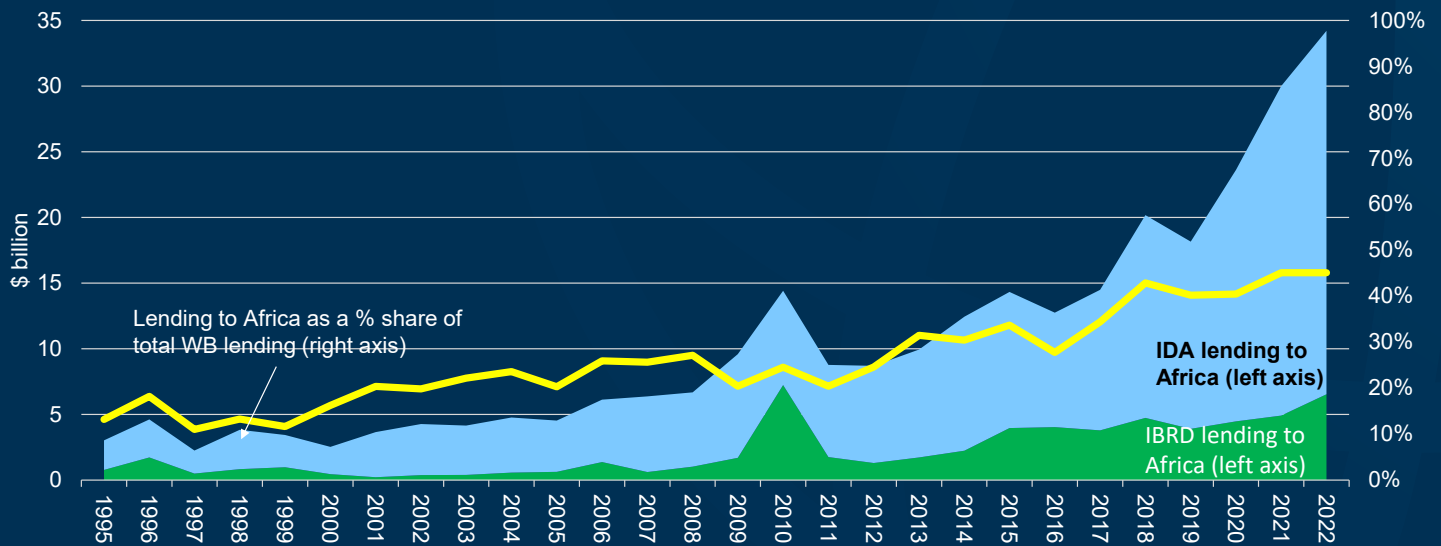
(\$ BILLION)



Note: Calendar year data; Numbers may not sum due to rounding

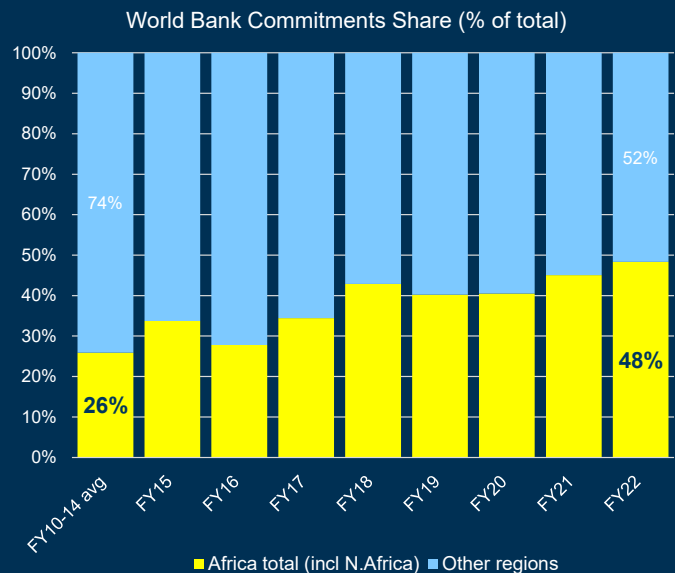
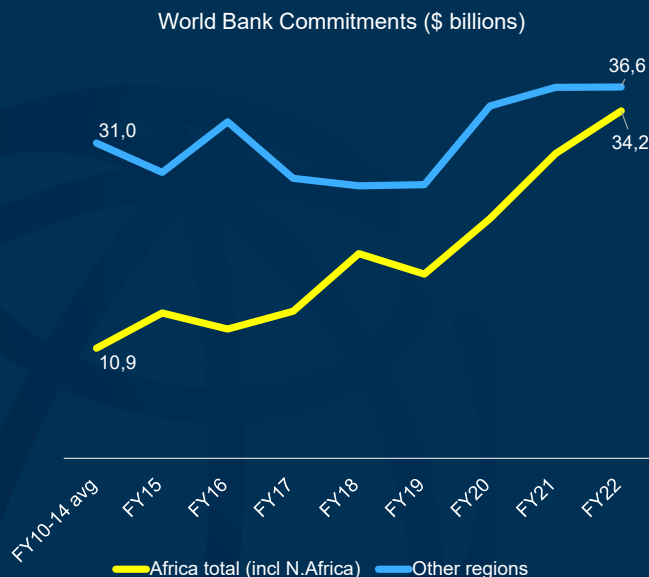
NEARLY HALF OF WB RESOURCES (IDA + IBRD) ARE COMMITTED TO AFRICA, REFLECTING STEADY GROWTH AND STRATEGIC EMPHASIS ON THE AFRICAN CONTINENT

WORLD BANK LENDING TO AFRICA* (FY1995-2022)



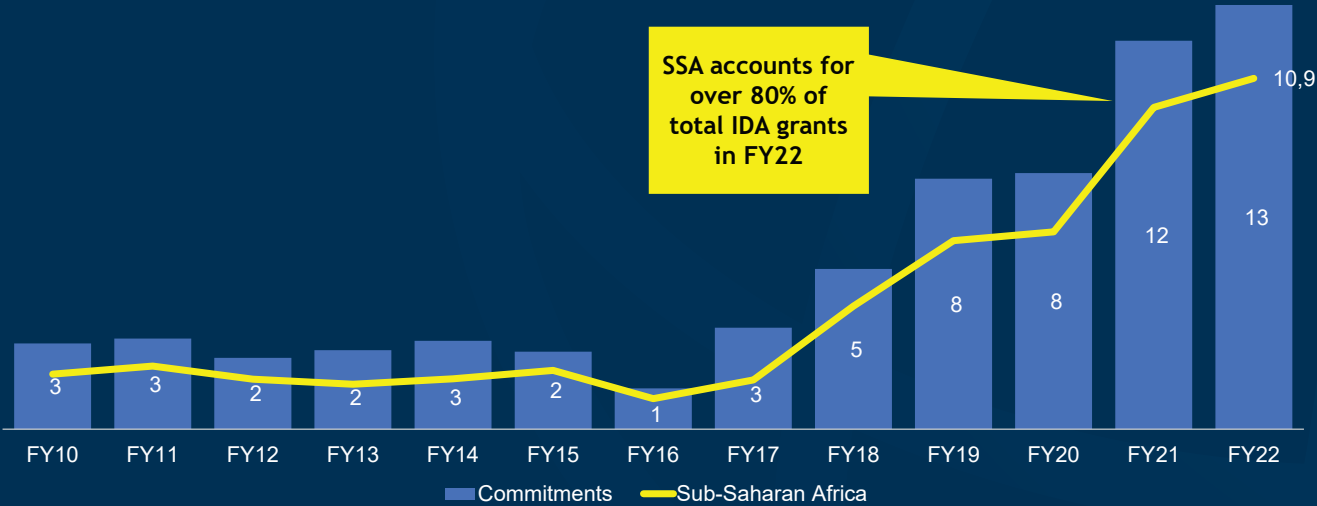
Note: Data by Fiscal year. *Includes countries in North Africa

AFRICA NOW ACCOUNTS FOR NEARLY 50% OF TOTAL WORLD BANK COMMITMENTS, AFRICA COMMITMENTS REACHED \$34 BILLION FOR FY22



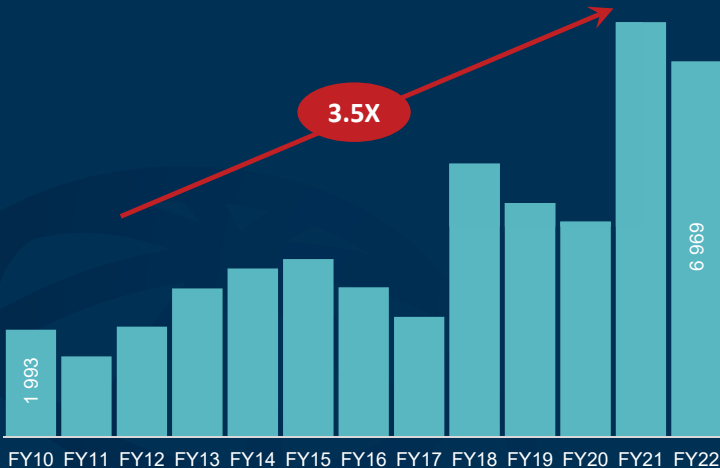
GRANT FINANCING: INCREASING OVERALL GRANTS THROUGH IDA TO SUPPORT COUNTRIES AT HIGHER LEVELS OF DEBT VULNERABILITIES

IDA grants commitments (\$ billions)



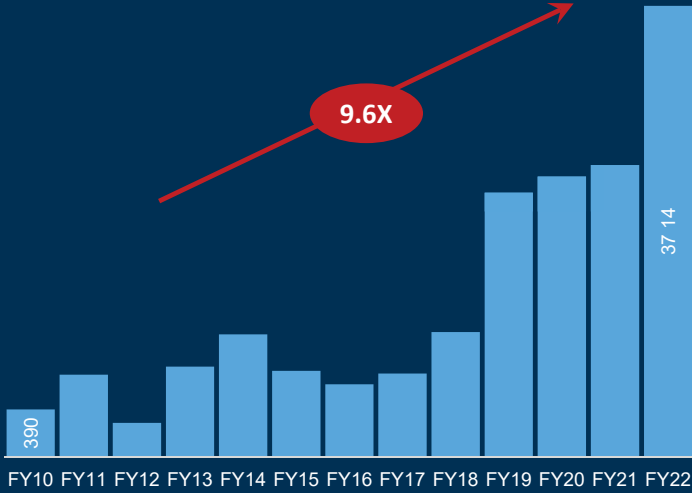
HoA/SAHEL: OVER THE LAST DECADE, IBRD AND IDA FINANCING HAS MORE THAN TRIPLED IN THE HORN OF AFRICA AND INCREASED NEARLY 10 TIMES IN THE SAHEL

HoA World Bank Commitments (\$'millions)



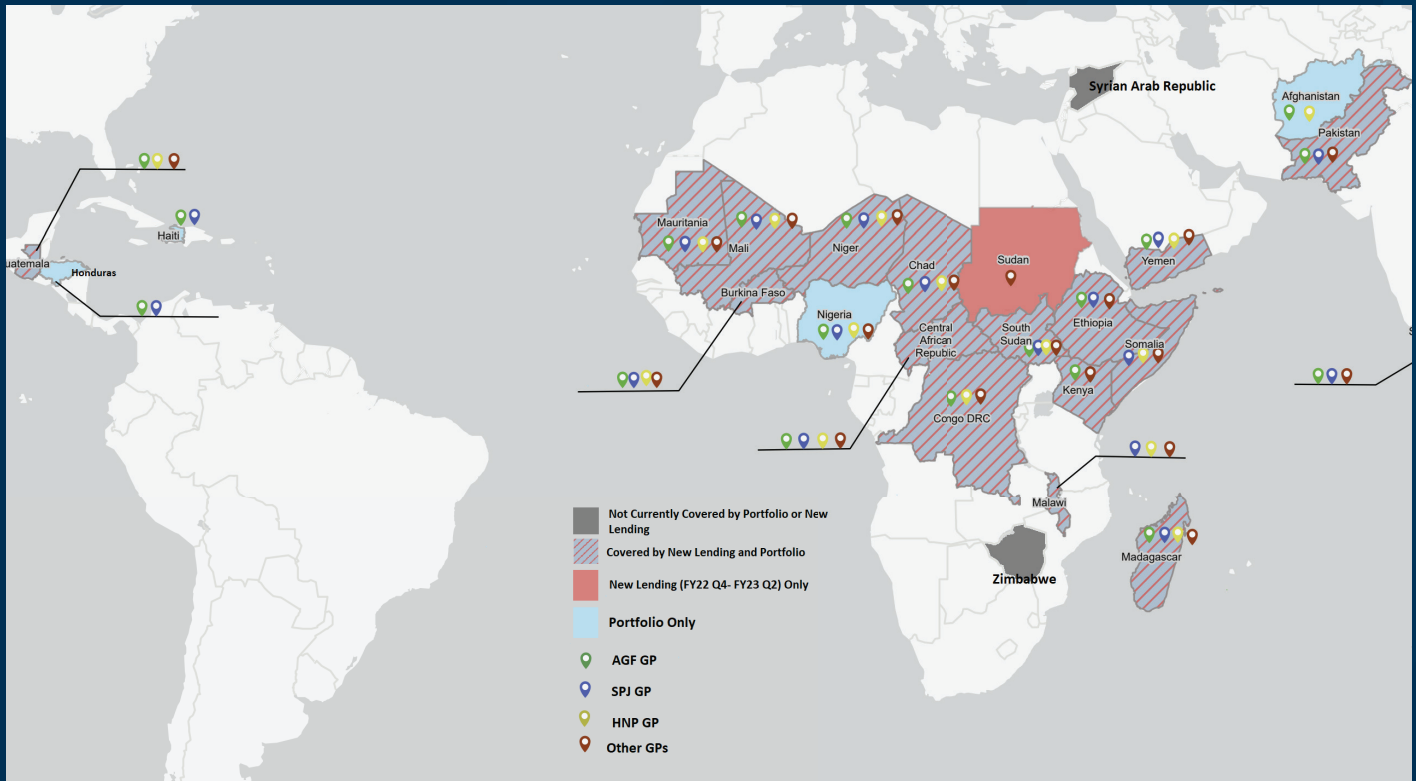
Horn of Africa countries include Djibouti, Eritrea, Ethiopia, Kenya, Somalia, South Sudan, Sudan, and Uganda.

Sahel World Bank Commitments (\$'millions)



Sahel countries include Mauritania, Mali, Niger, Burkina Faso and Chad

THE WORLD BANK HAS ACTIVE FOOD NUTRITION AND SECURITY (FNS) INTERVENTIONS IN 22 OF 24 HUNGER HOTSPOT COUNTRIES



- Since April 2022, the World Bank has mobilized nearly \$35 billion in food and nutrition security support, including **12 billion in new projects**. The 12 billion was delivered 6 months ahead of schedule. Of this \$12 billion of new projects:
 - **\$5.9b** crisis response, **\$6.1b** long term resilience
 - 104 new operations
- Launched the **Global Food and Nutrition Security Dashboard**, to fast-track a rapid coordinated response
- <https://www.gafs.info/map/>

THE WORLD BANK IS DELIVERING STRONG LEVELS OF SUPPORT TO UKRAINE

Total of **\$18.1bn** mobilized through the **World Bank**



over **50%** of all economic support to Ukraine since war started

12 million Ukrainians reached



About **US\$16.4bn** already disbursed



WORLD BANK SUPPORT TO UKRAINE WORKING WITH DEVELOPMENT PARTNERS

Donor Guarantees to WB funding (\$1.75bn)

Allows greater WB lending to Ukraine



FREE/PEACE Trust Funds (\$13.3bn)

Grant funding for budget support



Ukraine Recovery Trust Fund (URTF) (2022/23); \$379m

Grant funding by donors to help finance recovery projects



+ \$2.5bn WB funding & parallel funding from partners

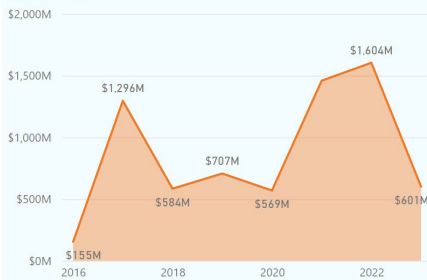
Source: As of February 9, 2023

(Data as of October 31st, 2022)

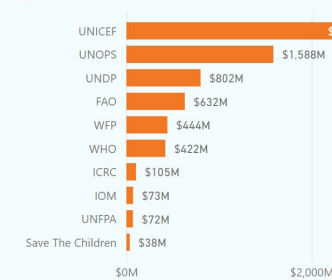
UN & THIRD PARTY IMPLEMENTATION (FCV) - FY16-23

* (Borrower Contracting data is drawn from STEP (Systematic Tracking Exchange in Procurement) and Direct Financing data from Grant Agreements for TF and/or IDA direct grant Recipients)

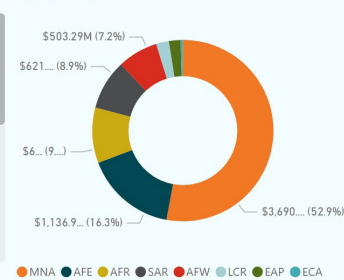
Aggregate by PROJECT FY



Aggregate by UN AGENCY/INGO



Aggregate by REGION



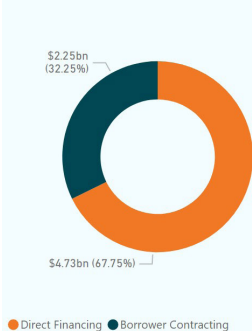
219 PROJECTS

428 CONTRACTS

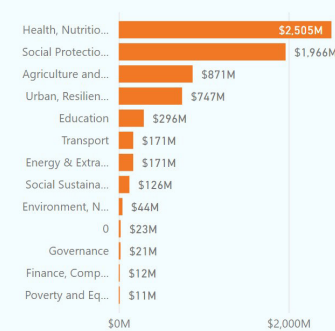
36 COUNTRIES

\$6.98bn CONTRACT AMOUNT

Aggregate by MODALITY



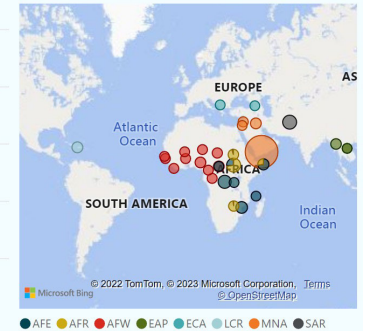
Aggregate by PRACTICE AREA



Aggregate by FINANCING



Heat Map COUNTRY and REGION



*combination of IDA, IBRD, TF and/or co-financing



THE WORLD BANK

IBRD • IDA | WORLD BANK GROUP