



International Comparison Program
for Asia and the Pacific 2017

Session I. Status of Implementation in Asia

4th ICP Inter-Agency Coordinating Group Meeting
Washington, DC
23-25 October 2017

Kaushal Joshi
Asian Development Bank

The views expressed in this document do not necessarily reflect the views and policies of the ADB or its Board of Governors of the government they represent.

Outline of Presentation

- 2017 ICP for Asia and the Pacific
- 2016 Updating of the PPPs in Asia and the Pacific
- Risks in Implementation of ICP

2017 ICP for Asia and the Pacific


2017 ICP Participating Economies

- **22 Economies confirmed participation thru the signed Letter of No Objection**

- Bangladesh
- Bhutan
- Brunei Darussalam
- Cambodia
- China, People's Rep. of
- Fiji
- Hong Kong, China
- India
- Indonesia
- Lao PDR
- Malaysia
- Maldives
- Mongolia
- Myanmar
- Nepal
- Pakistan
- Philippines
- Singapore
- Sri Lanka
- Taipei, China
- Thailand
- Viet Nam


- **A Framework of Partnership, that defines roles and responsibilities of ADB and the National Implementing Agencies, was instituted**

2017 ICP Operational Materials



2017 ICP for Asia and the Pacific Household Catalogue

- Reviewed the 2011 ICP, 2016 PPP Update and Global Core lists
- An initial list of 928 items were used for initial price collection
- Finalized in July 2017 with 934 items.





Price Collection at the Country Level: A Practical Guide (Sector Coverage: Household)

- Summarizes key concepts of ICP and PPPs
- Provides guidelines for field operations
- Forwarded to countries in May 2017

2017 ICP Operational Materials

Construction and Machinery & Equipment



- A list of 59 items (56 Global + 3 AP) for Construction and 196 items (all Global) for Machinery & Equipment
- Forwarded to countries for review in July 2017.
- October 2017 – regional workshop discussed and finalized M&E and CNS product lists and survey methods.
- Construction list agreed 58 items:
 - 39 items of materials (includes 2 from AP),
 - 10 items of rental equipment,
 - 8 items of labor.

2017 ICP Status of Implementation

- **Preparatory Activities**

June 2016						
Sunday	Monday	Tuesday	Wednesday	Thursday	Friday	Saturday
			1	2	3	4
5	6	7	8	9	10	11
12	Formal introduction of the 2017 ICP as a UNSC decision					
19						
26	27	28	29	30		

September 2016						
Sunday	Monday	Tuesday	Wednesday	Thursday	Friday	Saturday
				1	2	3
4	5	6	7	8	9	10
11	Discussion of Survey Design and Frameworks					
18						
25	26	27	28	29	30	

January 2017						
Sunday	Monday	Tuesday	Wednesday	Thursday	Friday	Saturday
1	2	3	4	5	6	7
8	Regional Advisory Board and Heads of National Implementing Agencies Inception Meetings					
15						
22						
29	30	31				

February 2017						
Sunday	Monday	Tuesday	Wednesday	Thursday	Friday	Saturday
			1	2	3	4
5	Regional Workshop to Discuss the HH list and Update Sampling Design					
12						
19						
26	27	28				

2017 ICP Status of Implementation

• In-Country Training

- Most countries conducted HH price survey training in March/April 2017.
- On the request of CSO Myanmar, ADB conducted a 'Training of Trainers' in April 2017.
- In May 2017, on request from NBS, PRC; ADB provided resource persons for in-country 'Training of Regional/Provincial Staff' in PRC.

March-April 2017						
Sunday	Monday	Tuesday	Wednesday	Thursday	Friday	Saturday
			1	2	3	4
5	6	7	8	9	10	11
12	Conduct of In-Country Training					
19	20	21	22	23	24	25
26	27	28	29	30	31	

2017 ICP Status of Implementation

• Price Collection Activities

April 2017						
Sunday	Monday	Tuesday	Wednesday	Thursday	Friday	Saturday
						1
2	3	4	5	6	7	8
9	Start of Household Price Collection					
16	17	18	19	20	21	22
23	24	25	26	27	28	29
30						

- Price collection for HH in progress in all 22 countries.
- In April 2017, 12 countries started HH price collection; another 6 in May 2017; and remaining 4 between June to August 2017.
- Delays were due to Population Census, Government Election, and/or preparations needed for pre-survey preparations.

2017 ICP Status of Implementation

• Price Collection Activities

July 2017							
Sunday	Monday	Tuesday	Wednesday	Thursday	Friday	Saturday	
				1	2	3	
4	Conduct of Regional Workshop to Assess the Progress and Finalize the HH List						
11							
18							
25	26	27	28	29	30		

- In July 2017, a regional validation workshop was conducted for the 2016 Updating of the PPPs.
- A session was devoted to assess the progress of implementation of the 2017 ICP activities.
- Based on feedback price collection HH item list was updated at **934 items**.

2017 ICP Status of Implementation

BH Code	Description	AP	AG	GL	for Regional PPPs	for Global Linking
1101	FOOD AND NON-ALCOHOLIC BEVERAGES	141	101	57	242	158
1102	ALCOHOLIC BEVERAGES, TOBACCO AND NARCOTICS	8	8	2	16	10
1103	CLOTHING AND FOOTWEAR	59	22	11	81	33
1104	HOUSING, WATER, ELECTRICITY, GAS AND OTHER FUELS	6	10	2	16	12
1105	FURNISHINGS, HOUSEHOLD EQUIPMENT AND ROUTINE HOUSEHOLD MAINTENANCE	78	34	14	112	48
1106	HEALTH	21	76	2	97	78
1107	TRANSPORT	41	29	16	70	45
1108	COMMUNICATION	10	21	2	31	23
1109	RECREATION AND CULTURE	30	30	22	60	52
1110	EDUCATION	0	7	0	7	7
1111	RESTAURANTS AND HOTELS	15	6	6	21	12
1112	MISCELLANEOUS GOODS AND SERVICES	33	7	7	40	14
Total		442	351	141	793	492

2017 ICP Status of Implementation

- **Price collection activities**

A calendar view for September and October 2017. The title is 'September - October 2017'. The days of the week are listed at the top: Sun, Mon, Tue, Wed, Thu, Fri, Sat. The dates 1 through 7 are shown in the first row. A dark blue box with white text 'Regional Technical Review Workshop' is overlaid on the dates 4, 5, 6, and 7. The dates 22, 23, 24, 25, 26, 27, and 28 are shown in the second row. The dates 29, 30, and 31 are shown in the third row. The date 31 is shaded grey.

- Regional technical workshop on **4-7 October 2017** discussed:
 - Data validation of HH prices,
 - Product lists of special surveys on Housing, M&E, and Construction.
- Countries submitted HH prices for April-July 2017 (unvalidated).
- Intra-country summary statistics of HH prices were discussed during the workshop.
- No inter-country diagnostics was discussed since data submissions are still unvalidated.

2017 ICP Data Collection

- **Price collection activities**



- Price collection for **household** items was scheduled for April 2017-March 2018
- Will be extended to cover 12-month cycle for countries that could not to start in April.
- Prices will be extrapolated for the reference year 2017.

2017 ICP Data and Final Results



2016 Updating of the PPPs in Asia and the Pacific

2016 PPP Updating

- **21 Economies confirmed participation thru a Letter of Confirmation**

- Bangladesh
- Bhutan
- Brunei
- Darussalam
- Cambodia
- Fiji
- Hong Kong,
- China
- India
- Indonesia
- Lao PDR
- Malaysia
- Maldives
- Mongolia
- Myanmar
- Nepal
- Pakistan
- Philippines
- Singapore
- Sri Lanka
- Taipei,China
- Thailand
- Viet Nam

- **However, Myanmar was not able to sustain price collection due to change in the ICP management.**

2016 PPP Updating

- **Price Data Collection**

- Most countries could not begin HH price collection as planned from Aug 2015, hence full year 2016 was targeted.
- Data collection in capital city for a reduced list of items.
- M&E and Construction surveys one time in capital cities.



2016 PPP Updating

- **Status of Implementation**

- ✓ Operational materials were circulated to economies as early as June 2015.
- ✓ Price collection for HH, M&E, Construction is completed.
- ✓ Last data validation workshop held 9-11 October 2017.

June-July 2017							
Sunday	Monday	Tuesday	Wednesday	Thursday	Friday	Saturday	
				1	2	3	
4	Conduct of Regional Workshop to Validate Prices for HH, M&E, CNS, and GDP estimates						
11							
18							
25							

October 2017							
Sunday	Monday	Tuesday	Wednesday	Thursday	Friday	Saturday	
1	2	3	4	5	6	7	
8	Conduct of Final Regional Data Validation Workshop						
15							
22							
29						30	31

2016 PPP Updating

- **Status of Implementation**

- ✓ Price data for hhd, M&E, CNS, Compensation to be finalized by December 2017.
- ✓ Next workshop in January 2018.
- ✓ Final report is targeted towards the end of the First Quarter.

2017

July 2017							August 2017							September 2017							
M	T	W	T	F	S	S	M	T	W	T	F	S	S	M	T	W	T	F	S	S	
					1	2															
3	4	5	6	7	8	9	7	8	9	10	11	12	13	4	5	6	7	8	9	10	
10	11	12	13	14	15	16	14	15	16	17	18	19	20	11	12	13	14	15	16	17	
17	18	19	20	21	22	23	21	22	23	24	25	26	27	18	19	20	21	22	23	24	
24	25	26	27	28	29	30	28	29	30	31				25	26	27	28	29	30		
31																					

October 2017							November 2017							December 2017							
M	T	W	T	F	S	S	M	T	W	T	F	S	S	M	T	W	T	F	S	S	
						1															
2	3	4	5	6	7	8	6	7	8	9	10	11	12	4	5	6	7	8	9	10	
9	10																				
16	17	18	19	20	21	22	20	21	22	23	24	25	26	16	17	18	19	20	21	22	
23	24	25	26	27	28	29	27	28	29	30				25	26	27	28	29	30	31	
30	31																				

2018

January 2018							February 2018							March 2018								
M	T	W	T	F	S	S	M	T	W	T	F	S	S	M	T	W	T	F	S	S		
1	2	3	4	5	6	7					1	2	3	4					1	2	3	4
8	9	10	11	12	13	14	5	6	7	8	9	10	11	5	6	7	8	9	10	11		
15	16	17	18	19	20	21	12	13	14	15	16	17	18	19	20	21	22	23	24	25		
22	23	24	25	26	27	28	19	20	21	22	23	24	25	19	20	21	22	23	24	25		
29	30	31					26	27	28					26	27	28	29	30	31			

April 2018							May 2018							June 2018								
M	T	W	T	F	S	S	M	T	W	T	F	S	S	M	T	W	T	F	S	S		
						1																
2	3	4	5	6	7	8	7	8	9	10	11	12	13	4	5	6	7	8	9	10		
9	10	11	12	13	14	15	14	15	16	17	18	19	20	11	12	13	14	15	16	17		
16	17	18	19	20	21	22	21	22	23	24	25	26	27	18	19	20	21	22	23	24		
23	24	25	26	27	28	29	28	29	30	31				25	26	27	28	29	30			
30																						

Risks in ICP implementation

Overall Regional Risk

- All countries were not able to begin household price collection in April 2017.
- This poses challenges in arriving at national average prices for reference year 2017.
- Risk of ICP ownership and sustainability due to human and financial constraints faced by countries.
- Other intervening national priorities such as Population Census and/or Household Income and Expenditure Surveys, may affect regularity, in small countries.
- Staff turnover in the implementation period.

Overall Regional Risk (2)

- ✓ *“Although <country> ICP team was properly set up, all ICP activities are allowed to proceed after regular working hours according to government disbursement regulations which consider ICP activities as additional tasks to <country> ICP members. Constrained by limit human resources and working hours, most of the activities are delayed and unable to deliver by the deadlines.”*
- ✓ *“Limited resources from ADB to hire price collectors in lieu of the regular staff in the field offices which are heavily loaded with the various surveys/activities of the <NSO>.”*

Funding and Sustainability of ICP

- **ADB**
 - ✓ For 2017 ICP ADB raised US\$1.0 million in November 2016 and additional US\$1.5 million in August 2017.
 - ✓ Enough to implement regional level activities: provide limited financial assistance to countries for price collection, regional workshops, and limited purchase of equipment.
- **NSO**
 - ✓ Some countries faced financial constraints and have downsized ICP HH survey.
 - ✓ Countries being encouraged to secure internal financial support in view of ICP being declared a permanent program.

ICP as a Permanent Program

Although participating economies recognize the importance of the ICP, practical challenges are faced by economies:

- **Institutional** - need to establish ICP as a part and parcel of regular work program of the National Statistics Offices.
- **Human** - NSOs need to allocate sufficient human resources for regular data collection and data validation.
- **Financial** - many developing countries face resource constraints for carrying out essential/regular statistical operations while demands for new data (including for the SDGs monitoring) are only multiplying.
- **Relevance** - of ICP at the country level – Although ADB has been advocating sub-national PPP work in the countries through regional and in-country training programs and technical assistance, awareness and finding policy relevance at the national level still need to be increased.



International Comparison Program
for Asia and the Pacific 2017

Thank you.