

# GovTech: Fundamentals and Key Concepts (Self-Paced)

## Course Login Instructions

New User

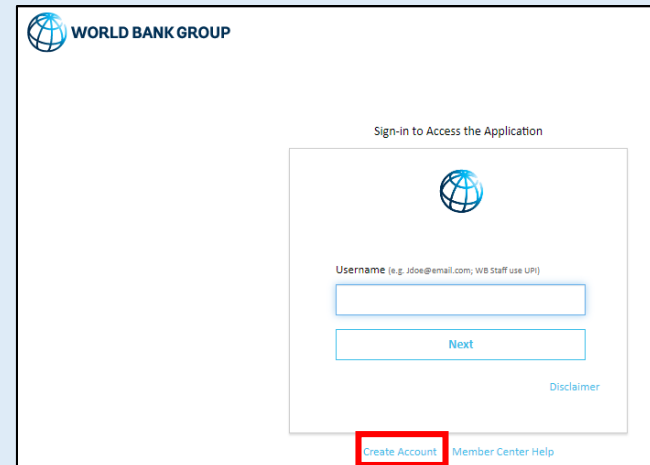
Existing User

## Step 1 – New User Sign-up and Login

### Steps to sign up as a new external user

To access the course, go to <https://olc.worldbank.org/> and click on the **Register now** button on top right.

- You will be redirected to the Sign-in form. If you are a new user, click on **Create Account** highlighted below.



- This will take you to the screen to create a new account.

## Step 2 – New User Sign-up and Login

### Steps to sign up as a new external user

- Enter your email address. Click the “**Send Verification code**” button. Access your personal email account, where you should have received an email with a code.
- Enter the verification code and click on ‘**Verify Code**’.

THE WORLD BANK  
WBG - USA

WHO WE ARE WHAT WE DO WHERE WE WORK UNDERSTANDING POVERTY WORK WITH US

Welcome to Member Portal

Information that you provide (including emails and passwords), will be stored in a secured World Bank Group directory which is hosted by a third party provider (Microsoft). By providing this information, you understand and consent to the collection, storage, processing and transfer of your information using this third party hosted directory.

**Access Conditions**  
You are signing up to one or more online applications operated by the World Bank Group for its official business. You have been granted the right to access these applications and the information contained in them to facilitate your official business with the World Bank Group. Misuse of your access rights may result in denial of further access, and, if you are a World Bank Group staff member, disciplinary measures. Your accounts and passwords are your responsibility. Do not share them with anyone.

**Create profile**

Email Address\*

Verification Code\*

Send verification code

New Password\*

Confirm New Password\*

First Name\*

THE WORLD BANK  
WBG - USA

WHO WE ARE WHAT WE DO WHERE WE WORK UNDERSTANDING POVERTY WORK WITH US

Welcome to Member Portal

Information that you provide (including emails and passwords), will be stored in a secured World Bank Group directory which is hosted by a third party provider (Microsoft). By providing this information, you understand and consent to the collection, storage, processing and transfer of your information using this third party hosted directory.

**Access Conditions**  
You are signing up to one or more online applications operated by the World Bank Group for its official business. You have been granted the right to access these applications and the information contained in them to facilitate your official business with the World Bank Group. Misuse of your access rights may result in denial of further access, and, if you are a World Bank Group staff member, disciplinary measures. Your accounts and passwords are your responsibility. Do not share them with anyone.

**Create profile**

Email Address\*

@gmail.com

Verification Code\*

Verify code Send new code

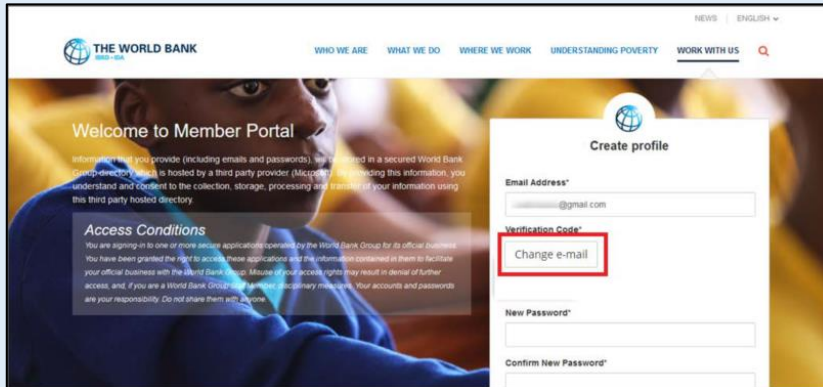
New Password\*

Confirm New Password\*

## Step 3 – New User Sign-up and Login

### Steps to sign up as a new external user

- Upon successful verification, this button will change to “**Change e-mail.**”  
Use this button only when you want to register using a different email.
- Once the code is validated, fill in the remaining fields, such as password, first name, last name, etc., and click on the **Create button.**



THE WORLD BANK

WHO WE ARE WHAT WE DO WHERE WE WORK UNDERSTANDING POVERTY WORK WITH US

Welcome to Member Portal

Information that you provide (including emails and passwords) is stored in a secured World Bank Group database. This information is hosted by a third party provider (Microsoft). By providing this information, you understand and consent to the collection, storage, processing and transfer of your information using this third party hosted directory.

**Access Conditions**

You are signing on to one or more online applications operated by the World Bank Group for its official business. You have been granted the right to access these applications and the information contained in them in furtherance of your official business with the World Bank Group. Misuse of your access rights may result in denial of further access, and, if you are a World Bank Group staff member, disciplinary measures. Your accounts and passwords are your responsibility. Do not share them with anyone.

**Create profile**

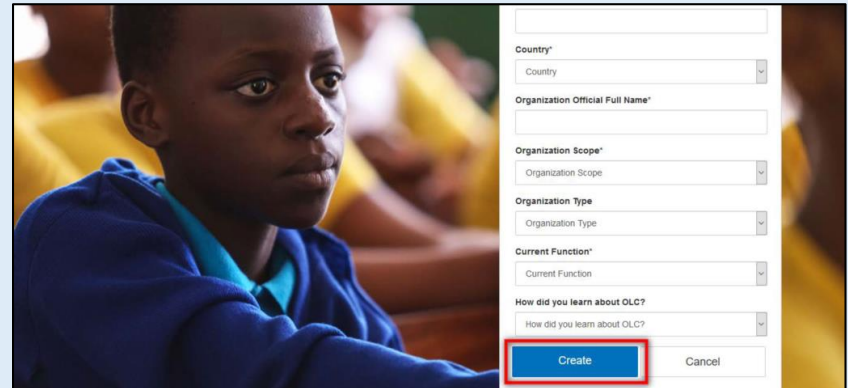
Email Address\*

Verification Code\*

**Change e-mail**

New Password\*

Confirm New Password\*



Country\*

Country

Organization Official Full Name\*

Organization Scope\*

Organization Type

Current Function\*

How did you learn about OLC?

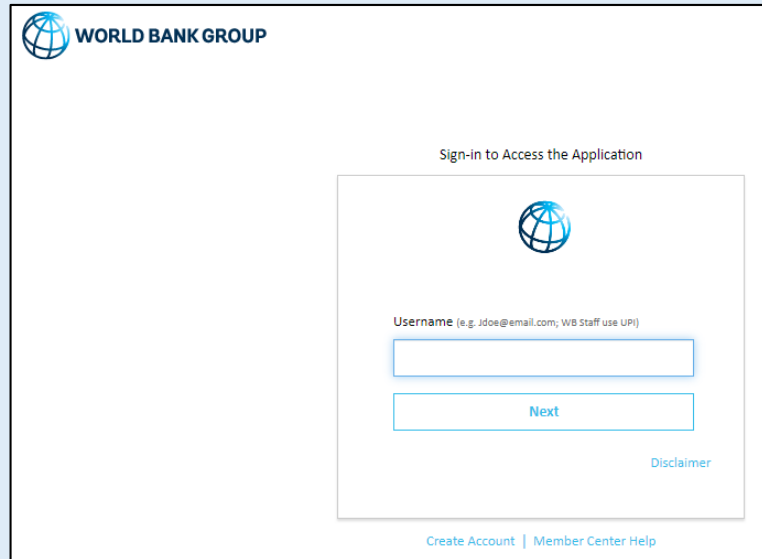
How did you learn about OLC?

**Create** Cancel

## Step 4 – New User Sign-up and Login

### Steps to sign up as a new external user

- Upon successful creation of the profile, the user will be redirected to the Login screen to enter his/her email address and click on the Next button.



After successful login, go to the course page [GOVTECH: FUNDAMENTALS AND KEY CONCEPTS](#)



## Step 5 – Course Details Page in Saba

- Click the **“ENROLL”** button on the OLC Course page. This will lead to the course landing page in SABA. Click on **“ENROLL”** button once again to register for the course.

**WORLD BANK GROUP**  
Open Learning Campus  
ACCELERATING SOLUTIONS THROUGH LEARNING

Help | Munira ▾

Search

OLC Home My OLC ▾ WBx Talks **WBa Academy** WbC Connect Calendar About OLC ▾ Partners Select a Topic ▾

**GovTech**  
Putting people first

Self-Paced eLearning  
**GovTech: Fundamentals and Key Concepts**  
★★★★★ (0) | 0 Discussions

**ENROLL NOW!**

The "GovTech: Fundamentals and Key Concepts" e-Learning course (GovTech 101) introduces the GovTech concepts, focus areas, solutions, and good practices to support digital transformation reforms of governments around the world. The GovTech 101 self-paced course consists of four modules: • The first module, "GovTech: The Latest Generation in Public Sector Reforms," presents the definition of GovTech, the evolution of digital government, and GovTech approaches, and introduces the GovTech focal areas in detail. • The second module, "GovTech Focal Areas: How They Work in Practice," explains the four GovTech focal areas in detail. • The third module, "GovTech Maturity Index," (GTMI) presents the objective, methodology, findings, and conclusions of the GTMI that measures the maturity of four GovTech focus areas. • Finally, the fourth module, "GovTech Solutions for Practitioners," describes different types of digital government investments, gives examples from GovTech solutions in the four focal areas, and describes GovTech challenges and opportunities.

Bookmark Heart Print Email Twitter TWEET Facebook SHARE LinkedIn SHARE +

https://wbgsabacloud.com/Saba/Web\_spf/NA1PRD0002/app/me/learningeventdetail/cours000000000020 67% ☆

**WORLD BANK GROUP**  
Open Learning Campus  
ACCELERATING SOLUTIONS THROUGH LEARNING

HOME ME PEOPLE GROUPS

Course  
GovTech: Fundamentals and Key Concepts  
Course ID: 0000056508

Not Registered

**ENROLL**

Course Overview

AVAILABLE CLASSES

OTHER INFORMATION

About This Course

The "GovTech: Fundamentals and Key Concepts" e-Learning course (GovTech 101) introduces the GovTech concepts, focus areas, solutions, and good practices to support digital transformation reforms of governments around the world. The GovTech 101 self-paced course consists of four modules: • The first module, "GovTech: The Latest Generation in Public Sector Reforms," presents the definition of GovTech, the evolution of digital government, and GovTech approaches, and introduces the GovTech Global Partnership. • The second module, "GovTech Focal Areas: How They Work in Practice," explains the four GovTech focal areas in detail. • The third module, "GovTech Maturity Index," (GTMI) presents the objective, methodology, findings, and conclusions of the GTMI that measures the maturity of four GovTech focus areas. • Finally, the fourth module, "GovTech Solutions for Practitioners," describes different types of digital government investments, gives examples from GovTech solutions in the four focal areas, and describes GovTech challenges and opportunities.

## Step 6 – Registration Confirmation

- You will now see the registration confirmation window, shown in screenshot below. Please **close** the registration confirmation and then you will reach the course homepage.

Registration confirmation

You have registered for:  
GovTech: Fundamentals and Key Concepts

Status: Registered

Cancellation policy

Contact: kumar TD

Order Number: 0002629363





## Step 7 – Launch the Course

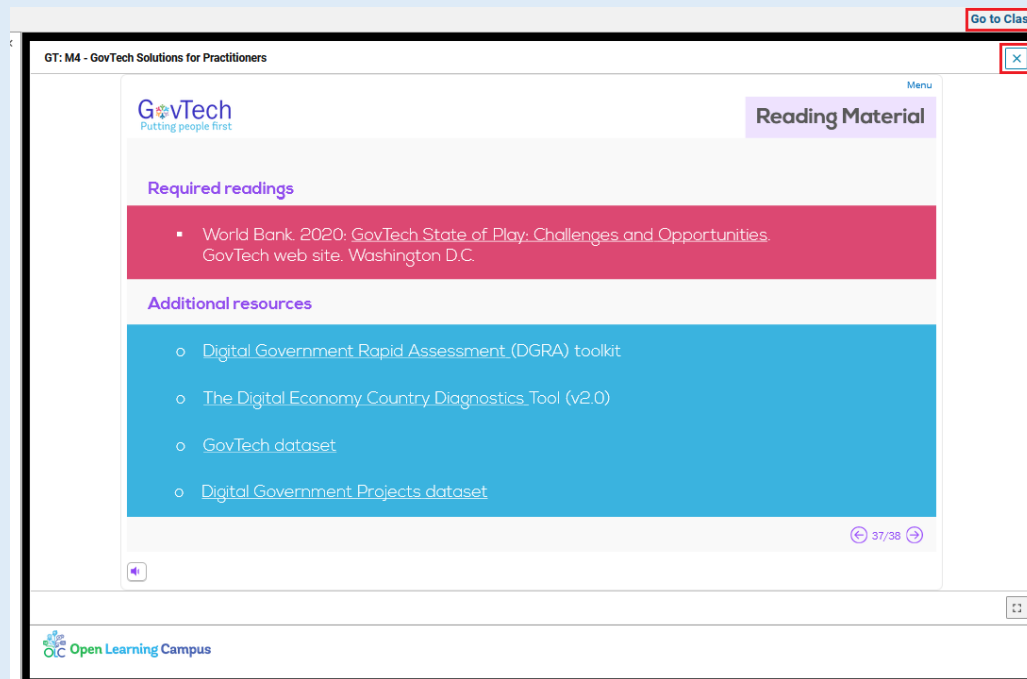
- You will then see the course landing page. Click on the respective module and you can choose to **“Launch”** the self-paced learning modules.
- You can also click on other elements on the course landing page to view the relevant details.





## Step 8 – Course Exit











- When you have reached the end of the module after completing the quiz (if it included) or viewing all slides of the module, click on the “**Close (X)** or **Go to class**” button on the top right.



## Step 9 – Launching from “Activities”













- You can also launch the self-paced modules from the “**Activities**” section below the course landing page.

### Activities


	GT: M1 - GovTech: The Latest Generation in Public Sector Reforms	Not evaluated	<a href="#">LAUNCH</a>
			
	GT: M2 - GovTech Focal Areas: How They Work in Practice	Not evaluated	<a href="#">LAUNCH</a>
			
	GT: M3 - GovTech Maturity Index: The State of Public Sector Digital Transformation	Not evaluated	<a href="#">LAUNCH</a>
			
	GT: M4 - GovTech Solutions for Practitioners	Not evaluated	<a href="#">LAUNCH</a>
			
	GT: Course evaluation	Not evaluated	<a href="#">VIEW</a> 

## Step 10 – Evaluation Link

- Every course will also include a “**Course Evaluation**” as the last activity of the course.
- Click on the “**VIEW**” button and it will lead to the course evaluation link, and then click on the link to get into the survey page.

Activities		
 GT: M1 - GovTech: The Latest Generation in Public Sector Reforms	Completed	<a href="#">LAUNCH</a> 
		
 GT: M2 - GovTech Focal Areas: How They Work in Practice	Completed	<a href="#">LAUNCH</a>
		
 GT: M3 - GovTech Maturity Index: The State of Public Sector Digital Transformation	Completed	<a href="#">LAUNCH</a>
		
 GT: M4 - GovTech Solutions for Practitioners	Completed	<a href="#">LAUNCH</a> 
		
 GT: Course evaluation	Not evaluated	<a href="#">VIEW</a> 

GT: Course evaluation


 GT: Course evaluation  
ID: 00009899  
Not evaluated

Launch URL  
<https://www.metricthatmatter.com/uri/u.aspx?836587360170821951>

Attachment(s)  
There is no attachment associated.

Evaluation Attachment(s)  
There is no attachment associated.

[MARK COMPLETE](#)



Post Event Evaluation - Self-Paced E-Learning

Learning event: GovTech: Fundamentals and Key Concepts

Date:

Please respond to this confidential questionnaire to help us improve our learning events/programs in the future. Your candid feedback is extremely valuable and highly appreciated.

Demographics

1. What is your gender?

☐ Male ☐ Female

2. In which country are you located?

3. Do you work for the United States Government?

☐ No ☐ Yes, in the Field ☐ Yes, at the Headquarters

4. Where do you work, if not for the United States?

☐ Government/industry/government sector  
☐ Media organization/journalist  
☐ University/Student  
☐ Non-profit organization  
☐ Private sector company  
☐ Local or other international organization  
☐ Self-employed/Other


5. What was your primary reason for participating in this learning event/program?

☐ To enhance my performance in my work  
☐ Other

## Step 11 – Course Completion

- After completing it close the tab and mark the activity as completed by clicking on the “**Mark Complete**”.

GT: Course evaluation



GT: Course evaluation

ID: 00009899

Not evaluated

Launch URL

<https://www.metricsthatmatter.com/url/u.aspx?83658736D170821951>

Attachment(s)

There is no attachment associated.

Evaluation Attachment(s)








There is no attachment associated.

MARK COMPLETE

## Step 12 – Course Completion

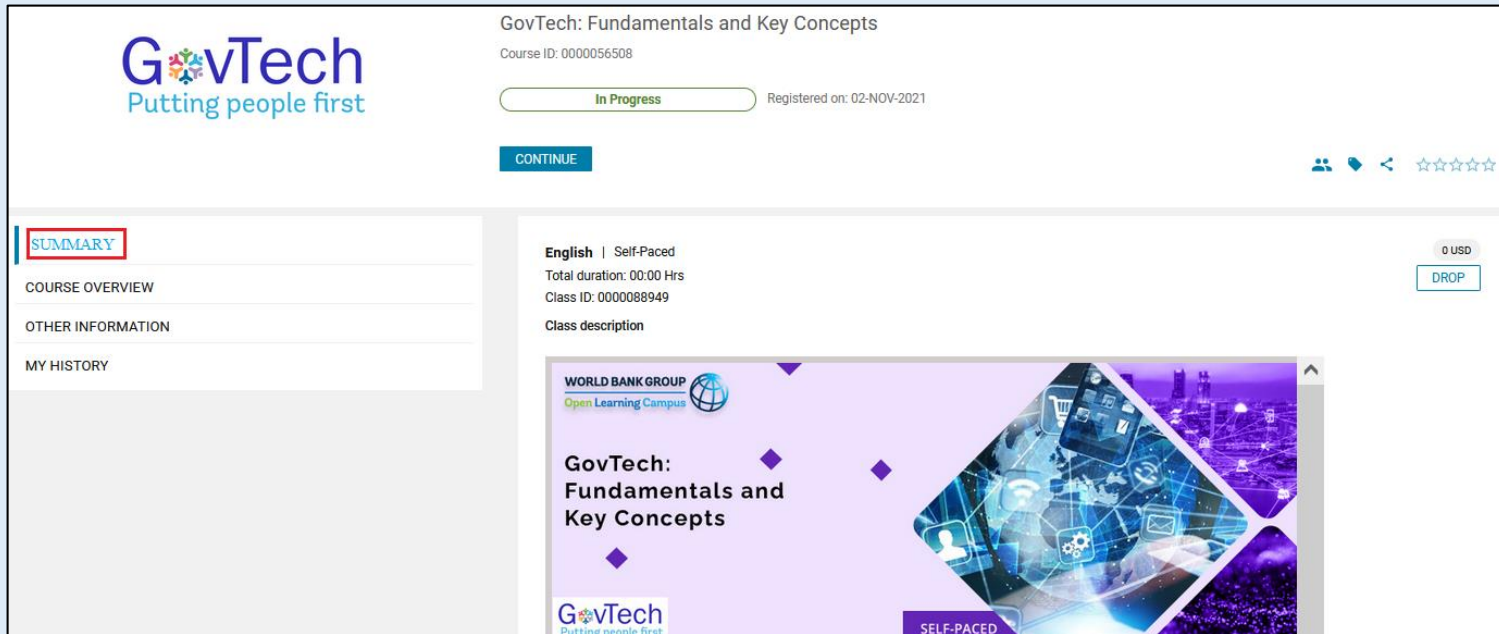
- After you have completed the course modules, you will see a “**Completed**” status against the course module. Similarly you will have to complete all module activities in the course to complete the course.

**Activities**

 GT: M1 - GovTech: The Latest Generation in Public Sector Reforms  	Completed	LAUNCH 
 GT: M2 - GovTech Focal Areas: How They Work in Practice  	Completed	LAUNCH
 GT: M3 - GovTech Maturity Index: The State of Public Sector Digital Transformation  	Completed	LAUNCH
 GT: M4 - GovTech Solutions for Practitioners  	Completed	LAUNCH 

## Step 13 – Course Completion

- After you have successfully completed all the activities of the course and the course has been marked complete, “**My Progress**” tab will be changed to “**Summary**” tab.

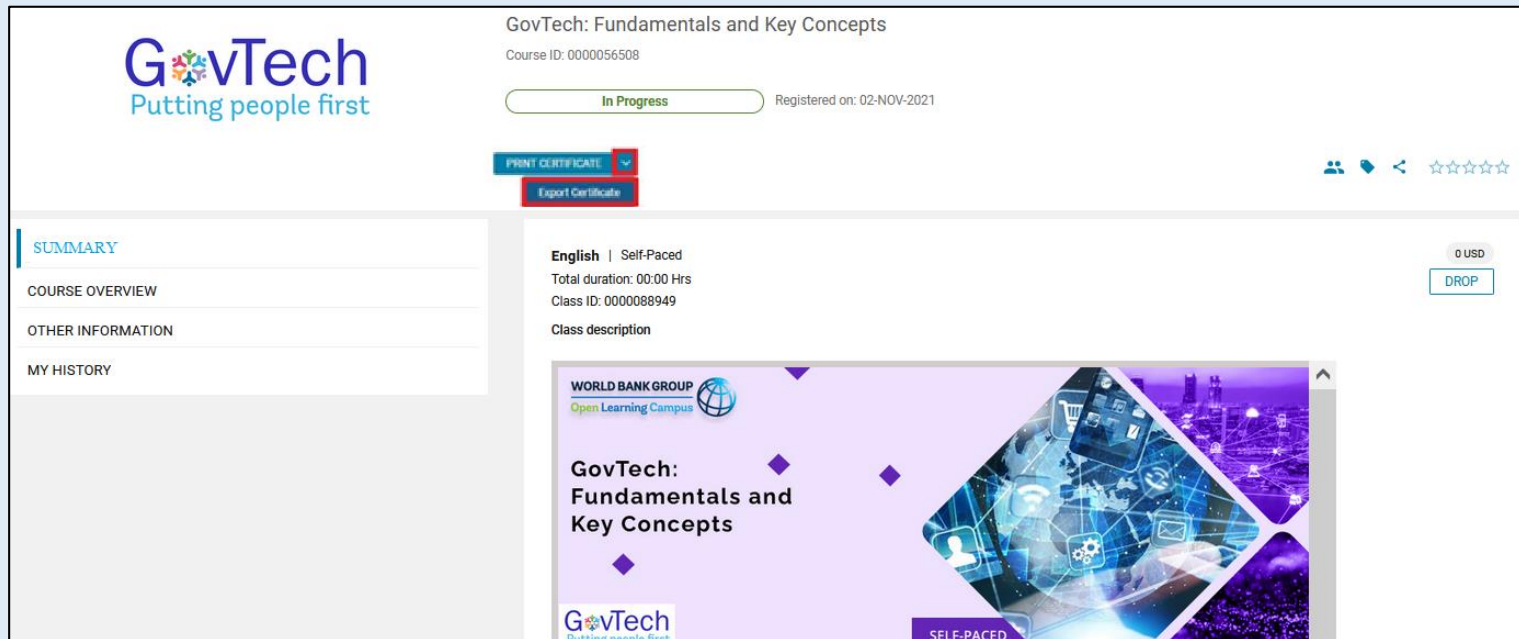


The screenshot displays the GovTech course completion interface. At the top left is the GovTech logo with the tagline "Putting people first". To the right, the course title "GovTech: Fundamentals and Key Concepts" and Course ID "0000056508" are shown. A green progress bar indicates the course is "In Progress", with a "CONTINUE" button below it. The registration date "Registered on: 02-NOV-2021" is also visible. On the left sidebar, the "SUMMARY" tab is highlighted with a red box, and other tabs include "COURSE OVERVIEW", "OTHER INFORMATION", and "MY HISTORY". The main content area shows course details: "English | Self-Paced", "Total duration: 00:00 Hrs", and "Class ID: 0000088949". A "Class description" section features a promotional banner for the "WORLD BANK GROUP Open Learning Campus" with the text "GovTech: Fundamentals and Key Concepts" and "SELF-PACED". A "DROPPED" button is present in the top right corner of the main content area.



## Step 14 – Print Certificate

- You will be able to export your certificate (PDF) by clicking on the “**Print certificate**” button and select “**Export Certificate**” from the menu, if you have met the completion criteria of the course after the course end date.



The screenshot displays the GovTech course interface. At the top left is the GovTech logo with the tagline "Putting people first". The course title "GovTech: Fundamentals and Key Concepts" and Course ID "0000056508" are shown. A progress bar indicates "In Progress" and the registration date is "02-NOV-2021". A dropdown menu for "PRINT CERTIFICATE" is open, showing the "Export Certificate" option. The left sidebar contains links for "SUMMARY", "COURSE OVERVIEW", "OTHER INFORMATION", and "MY HISTORY". The main content area shows course details: "English | Self-Paced", "Total duration: 00:00 Hrs", and "Class ID: 0000088949". A "Class description" section features a promotional image for the "WORLD BANK GROUP Open Learning Campus" GovTech course, labeled "SELF-PACED". A "DROP" button is visible in the top right corner.

## Step 15 – Certificate Download

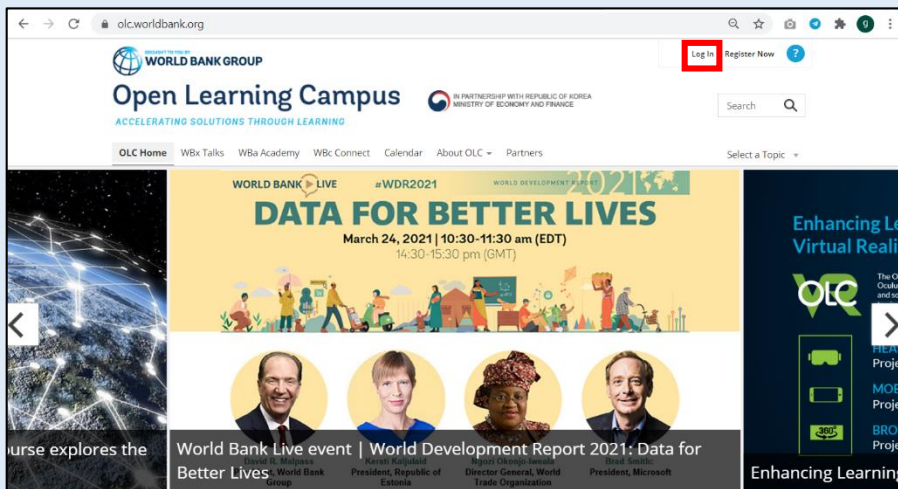
- Click “Export to PDF” button and download the Certificate and take print.




## Step 1 – Existing User Login

To access the course, click <https://olc.worldbank.org> and click on login.

In the login screen, enter your credentials (registered email address, password for external, UPI and Secure ID for Staff) Click on the Next Button.



Sign-in to Access the Application



Username (e.g. jdoe@email.com; WB Staff use UPI)

Next

Disclaimer

Create Account | Member Center Help

Once your credential is validated, click on this link to access the course [GOVTECH: FUNDAMENTALS AND KEY CONCEPTS](#)



## Step 2 – Course Details Page in Saba

- Click the **“ENROLL”** button on the OLC Course page. This will lead to the course landing page in SABA. Click on **“ENROLL”** button once again to register for the course.

**WORLD BANK GROUP**  
Open Learning Campus  
ACCELERATING SOLUTIONS THROUGH LEARNING

Help | Munira ▾

Search

OLC Home My OLC ▾ WBx Talks **WBa Academy** WbC Connect Calendar About OLC ▾ Partners Select a Topic ▾

**GovTech**  
Putting people first

Self-Paced eLearning  
**GovTech: Fundamentals and Key Concepts**  
★★★★★ (0) | 0 Discussions

**ENROLL NOW!**

The "GovTech: Fundamentals and Key Concepts" e-Learning course (GovTech 101) introduces the GovTech concepts, focus areas, solutions, and good practices to support digital transformation reforms of governments around the world. The GovTech 101 self-paced course consists of four modules: • The first module, "GovTech: The Latest Generation in Public Sector Reforms," presents the definition of GovTech, the evolution of digital government, and GovTech approaches, and introduces the GovTech focal areas in detail. • The second module, "GovTech Focal Areas: How They Work in Practice," explains the four GovTech focal areas in detail. • The third module, "GovTech Maturity Index," (GTMI) presents the objective, methodology, findings, and conclusions of the GTMI that measures the maturity of four GovTech focus areas. • Finally, the fourth module, "GovTech Solutions for Practitioners," describes different types of digital government investments, gives examples from GovTech solutions in the four focal areas, and describes GovTech challenges and opportunities.

Bookmark Heart Print Email Twitter TWEET Facebook SHARE LinkedIn SHARE +

https://wbgsabacloud.com/Saba/Web\_spf/NA1PRD0002/app/me/learningeventdetail/cours000000000020 67% ☆

**WORLD BANK GROUP**  
Open Learning Campus  
ACCELERATING SOLUTIONS THROUGH LEARNING

HOME ME PEOPLE GROUPS

Course  
GovTech: Fundamentals and Key Concepts  
Course ID: 0000056508

Not Registered

**ENROLL**

Course Overview

AVAILABLE CLASSES

OTHER INFORMATION

About This Course

The "GovTech: Fundamentals and Key Concepts" e-Learning course (GovTech 101) introduces the GovTech concepts, focus areas, solutions, and good practices to support digital transformation reforms of governments around the world. The GovTech 101 self-paced course consists of four modules:

- The first module, "GovTech: The Latest Generation in Public Sector Reforms," presents the definition of GovTech, the evolution of digital government, and GovTech approaches, and introduces the GovTech Global Partnership.
- The second module, "GovTech Focal Areas: How They Work in Practice," explains the four GovTech focal areas in detail.
- The third module, "GovTech Maturity Index," (GTMI) presents the objective, methodology, findings, and conclusions of the GTMI that measures the maturity of four GovTech focus areas.
- Finally, the fourth module, "GovTech Solutions for Practitioners," describes different types of digital government investments, gives examples from GovTech solutions in the four focal areas, and describes GovTech challenges and opportunities.

## Step 3 – Registration Confirmation

- You will now see the registration confirmation window, shown in screenshot below. Please **close** the registration confirmation and then you will reach the course homepage.

Registration confirmation

You have registered for:  
GovTech: Fundamentals and Key Concepts

Status: Registered

Cancellation policy

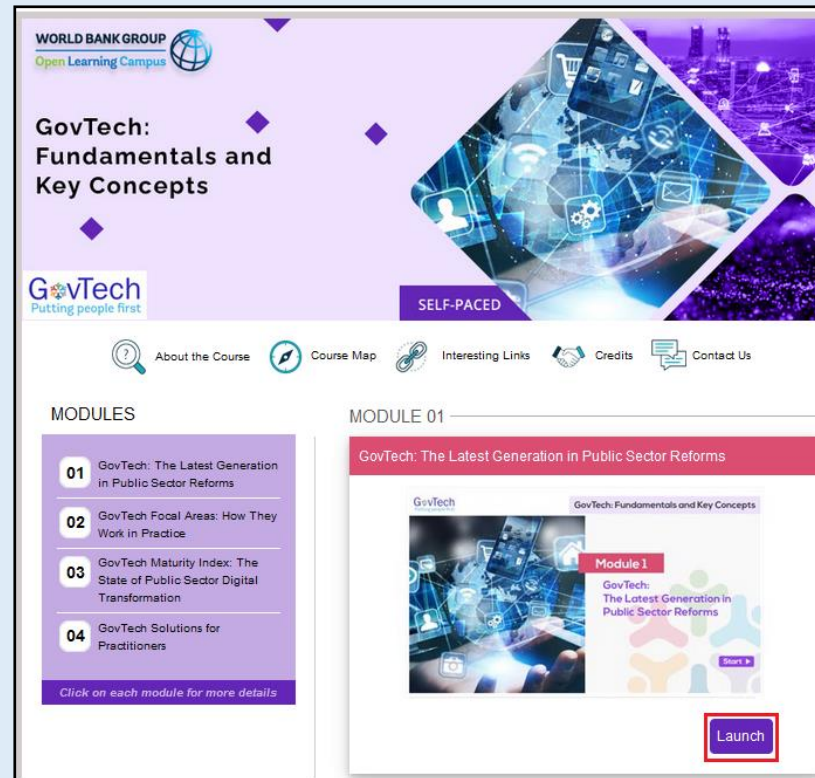
Contact: kumar TD

Order Number: 0002629363



## Step 4 – Launch the Course

- You will then see the course landing page. Click on the respective module and you can choose to “**Launch**” the self-paced learning modules.
- You can also click on other elements on the course landing page to view the relevant details.

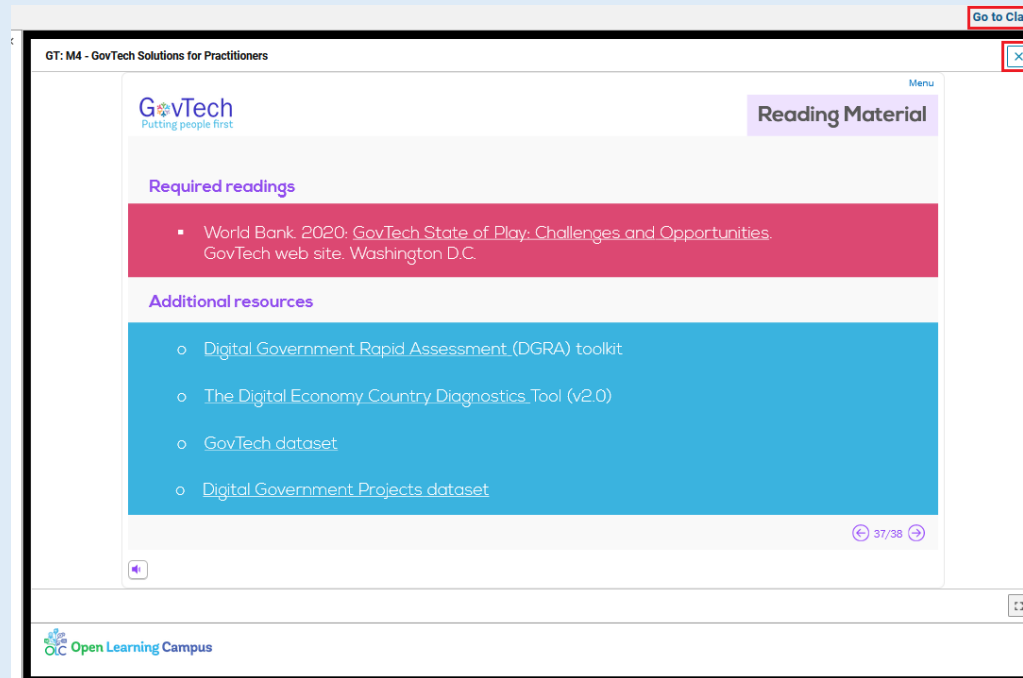






## Step 5 – Course Exit















- When you have reached the end of the module after completing the quiz (if it included) or viewing all slides of the module, click on the “**Close (X)** or **Go to class**” button on the top right.




## Step 6 – Launching from “Activities”













- You can also launch the self-paced modules from the “**Activities**” section below the course landing page.

**Activities**


 GT: M1 - GovTech: The Latest Generation in Public Sector Reforms	Not evaluated	 	<b>LAUNCH</b>
 GT: M2 - GovTech Focal Areas: How They Work in Practice	Not evaluated	 	LAUNCH
 GT: M3 - GovTech Maturity Index: The State of Public Sector Digital Transformation	Not evaluated	 	LAUNCH
 GT: M4 - GovTech Solutions for Practitioners	Not evaluated	 	LAUNCH
 GT: Course evaluation	Not evaluated		VIEW 

## Step 7 – Evaluation Link

- Every course will also include a “**Course Evaluation**” as the last activity of the course.
-  Click on the “**VIEW**” button and it will lead to the course evaluation link, and then click on the link to get into the survey page.

Activities		
 GT: M1 - GovTech: The Latest Generation in Public Sector Reforms	Completed	<a href="#">LAUNCH</a> 
		
 GT: M2 - GovTech Focal Areas: How They Work in Practice	Completed	<a href="#">LAUNCH</a>
		
 GT: M3 - GovTech Maturity Index: The State of Public Sector Digital Transformation	Completed	<a href="#">LAUNCH</a>
		
 GT: M4 - GovTech Solutions for Practitioners	Completed	<a href="#">LAUNCH</a> 
		
 GT: Course evaluation	Not evaluated	<a href="#">VIEW</a> 

GT: Course evaluation



GT: Course evaluation  
ID: 00009899  
Not evaluated

Launch URL

<https://www.metricthatmatter.com/uri/u.aspx?836587360170821951>


Attachment(s)

There is no attachment associated.

Evaluation Attachment(s)

There is no attachment associated.

MARK COMPLETE



### Post Event Evaluation - Self-Paced E-Learning

**Learning event:** GovTech: Fundamentals and Key Concepts

**Date:**

Please respond to this confidential questionnaire to help us improve our learning events/programs in the future. Your candid feedback is extremely valuable and highly appreciated.

Demographics

- What's your gender?

☐ Male
☐ Female
- In which country are you located?
- Do you work for the United States Government?

☐ Yes
☐ No, in the Field
☐ No, at the Headquarters
- Where do you work, if not for the United States?


☐ Government/industry/government sector
☐ Media organization/journalist
☐ University/Student
☐ Non-profit organization
☐ Private sector company
☐ Local or other international organization
☐ Self-employed/Other
- What was your primary reason for participating in this learning event/program?

☐ To enhance my performance in my work
☐ Other

## Step 8 – Course Completion

- After completing it close the tab and mark the activity as completed by clicking on the “**Mark Complete**”.

GT: Course evaluation



GT: Course evaluation

ID: 00009899

Not evaluated

Launch URL

<https://www.metricsthatmatter.com/url/u.aspx?83658736D170821951>

Attachment(s)

There is no attachment associated.







Evaluation Attachment(s)

There is no attachment associated.

MARK COMPLETE


## Step 9 – Course Completion

- After you have completed the course modules, you will see a “**Completed**” status against the course module. Similarly you will have to complete all module activities in the course to complete the course.

Activities		
 GT: M1 - GovTech: The Latest Generation in Public Sector Reforms  	Completed	LAUNCH 
 GT: M2 - GovTech Focal Areas: How They Work in Practice  	Completed	LAUNCH
 GT: M3 - GovTech Maturity Index: The State of Public Sector Digital Transformation  	Completed	LAUNCH
 GT: M4 - GovTech Solutions for Practitioners  	Completed	LAUNCH 

## Step 10 – Course Completion

- After you have successfully completed all the activities of the course and the course has been marked complete, “**My Progress**” tab will be changed to “**Summary**” tab.




The screenshot displays the GovTech course completion interface. At the top left is the GovTech logo with the tagline "Putting people first". To the right, the course title "GovTech: Fundamentals and Key Concepts" and Course ID "0000056508" are shown. A progress bar indicates the course is "In Progress", and the registration date is "02-NOV-2021". A blue "CONTINUE" button is visible. On the left sidebar, the "SUMMARY" tab is highlighted with a red box, with other options like "COURSE OVERVIEW", "OTHER INFORMATION", and "MY HISTORY". The main content area shows course details: "English | Self-Paced", "Total duration: 00:00 Hrs", and "Class ID: 0000088949". A "DROP" button is present next to a "0 USD" price tag. Below this is a "Class description" section featuring a promotional banner for the "WORLD BANK GROUP Open Learning Campus" GovTech course, labeled "SELF-PACED". The banner includes the GovTech logo and a graphic of a globe with various icons.



## Step 11 – Print Certificate

- You will be able to export your certificate (PDF) by clicking on the “**Print certificate**” button and select “**Export Certificate**” from the menu, if you have met the completion criteria of the course after the course end date.



The screenshot displays the GovTech course interface for 'GovTech: Fundamentals and Key Concepts'. The course ID is 0000056508, and it is currently 'In Progress', registered on 02-NOV-2021. The page features a sidebar with navigation links: SUMMARY, COURSE OVERVIEW, OTHER INFORMATION, and MY HISTORY. The main content area shows course details: English, Self-Paced, Total duration: 00:00 Hrs, and Class ID: 0000088949. A 'PRINT CERTIFICATE' button is visible, with a dropdown menu open showing the 'Export Certificate' option. The course description area includes a graphic with the text 'WORLD BANK GROUP Open Learning Campus GovTech: Fundamentals and Key Concepts' and a 'SELF-PACED' label.

## Step 12 – Certificate Download

- Click “Export to PDF” button and download the Certificate and take print.

