



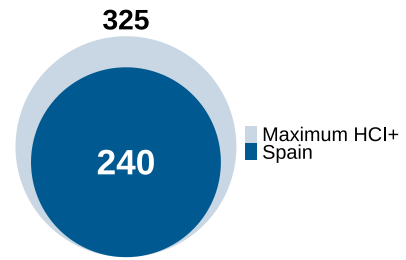
# SPAIN

Region: Europe & Central Asia  
Income Category: High Income

**Human capital - people’s knowledge, skills, and health - drives productivity and growth.** The Human Capital Index Plus (HCI+) measures the human capital a child born today can expect to accumulate over their working life, extending the original HCI by incorporating tertiary education and work experience. This brief summarizes **Spain’s** HCI+ score and its performance in building human capital.

## What is Spain’s HCI+ and what does it mean?

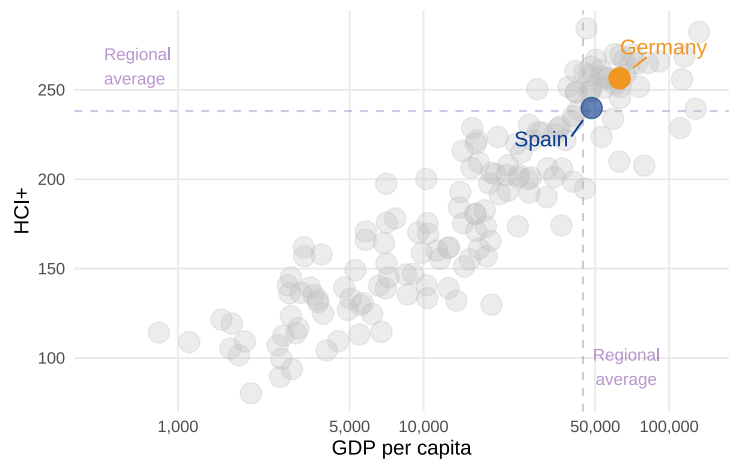
Spain’s HCI+ score is **240** (out of a maximum of **325**), reflecting its investments in **health, education, and employment**. A 10-point increase in the index would translate into approximately 10 percent higher future income. Closing the current gaps in these areas relative to high-performing countries with similar GDP per capita would boost future income by 36%.



## How does Spain’s HCI+ compare to other countries?

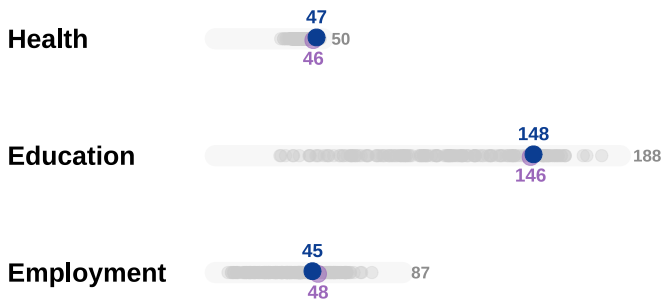
Spain’s HCI+ is equal to the average for the **Europe & Central Asia region (240)** and lower than the average for **high-income countries (254)**.

Spain’s HCI+ score is also **16 points lower than Germany’s**.



## What explains Spain’s HCI+?

The HCI+ has three components corresponding to health, education, and employment.



The HCI+ score for the **Health pillar is 47**, slightly higher than the **regional average of 46**.

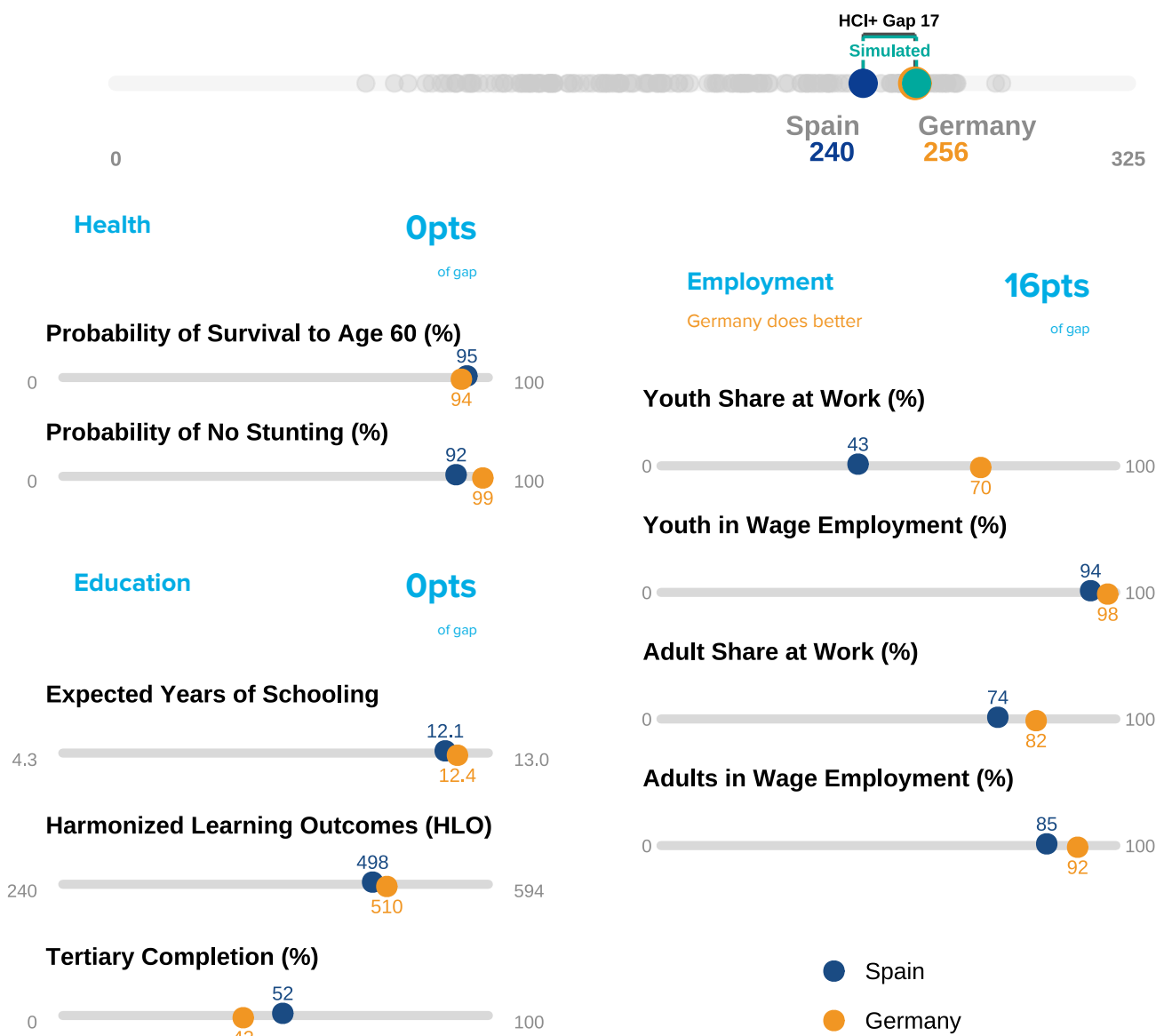
The HCI+ score for the **Education pillar is 148**, slightly higher than the **regional average of 146**.

The HCI+ score for the **Employment pillar is 45**, slightly lower than the **regional average of 48**.



### What indicators are responsible for Spain's HCI+ gap with Germany?

Spain's HCI+ score (240) is lower than Germany's (256). The indicators that account for the largest share of the HCI+ gap between Spain and Germany are **youth share at work, adult share at work, and Harmonized Learning Outcomes (HLO)**. Raising these indicators to Germany's levels would increase Spain's score to 257, boosting future income by approximately 16.9%.



### What is Spain's HCI+ gender gap?

The HCI+ score for **women in Spain is 237** compared to **241 for men**. The 4-point gap indicates that women's earning potential will be 4% lower than men's due to differences in the human capital acquired by men and women in Spain.



Note: All values are derived from internationally comparable public datasets.

