

## The Last Mile

Turning Public Policy Upside Down

Amarjeet Sinha

Innovations, Practice and the Future in Public Policy in India

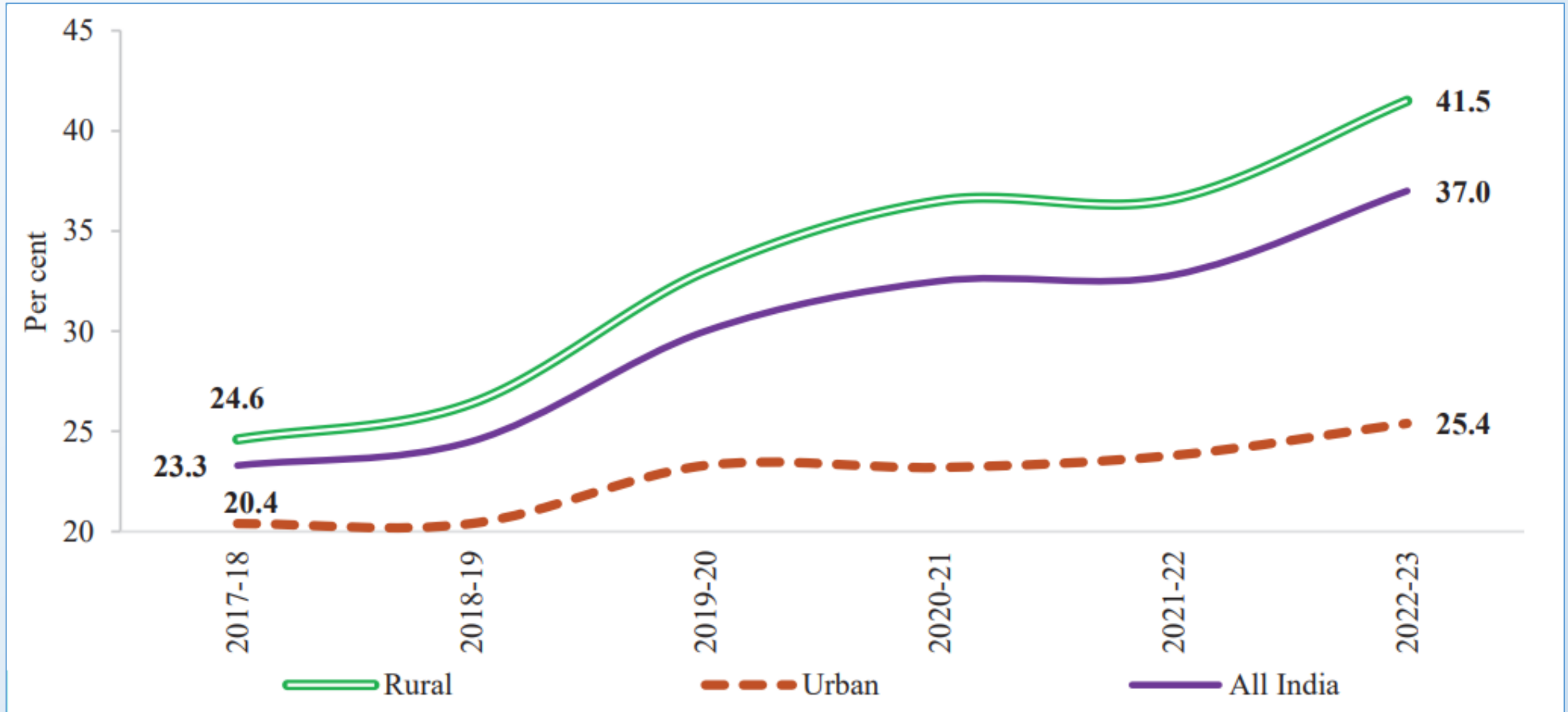


# Understanding Trends in Female labour Force Participation Rates in Rural India

**Amarjeet Sinha**

**6 December 2024**

# Rural India drive the rise in female LFPR



Source : PLFS Reports, NSO

Note : for usual status, 15 years and above

# AN INDIA FOR ALL



**SOCIAL CAPITAL OF WOMEN SHGs  
AND PARTNERSHIPS WITH PRIs**

# Female Labour Force Participation Rate 2021-22

<b>5 Best Performing States</b>		<b>5 Worst Performing State</b>	
<b>State</b>	<b>In %</b>	<b>State</b>	<b>In %</b>
<b>Himachal Pradesh</b>	66.1	<b>Bihar</b>	10.2
<b>Sikkim</b>	57.8	<b>Haryana</b>	19.1
<b>Chhattisgarh</b>	51.6	<b>Goa</b>	20.7
<b>Nagaland</b>	51.5	<b>Manipur</b>	23.4
<b>Meghalaya</b>	50.2	<b>Punjab</b>	24.0

# Progress Under SHG Bank Linkage 2023 - 24

## 5 Best Performing States

## 5 Worst Performing State

State	Achievement		State	Achievement	
	Total SHGs	Total Disbursement Amt. (In Cr. )		Total SHGs	Total Disbursement Amt. (In Cr. )
<b>Andhra Pradesh</b>	784343	64360.76	<b>Manipur</b>	1698	27.14
<b>Karnataka</b>	907736	25800.86	<b>Nagaland</b>	1131	32.62
<b>West Bengal</b>	829166	22108.89	<b>Sikkim</b>	1500	47.02
<b>Telangana</b>	287345	18503.84	<b>Arunachal Pradesh</b>	2043	55.98
<b>Tamil Nadu</b>	242392	15638.64	<b>Mizoram</b>	1902	58.85

# Participation of Women Under MGNREGS 2022 – 23

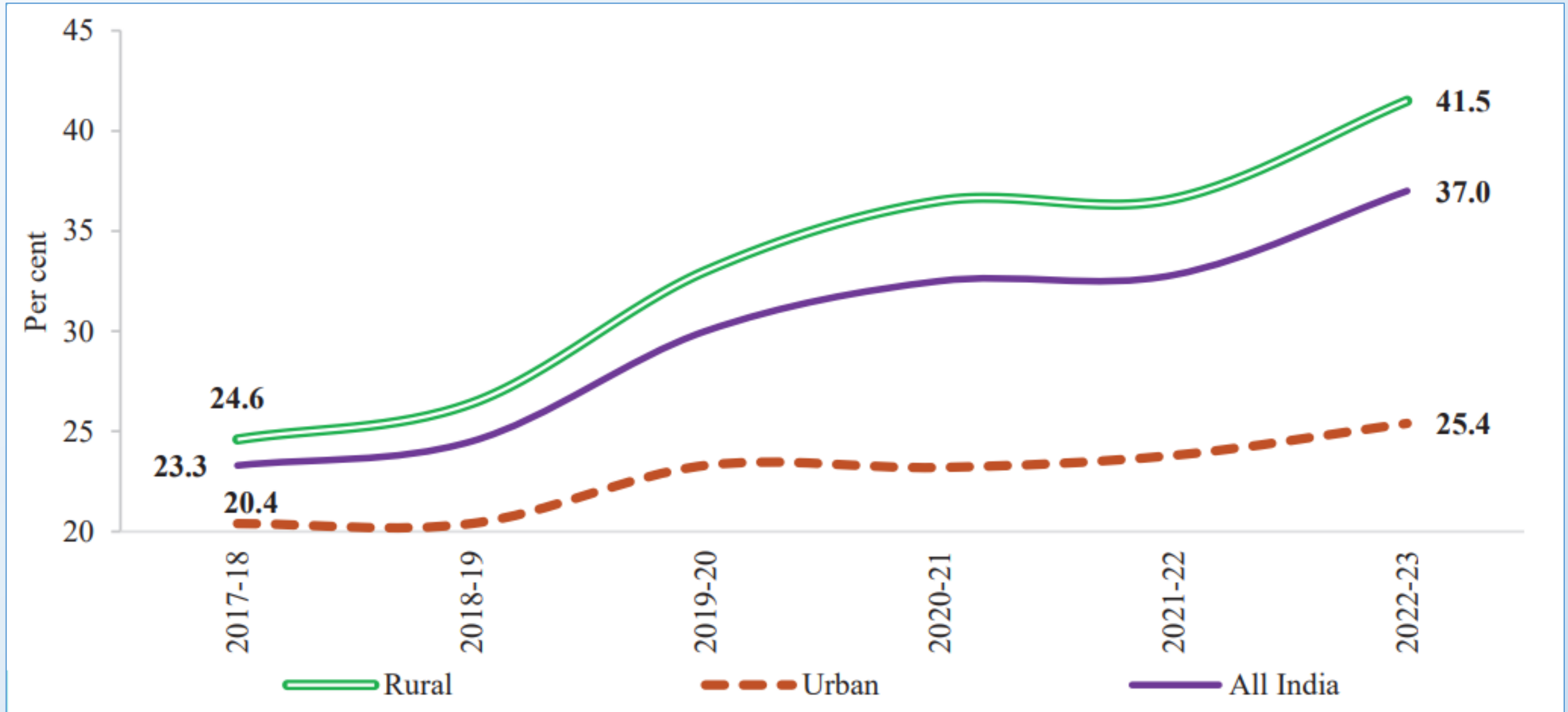
5 Best Performing States		5 Worst Performing State	
State	In %	State	In %
<b>Kerala</b>	89.82	<b>Jammu and Kashmir</b>	30.67
<b>Tamil Nadu</b>	86.41	<b>Uttar Pradesh</b>	37.75
<b>Goa</b>	78.4	<b>Madhya Pradesh</b>	41.77
<b>Rajasthan</b>	68.17	<b>Nagaland</b>	42.91
<b>Punjab</b>	66.55	<b>Maharashtra</b>	44.73

# Female Labour Force Participation Rate

Survey Period	Rural	Urban	Rural + Urban	
	Female	Female	Male	Female
2022-23	41.5	25.4	78.5	37.0
2021-22	36.6	23.8	77.2	32.8
2020-21	36.5	23.2	77.0	32.5
2019-20	33.0	23.3	76.8	30.0
2018-19	26.4	20.4	75.5	24.5
2017-18	24.6	20.4	75.8	23.3

Source : PLFS 2022 - 23

# Rural India drive the rise in female LFPR



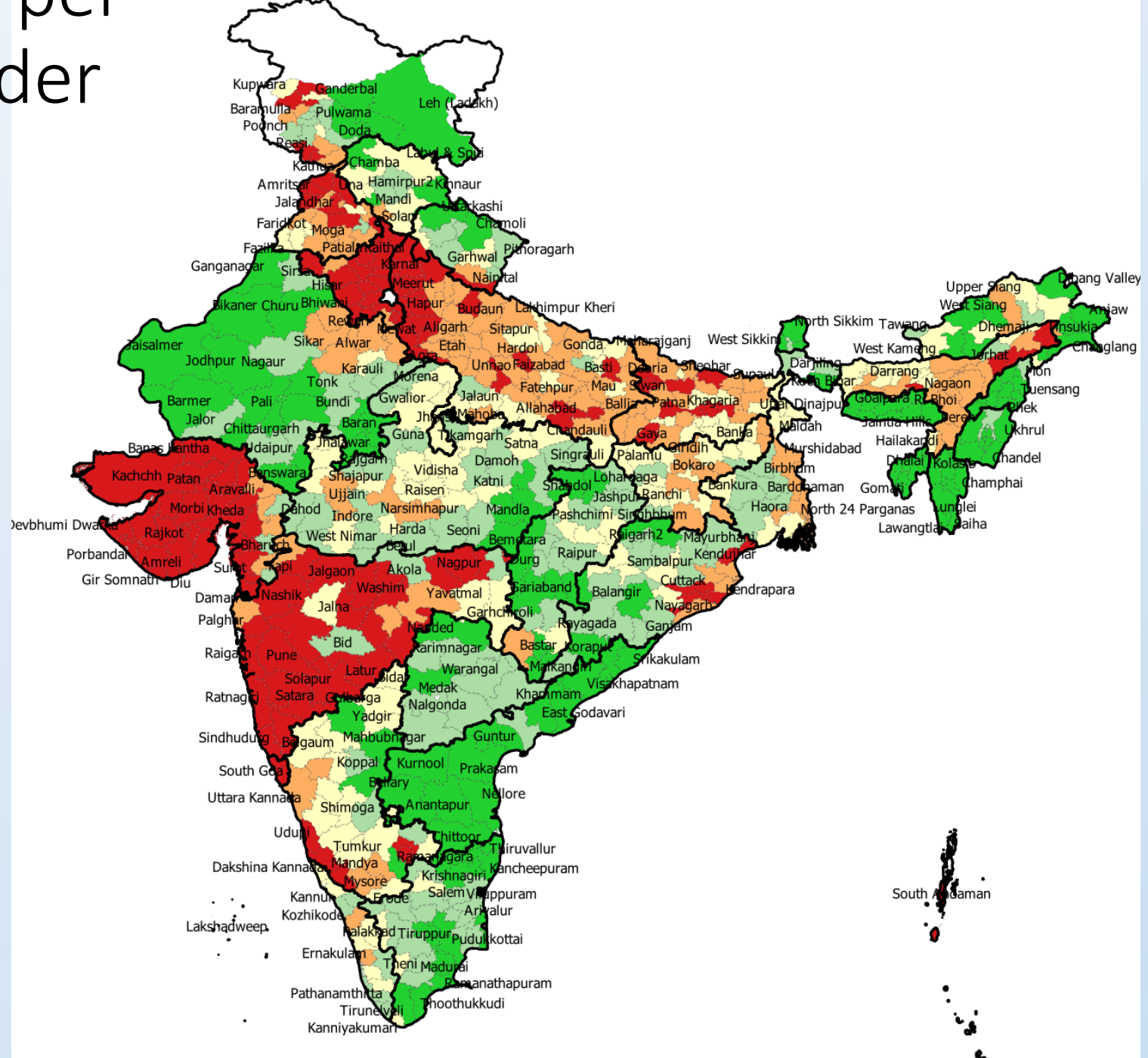
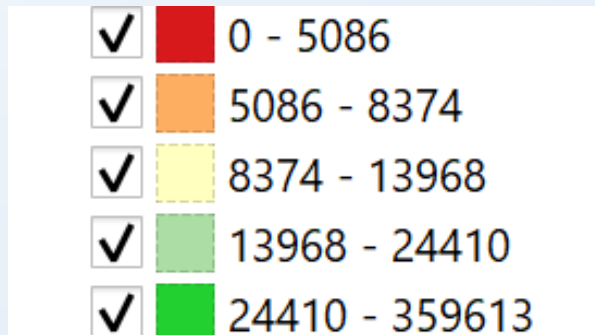
Source : PLFS Reports, NSO

Note : for usual status, 15 years and above



# Mandays generated per 1000 population under MGNREGA

Mandays generated per 1000 rural population between April 2019- Dec 2022



# Indian Women are Working More. Wages?

- MGNREGS – 57 percent women wage earners.
- 94 percent in Kerala, 88 percent in Tamil Nadu.
- Individual Beneficiary Schemes – 90 days' work in PMAY G home.
- Income enhancing individual schemes – wells, ponds, animal sheds.
- DAYNRLM – from 25 million women in 2014 to 100 million in 2024.
- Rs. 8.06 lakh crore as loan with NPA only 1.6 percent. **Incomes??**
- Five Lakh Community Resource Persons – community cadre.
- Community Investment Fund – payment for services rendered.
- Women farmers in Sustainable Agriculture initiatives.

# DAY-NRLM (2011 onwards) Rural Livelihood Mission at a Glance



**97 Million members,  
8 Million SHGs**



**Bank Linkage of Rs. 8.58  
Lakh Crore, 93959 BC  
Sakhis, 43998 Bank Sakhis**



**24,520 Custom Hiring  
Centres, 600 products on  
Amazon, 1080 products on  
GEM Portal**



**17.6 Million women  
farmers (MKSP + SRLM  
AAP)**



**2.08 lakh Enterprises  
under SVEP  
Over 3 lakh CRPs**



**2165 Vehicles run by  
women SHGs in difficult  
areas**

# 3 Important results DAY-NRLM – IRMA Study

