



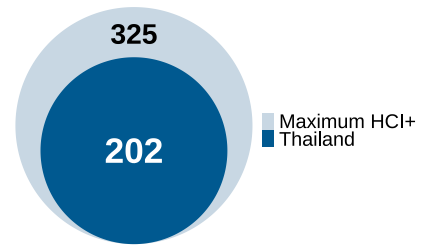
THAILAND

Region: East Asia & Pacific
Income Category: Upper-middle Income

Human capital - people’s knowledge, skills, and health - drives productivity and growth. The Human Capital Index Plus (HCI+) measures the human capital a child born today can expect to accumulate over their working life, extending the original HCI by incorporating tertiary education and work experience. This brief summarizes **Thailand’s** HCI+ score and its performance in building human capital.

What is Thailand’s HCI+ and what does it mean?

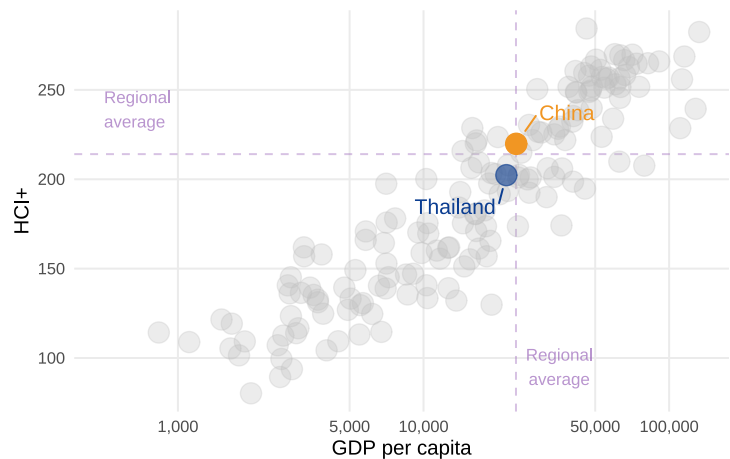
Thailand’s HCI+ score is **202** (out of a maximum of **325**), reflecting its investments in **health, education, and employment**. A 10-point increase in the index would translate into approximately 10 percent higher future income. Closing the current gaps in these areas relative to high-performing countries with similar GDP per capita would boost future income by 46%.



How does Thailand’s HCI+ compare to other countries?

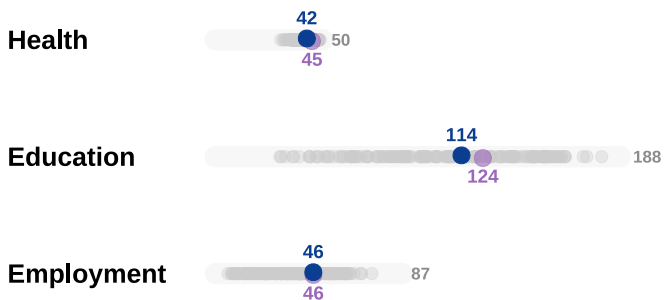
Thailand’s HCI+ is lower than the average for the **East Asia & Pacific region (215)** and lower than the average for **upper-middle-income countries (204)**.

Thailand’s HCI+ score is also **18 points lower than China’s**.



What explains Thailand’s HCI+?

The HCI+ has three components corresponding to health, education, and employment.



The HCI+ score for the **Health pillar is 42**, slightly lower than the **regional average of 45**.

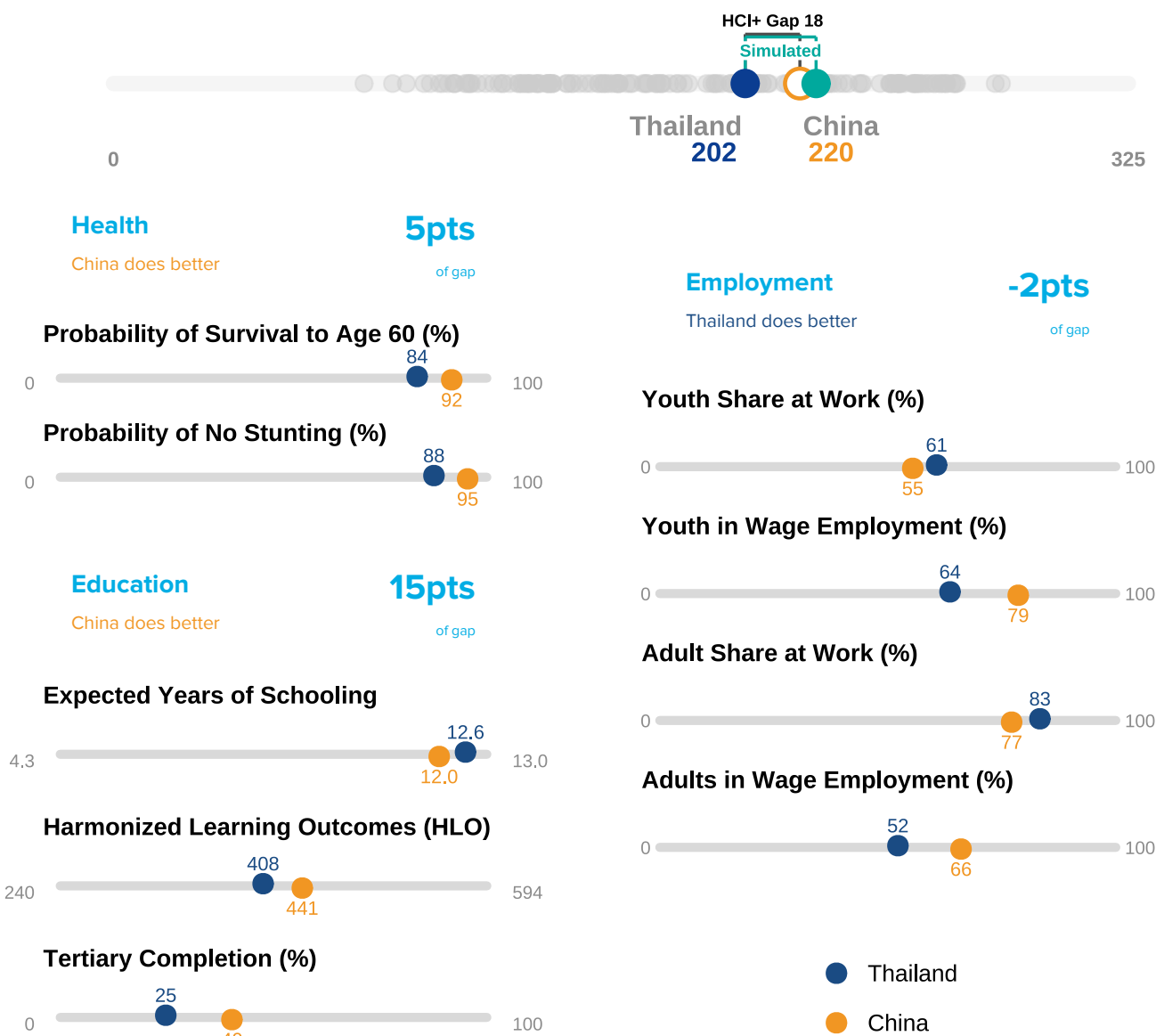
The HCI+ score for the **Education pillar is 114**, lower than the **regional average of 124**.

The HCI+ score for the **Employment pillar is 46**, about the same as the **regional average of 46**.



What indicators are responsible for Thailand's HCI+ gap with China?

Thailand's HCI+ score (202) is lower than China's (220). The indicators that account for the largest share of the HCI+ gap between Thailand and China are **tertiary completion, Harmonized Learning Outcomes (HLO), and probability of survival to age 60**. Raising these indicators to China's levels would increase Thailand's score to **225**, boosting future income by approximately 23.1%.



What is Thailand's HCI+ gender gap?

The HCI+ score for **women in Thailand is 206** compared to **198 for men**. The 8-point gap indicates that women's earning potential will be 8% higher than men's due to differences in the human capital acquired by men and women in Thailand.



Note: All values are derived from internationally comparable public datasets.

