



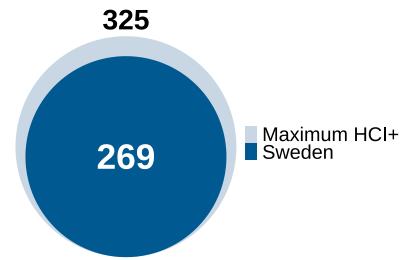
SWEDEN

Region: Europe & Central Asia
Income Category: High Income

Human capital - people’s knowledge, skills, and health - drives productivity and growth. The Human Capital Index Plus (HCI+) measures the human capital a child born today can expect to accumulate over their working life, extending the original HCI by incorporating tertiary education and work experience. This brief summarizes **Sweden’s** HCI+ score and its performance in building human capital.

What is Sweden’s HCI+ and what does it mean?

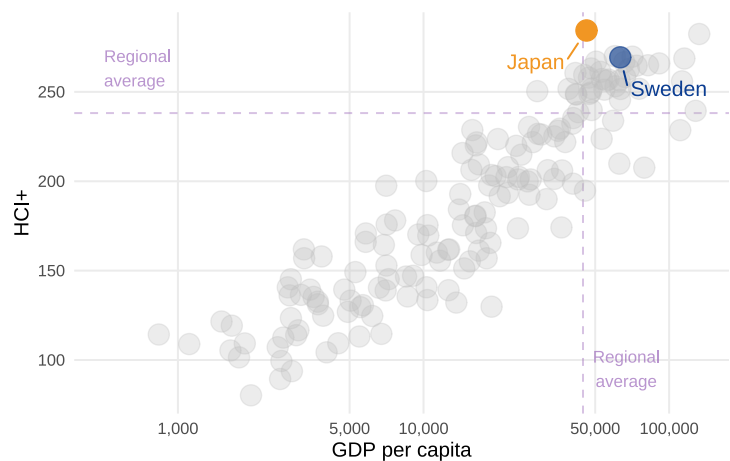
Sweden’s HCI+ score is **269** (out of a maximum of **325**), reflecting its investments in **health, education, and employment**. A 10-point increase in the index would translate into approximately 10 percent higher future income. Closing the current gaps in these areas relative to high-performing countries with similar GDP per capita would boost future income by 13%.



How does Sweden’s HCI+ compare to other countries?

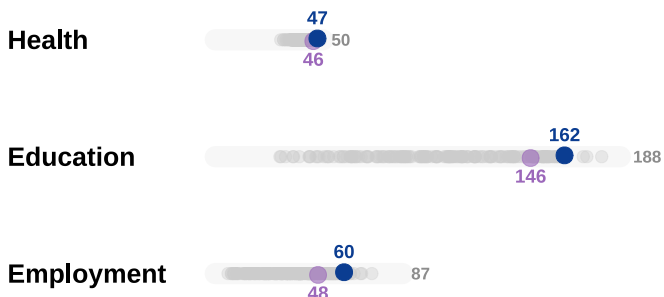
Sweden’s HCI+ is higher than the average for the **Europe & Central Asia region (240)** and higher than the average for **high-income countries (254)**.

Sweden’s HCI+ score is also **15 points lower than Japan’s**.



What explains Sweden’s HCI+?

The HCI+ has three components corresponding to health, education, and employment.



The HCI+ score for the **Health pillar is 47**, slightly higher than the **regional average of 46**.

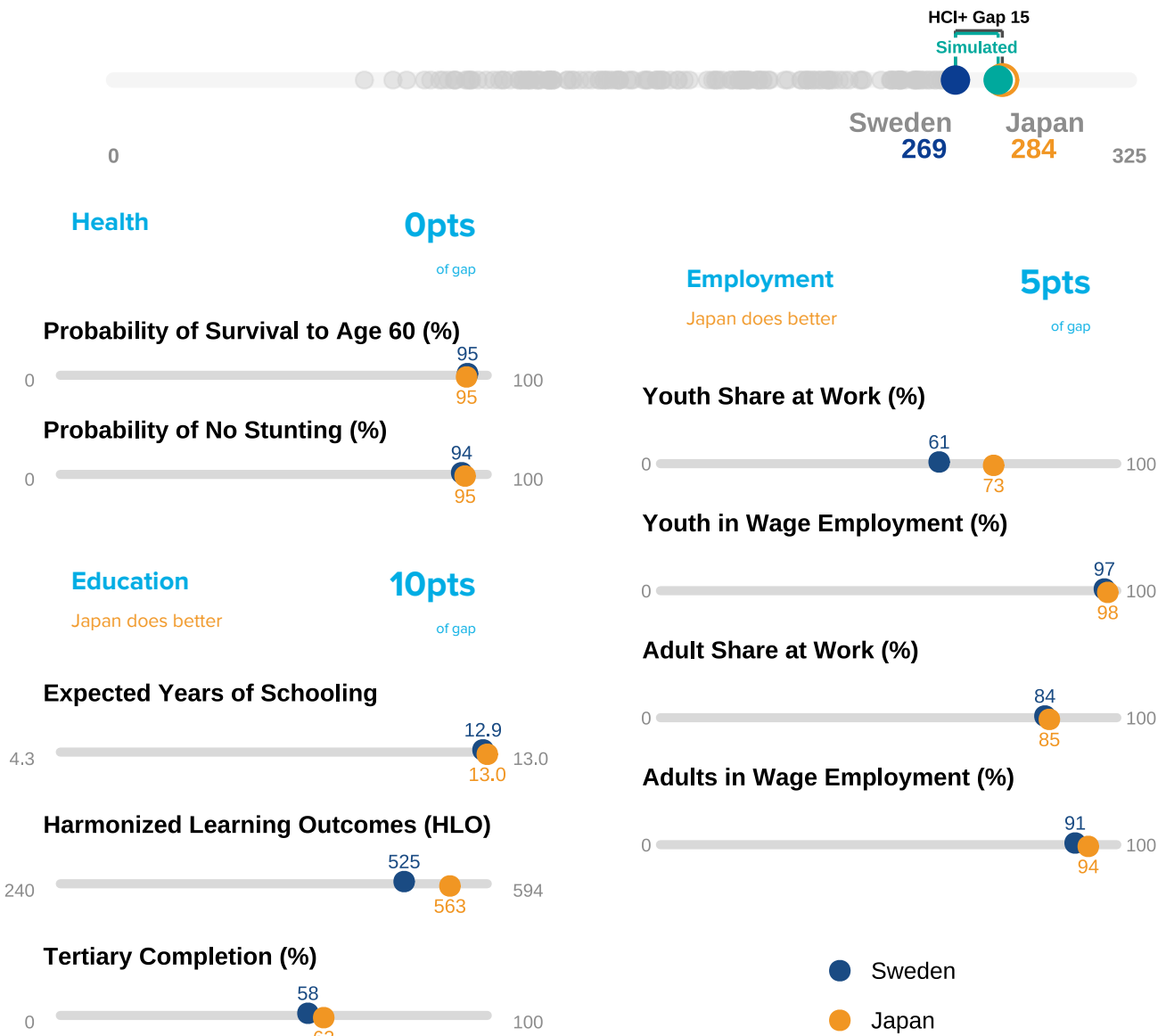
The HCI+ score for the **Education pillar is 162**, higher than the **regional average of 146**.

The HCI+ score for the **Employment pillar is 60**, higher than the **regional average of 48**.



What indicators are responsible for Sweden’s HCI+ gap with Japan?

Sweden’s HCI+ score (269) is lower than Japan’s (284). The indicators that account for the largest share of the HCI+ gap between Sweden and Japan are **Harmonized Learning Outcomes (HLO), youth share at work, and expected years of schooling**. Raising these indicators to Japan’s levels would increase Sweden’s score to **283**, boosting future income by approximately 13.6%.



What is Sweden’s HCI+ gender gap?

The HCI+ score for **women in Sweden is 268** compared to **271 for men**. The 3-point gap indicates that women’s earning potential will be 3% lower than men’s due to differences in the human capital acquired by men and women in Sweden.



Note: All values are derived from internationally comparable public datasets.

