

# The World Bank Group in China

## **Facts and Figures**

The World Bank Office, Beijing

July 2021

CONTENTS

INTRODUCTION..... i

SECTION I WORLD BANK-SUPPORTED PROJECTS IN CHINA ..... 1-1

World Bank-Supported Projects, by Fiscal Year..... 1-1

World Bank-Supported Projects, by Sector .....1-14

World Bank-Supported Projects, by Province .....1-26

World Bank-Supported Multi-Provincial and National-Level Projects..... 1-52

SECTION II WORLD BANK’S ADVISORY SERVICES AND ANALYTICS IN CHINA 2-1

SECTION III IFC IN CHINA ..... 3-1

SECTION IV MIGA OPERATIONS IN CHINA .....4-1

SECTION V GEF PROJECTS IN CHINA ..... 5-1

SECTION VI MONTREAL PROTOCOL PROJECTS IN CHINA ..... 6-1

# INTRODUCTION

The following report is a comprehensive survey of the World Bank Group operations in China since the People's Republic of China assumed its World Bank membership in 1980.

For over 40 years, China and the World Bank Group (WBG) have worked together in partnership to address China's evolving development challenges. The country's overall success with reform, growth and poverty reduction during this time is well known. While China deserves full credit for these positive developments, the WBG has played a supporting role in helping China to: introduce relevant international practices and experiences; make timely diagnostic studies of China's challenges and recommendations to address them; follow up with well-considered investment projects to test innovative ideas; and implement appropriate capacity building programs to turn some of the more successful elements into replicable models.

As of June 30, 2021, the World Bank's cumulative lending to China reached about US\$65.67 billion for a total of 438 development projects, while the International Finance Corporation (IFC) invested about US\$16.4 billion in more than 400 projects in the country.

China is now an Upper-Middle Income country and expected to reach high income in the coming five years. The WBG's Country Partnership Framework (CPF) for FY2020 to 2025, issued in December 2019, consequently charts an evolving WBG relationship with China with a decline in lending and a more selective engagement in line with the capital increase commitments agreed to by its shareholders in 2018.

The current CPF aims to help China address some of its remaining development challenges, notably the transition to more environmentally sustainable growth, strengthen key Chinese institutions engaged in economic and social development, and reduce inequality in lagging regions.

The CPF focuses on three areas of engagement:

- **Advancing market and fiscal reforms**, by improving the environment for competition and private sector development; and achieving more efficient and sustainable subnational fiscal management and infrastructure financing.
- **Promoting greener growth**, by reducing air, soil, water, and marine plastic pollution; strengthening sustainable natural resource management; promoting low-carbon transport and cities; and facilitating the transition to a lower carbon energy path.
- **Sharing the benefits of growth**, by increasing access to health and social services; and improving the quality of early childhood development.

As lending declines, the Bank would be positioned to support China with more reimbursable advisory services (RAS), technical assistance, and policy advice; and engagement by IFC in China's private sector, especially in investments in global public goods.

This survey is updated in July each year, while our website ([www.worldbank.org/china](http://www.worldbank.org/china)) provides detailed and up-to-date information about the World Bank's activities in China.

The World Bank Office, Beijing  
July 2021

## SECTION I. WORLD BANK-SUPPORTED PROJECTS IN CHINA

### World Bank-Supported Projects, by Fiscal Year

(As of June 30, 2021)

Proj ID	Project Name	Unit: US\$ million			Approval Date	Closing Date
		IBRD	IDA	Total		
1981						
P003410	University Development	100.00	100.00	200.00	06/23/81	06/30/86
Subtotal		100.00	100.00	200.00		
1982						
P003411	North China Plain Agriculture		60.00	60.00	06/15/82	12/31/87
Subtotal			60.00	60.00		
1983						
P003417	Three Ports	124.00		124.00	11/02/82	06/30/88
P003414	Agricultural Education & Research		75.40	75.40	11/02/82	03/31/89
P003413	Industrial Credit I	40.60	30.00	70.60	12/21/82	12/31/88
P003415	Petroleum I(Daqing)	162.40		162.40	01/25/83	06/30/90
P003416	Petroleum II(Zhongyuan-Wenliu)	100.80		100.80	03/29/83	12/31/90
P003412	State Farms I	35.30	45.00	80.30	04/19/83	03/31/89
Subtotal		483.10	150.40	613.50		
1984						
P003421	Polytechnic & TV University		85.00	85.00	09/13/83	06/30/92
P003427	Technical Cooperation		10.00	10.00	09/13/83	12/31/88
P003419	Rubber Development		100.00	100.00	11/29/83	12/31/90
P003425	Lubuge Hydroelectric	145.40		145.40	02/21/84	06/30/92
P003426	Railway I	220.00		220.00	03/27/84	12/31/90
P003418	Rural Credit I		50.00	50.00	04/24/84	06/30/89
P003424	Rural Health & Medical Education		85.00	85.00	05/08/84	12/31/91
P003423	Petroleum III(Karamay)	100.30		100.30	05/29/84	03/31/91
P003420	Industrial Credit II	105.00	70.00	175.00	06/05/84	06/30/90
P003422	Agricultural Education II	45.30	23.50	68.80	06/14/84	06/30/92
Subtotal		616.00	423.50	1039.50		
1985						
P003429	Agriculture Research II		25.00	25.00	09/11/84	06/30/92
P003435	Power II	117.00		117.00	02/19/85	06/30/92
P003431	University Development II		145.00	145.00	02/26/85	12/31/92
P003434	Changcun Coal Mining	126.00		126.00	03/14/85	12/31/93
P003428	Seeds		40.00	40.00	04/11/85	12/31/90
P003438	Rural Water Supply		80.00	80.00	04/11/85	12/31/91
P003447	Highway I	42.60	30.00	72.60	05/14/85	06/30/91
P003437	Railway II	235.00		235.00	05/14/85	06/30/94
P003433	Fertilizer Rehabilitation & Energy Saving	97.00		97.00	05/14/85	12/31/90
P003430	Forestry Development		47.30	47.30	06/11/85	12/31/91
P003441	Pishihang-Chaohu Area Development	17.00	75.00	92.00	06/11/85	06/30/92
P003487	Weiyuan Gas Technical Assistance	25.00		25.00	06/11/85	06/30/92
Subtotal		659.60	442.30	1101.90		
1986						
P003439	Rural Credit II		90.00	90.00	12/17/85	12/31/91
P003499	Industrial Credit III	75.00	25.00	100.00	03/04/86	06/30/91
P003496	Technical Cooperation Credit II		20.00	20.00	03/04/86	06/30/94
P003443	Provincial Universities		120.00	120.00	03/25/86	12/31/92



## World Bank-Supported Projects, by Fiscal Year

(As of June 30, 2021)

Proj ID	Project Name	Unit: US\$ million			Approval Date	Closing Date
		IBRD	IDA	Total		
P003459	Railway III	160.00	70.00	230.00	04/15/86	06/30/95
P003458	Tianjin Port	130.00		130.00	05/06/86	10/31/94
P003440	Aquaculture Project		60.00	60.00	05/06/86	06/30/92
P003457	Beilungang Thermal Power	225.00		225.00	05/29/86	06/30/94
P003470	Yantan Hydroelectric	52.00		52.00	05/29/86	06/30/94
P003498	Liaodong Bay Petroleum Appraisal & Technical Assistance	30.00		30.00	05/29/86	12/31/89
P003446	Rural Health and Preventive Medicine	15.00	65.00	80.00	06/19/86	06/30/96
<b>Subtotal</b>		<b>687.00</b>	<b>450.00</b>	<b>1137.00</b>		
<b>1987</b>						
P003488	Red Soils		40.00	40.00	09/09/86	06/30/92
P003484	Shuikou Hydroelectric	140.00		140.00	01/06/87	06/30/93
P003442	Industrial Credit IV	250.00	50.00	300.00	03/03/87	06/30/93
P003445	Shanghai Machine Tool	100.00		100.00	03/03/87	12/31/93
P003490	Xinjiang Agricultural Development		70.00	70.00	03/03/87	12/31/94
P003449	Shanghai Sewerage	45.00	100.00	145.00	04/14/87	12/31/95
P003448	Beijing-Tianjin-Tanggu Expressway	25.00	125.00	150.00	05/12/87	12/31/95
P003489	Gansu Provincial Development	20.00	150.50	170.50	05/12/87	06/30/96
P003469	Fertilizer Rationalization	97.40		97.40	06/16/87	06/30/94
P003497	Wujing Thermal Power	190.00		190.00	06/23/87	06/30/95
P003521	Planning Support & Special Study		20.70	20.70	06/30/87	12/31/94
<b>Subtotal</b>		<b>867.40</b>	<b>556.20</b>	<b>1423.60</b>		
<b>1988</b>						
P003494	Huangpu Port	63.00	25.00	88.00	10/06/87	12/31/94
P003461	Rural Credit III		170.00	170.00	01/26/88	06/30/94
P003491	Dalian Port	71.00	25.00	96.00	02/09/88	12/31/93
P003474	Northern Irrigation		103.00	103.00	03/22/88	12/31/97
P003525	Coastal Lands Development	40.00	60.00	100.00	03/29/88	06/30/94
P003465	Teacher Training		50.00	50.00	05/24/88	12/31/93
P003517	Pharmaceuticals	127.00		127.00	05/24/88	12/31/94
P003524	Sichuan Highway	75.00	50.00	125.00	06/09/88	12/31/96
P003530	Shaanxi Highway	50.00		50.00	06/09/88	12/31/94
P003550	Daxing An Ling Forestry		56.90	56.90	06/09/88	03/31/94
P003553	Beilungang II	165.00		165.00	06/14/88	06/30/95
P003456	Phosphate Development	62.70		62.70	06/15/88	12/31/95
P003514	Rural Sector Adjustment Loan	200.00	100.00	300.00	06/23/88	07/31/90
P003472	Railway IV	200.00		200.00	06/23/88	06/30/98
<b>Subtotal</b>		<b>1053.70</b>	<b>639.90</b>	<b>1693.60</b>		
<b>1989</b>						
P003542	Ningbo and Shanghai Ports	76.40		76.40	12/13/88	12/31/95
P003515	Xiamen Port	36.00		36.00	12/13/88	03/31/95
P003485	Jiangxi Provincial Highway		61.00	61.00	02/07/89	12/31/95
P003464	Tianjin Light Industry	154.00		154.00	02/21/89	06/30/97
P003551	Shaanxi Agricultural Development		106.00	106.00	03/28/89	06/30/97
P003477	Textbook Development		57.00	57.00	04/18/89	06/30/95
P003483	Integrated Regional Health Development		52.00	52.00	05/02/89	12/31/97
P003543	Inner Mongolia Railway	70.00	80.00	150.00	05/12/89	12/31/96

## World Bank-Supported Projects, by Fiscal Year

(As of June 30, 2021)

Proj ID	Project Name	Unit: US\$ million			Approval Date	Closing Date
		IBRD	IDA	Total		
P003552	Shandong Agricultural Development		109.00	109.00	05/16/89	12/31/94
P003575	Hubei Phosphate	137.00		137.00	05/23/89	03/31/97
P003523	Shandong Provincial Highway	60.00	50.00	110.00	05/25/89	06/30/97
P003510	Industrial Credit V	300.00		300.00	05/30/89	12/31/94
<b>Subtotal</b>		<b>833.40</b>	<b>515.00</b>	<b>1348.40</b>		
<b>1990</b>						
P003621	North China Earthquake Reconstruction		30.00	30.00	02/08/90	12/31/92
P003513	Jiangxi Agriculture Development		60.00	60.00	02/27/90	12/31/95
P003452	Vocational and Technological Education		50.00	50.00	03/27/90	12/31/96
P003463	National Afforestation		300.00	300.00	05/29/90	12/31/97
P003558	Hebei Agricultural Development		150.00	150.00	06/14/90	06/30/98
<b>Subtotal</b>			<b>590.00</b>	<b>590.00</b>		
<b>1991</b>						
P003541	Mid-Yangtze Agricultural Development		64.00	64.00	08/09/90	12/31/96
P003554	Rural Credit IV	75.00	200.00	275.00	10/30/90	12/31/96
P003529	Rural Industrial Technology(Spark)	50.00	64.30	114.30	12/04/90	09/30/97
P003520	Medium Sized Cities Development	79.40	89.00	168.40	01/08/91	06/30/97
P003511	Shanghai Industrial Development	150.00		150.00	01/29/91	06/30/96
P003478	Key Studies Development		131.20	131.20	02/26/91	12/31/98
P003460	Liaoning Urban Infrastructure		77.80	77.80	03/21/91	03/31/97
P003572	Jiangsu Province Transport	100.00	53.60	153.60	04/09/91	06/30/96
P003560	Henan Agriculture Development		110.00	110.00	05/14/91	12/31/98
P003582	Irrigated Agriculture Intensification	147.10	187.90	335.00	06/04/91	03/31/98
<b>Subtotal</b>		<b>601.50</b>	<b>977.80</b>	<b>1579.30</b>		
<b>1992</b>						
P003506	Ertan Hydroelectric	380.00		380.00	07/02/91	12/31/96
P003556	Tarim Basin		125.00	125.00	08/29/91	12/31/97
P003565	Shanghai Metropolitan Transport		60.00	60.00	09/10/91	06/30/99
P003486	Railway V	330.00		330.00	09/24/91	12/31/98
P003492	Daguangba Multipurpose	30.00	37.00	67.00	10/31/91	12/31/98
P003555	Guangdong Agricultural Development		162.00	162.00	11/05/91	12/31/98
P003564	Beijing Environment	45.00	80.00	125.00	11/19/91	06/30/99
P003624	Infectious & Endemic Disease Control		129.60	129.60	12/12/91	06/30/02
P003505	Yanshi Thermal Power	180.00		180.00	01/14/92	12/31/97
P003587	Rural Water Supply and Sanitation		110.00	110.00	02/11/92	12/31/98
P003544	Education Development In Poor Provinces		130.00	130.00	03/10/92	12/31/99
P003577	Regional Cement Industry	82.70		82.70	03/17/92	12/31/97
P003503	Zouxian Thermal Power	310.00		310.00	04/21/92	06/30/99
P003534	Zhejiang Provincial Transport	220.00		220.00	05/19/92	06/30/00
P003568	Tianjin Urban Development and Environment		100.00	100.00	06/17/92	12/31/00
P003630	Ship Waste Disposal		15.00	15.00	06/17/92	06/30/97
<b>Subtotal</b>		<b>1577.70</b>	<b>948.60</b>	<b>2526.30</b>		
<b>1993</b>						
P003561	Sichuan Agricultural Development		147.00	147.00	07/07/92	04/30/00
P003526	Shuikou Hydroelectric II	100.00		100.00	09/01/92	12/31/97
P003623	Financial Sector Technical Assistance		60.00	60.00	09/29/92	09/30/02

## World Bank-Supported Projects, by Fiscal Year

(As of June 30, 2021)

Proj ID	Project Name	Unit: US\$ million			Approval Date	Closing Date
		IBRD	IDA	Total		
P003518	Guandong Provincial Highway	240.00		240.00	11/17/92	06/30/00
P003581	Henan Highway	120.00		120.00	11/17/92	06/30/00
P003592	Reform Institutional Support and Preinvestment		50.00	50.00	12/15/92	12/31/03
P003512	Shanghai Port Restructure and Development	150.00		150.00	12/22/92	06/30/99
P003509	Changchun Water Supply and Environment		120.00	120.00	02/09/93	06/30/99
P003559	Agricultural Support Services		115.00	115.00	02/23/93	06/30/01
P003597	Taihu Basin Flood Control	100.00	100.00	200.00	02/23/93	12/31/01
P003567	Effective Teaching Services		100.00	100.00	03/16/93	12/31/99
P003533	Tianjin Industry II	150.00		150.00	03/16/93	06/30/00
P003473	Zhejiang Multi-cities Development		110.00	110.00	03/25/93	03/31/03
P003570	Railway VI	420.00		420.00	03/25/93	06/30/01
P003580	South Jiangsu Environmental Protection	250.00		250.00	03/25/93	06/30/01
P003616	Tianhuangping Hydroelectric	300.00		300.00	05/18/93	06/30/02
P003627	Grain Distribution & Marketing	325.00	165.00	490.00	06/17/93	12/31/02
P003632	Environmental Technical Assistance		50.00	50.00	06/22/93	12/31/05
<b>Subtotal</b>		<b>2155.00</b>	<b>1017.00</b>	<b>3172.00</b>		
<b>1994</b>						
P003502	Rural Health Workers Development		110.00	110.00	08/03/93	03/31/01
P003622	Shanghai Metropolitan Transport II	150.00		150.00	10/14/93	12/31/00
P003626	Fujian Provincial Highways	140.00		140.00	12/14/93	12/31/03
P003633	Telecommunications	250.00		250.00	12/21/93	06/30/00
P003595	Second Red Soils Area Development		150.00	150.00	02/03/94	05/31/03
P003593	Songliao Plain Agriculture Development		205.00	205.00	02/24/94	06/30/02
P003586	Shanghai Environment	160.00		160.00	03/08/94	12/31/02
P003609	Sichuan Gas Development and Conservation	255.00		255.00	03/17/94	06/30/03
P003641	Yangzhou Thermal Power	350.00		350.00	03/22/94	12/31/02
P003562	Xiaolangdi Multipurpose	460.00		460.00	04/14/94	12/31/00
P003644	Xiaolangdi Resettlement		110.00	110.00	04/14/94	12/31/03
P003540	Loess Plateau Watershed Rehabilitation		150.00	150.00	05/26/94	12/31/05
P003557	Forest Resource Development and Protection		200.00	200.00	06/07/94	12/31/01
P003504	National Highway	380.00		380.00	06/07/94	06/30/00
<b>Subtotal</b>		<b>2145.00</b>	<b>925.00</b>	<b>3070.00</b>		
<b>1995</b>						
P003603	Enterprise Housing and Social Sector Reform	275.00	75.00	350.00	07/05/94	12/31/04
P003598	Liaoning Environment	110.00		110.00	07/26/94	12/31/03
P003612	Xinjiang Provincial Highways	150.00		150.00	08/30/94	12/31/00
P003636	Basic Education in Poor and Minority Areas		100.00	100.00	09/06/94	12/31/00
P003585	Shenyang Industrial Reform	175.00		175.00	09/06/94	06/30/03
P003647	Economic Law Reform		10.00	10.00	10/18/94	06/30/04
P003634	Comprehensive Maternal and Child Health		90.00	90.00	10/18/94	06/30/02
P003642	Zhejiang Power Development	400.00		400.00	02/28/95	12/31/03
P003600	Technology Development	200.00		200.00	02/28/95	12/31/02
P036947	Sichuan Transmission	270.00		270.00	02/28/95	01/31/04
P036041	Fiscal Technical Assistance	25.00	25.00	50.00	04/25/95	12/31/02
P003596	Yangtze Basin Water Resources	100.00	110.00	210.00	04/25/95	12/31/05
P003571	Railway VII	400.00		400.00	06/01/95	09/30/04

## World Bank-Supported Projects, by Fiscal Year

(As of June 30, 2021)

Proj ID	Project Name	Unit: US\$ million			Approval Date	Closing Date
		IBRD	IDA	Total		
P003639	Southwest Poverty Reduction	47.50	200.00	247.50	06/15/95	12/31/05
P003493	Inland Waterways	210.00		210.00	06/20/95	06/30/01
P037156	Iodine Deficiency Disorders Control	7.00	20.00	27.00	06/28/95	12/31/00
<b>Subtotal</b>		<b>2369.50</b>	<b>630.00</b>	<b>2999.50</b>		
<b>1996</b>						
P003569	Shanghai-Zhejiang Highway	260.00		260.00	08/01/95	12/31/01
P003507	Ertan II Hydroelectric	400.00		400.00	08/22/95	12/31/01
P003589	Disease Prevention		100.00	100.00	12/12/95	06/30/04
P034618	Labor Market Development	10.00	20.00	30.00	12/19/95	12/31/05
P003602	Hubei Urban Environment	125.00	25.00	150.00	12/19/95	04/30/05
P003531	Henan (Qinbei) Thermal Power	440.00		440.00	02/27/96	06/30/03
P036950	Third Basic Education		100.00	100.00	03/21/96	12/31/01
P003652	Second Shaanxi Provincial Highway	210.00		210.00	03/21/96	12/31/02
P003648	Second Shanghai Sewerage	250.00		250.00	03/21/96	06/30/04
P003649	Shanxi Poverty Reduction		100.00	100.00	03/26/96	12/31/03
P003563	Animal Feed	150.00		150.00	04/16/96	12/31/01
P040513	Second Henan Provincial Highway	210.00		210.00	05/30/96	12/31/04
P003594	Gansu Hexi Corridor	60.00	90.00	150.00	05/30/96	12/31/06
P003646	Chongqing Industrial Pollution Control	170.00		170.00	06/18/96	06/30/03
P003638	Seed Sector Commercialization	80.00	20.00	100.00	06/18/96	06/30/03
P003599	Yunnan Environment	125.00	25.00	150.00	06/25/96	12/31/04
<b>Subtotal</b>		<b>2490.00</b>	<b>480.00</b>	<b>2970.00</b>		
<b>1997</b>						
P003635	Vocational Education Reform	10.00	20.00	30.00	07/02/96	12/31/02
P003643	Xinjiang Highway II	300.00		300.00	10/10/96	12/31/03
P003654	Hunan Guangdong Highway	400.00		400.00	12/17/96	12/31/04
P038988	Heilongjiang Agricultural Development	120.00		120.00	05/13/97	06/30/04
P003650	Tuoketuo Thermal Power	400.00		400.00	05/27/97	12/31/05
P036952	Fourth Basic Education		85.00	85.00	05/27/97	09/30/03
P036405	Wanjiazhai Water Transfer	400.00		400.00	06/03/97	06/30/07
P003590	Qinba Mountains Poverty Reduction	30.00	150.00	180.00	06/10/97	12/31/04
P003637	National Rural Water III		70.00	70.00	06/23/97	12/31/06
P044485	Waigaoqiao Thermal Power	400.00		400.00	06/24/97	12/31/06
P034081	Xiaolangdi Multipurpose II	430.00		430.00	06/24/97	12/31/03
<b>Subtotal</b>		<b>2490.00</b>	<b>325.00</b>	<b>2815.00</b>		
<b>1998</b>						
P040185	Shandong Environment	95.00		95.00	10/28/97	12/31/05
P003606	Energy Conservation	63.00		63.00	03/26/98	06/30/06
P051736	East China (Jiangsu) Transmission	250.00		250.00	03/26/98	03/31/06
P003591	State Farms Commercialization	150.00		150.00	03/31/98	12/31/03
P003566	Basic Health Services		85.00	85.00	05/19/98	06/30/07
P003539	Sustainable Coastal Resources Development	100.00		100.00	05/19/98	12/31/06
P046952	Forestry Development in Poor Areas	100.00	100.00	200.00	05/21/98	01/01/06
P056491	Hebei Earthquake Reconstruction		28.40	28.40	05/28/98	12/31/00
P003614	Guangzhou City Center Transport	200.00		200.00	05/28/98	12/31/06
P003619	Inland Waterways II	123.00		123.00	05/28/98	12/31/06
P036949	National Highway III	250.00		250.00	05/28/98	12/31/04



## World Bank-Supported Projects, by Fiscal Year

(As of June 30, 2021)

Proj ID	Project Name	Unit: US\$ million			Approval Date	Closing Date
		IBRD	IDA	Total		
P046563	Tarim Basin II	90.00	60.00	150.00	06/09/98	12/31/04
P036414	Guangxi Urban Environment	72.00	20.00	92.00	06/16/98	12/31/07
P035698	Hunan Power Development	300.00		300.00	06/18/98	12/31/05
P049700	Irrigated Agriculture Intensification II	300.00		300.00	06/18/98	06/30/05
P045788	Tri-Provincial Highway	230.00		230.00	06/23/98	06/30/07
<b>Subtotal</b>		<b>2323.00</b>	<b>293.40</b>	<b>2616.40</b>		
<b>1999</b>						
P050036	Anhui Provincial Highway	200.00		200.00	12/15/98	08/31/05
P049665	Anning Valley Agricultural Development	90.00	30.00	120.00	01/21/99	12/31/06
P063123	Yangtze Flood Emergency Rehabilitation	40.00	40.00	80.00	02/09/99	06/30/02
P051856	Accounting Reform and Development	27.40	5.60	33.00	02/23/99	12/31/07
P003653	Container Transport	71.00		71.00	03/16/99	06/30/05
P041890	Liaoning Urban Transport	150.00		150.00	03/30/99	12/31/05
P036953	Health IX	10.00	50.00	60.00	05/05/99	06/30/08
P042299	Technical Cooperation Credit IV	10.00	35.00	45.00	05/18/99	10/31/07
P046051	Higher Education Reform	20.00	50.00	70.00	05/18/99	09/30/05
P051888	Guanzhong Irrigation Improvement	80.00	20.00	100.00	05/25/99	06/30/06
P056216	Second Loess Plateau Watershed Rehabilitation	100.00	50.00	150.00	05/25/99	06/30/05
P057352	Fourth Rural Water Supply and Sanitation	16.00	30.00	46.00	06/03/99	12/31/06
P058308	Pension Reform		5.00	5.00	06/04/99	12/31/05
P046829	Renewable Energy	100.00		100.00	06/08/99	06/30/07
P041268	Fourth National Highway	350.00		350.00	06/17/99	06/30/06
P043933	Sichuan Urban Environment	150.00	2.00	152.00	06/17/99	01/31/07
P046564	Gansu and Inner Mongolia Poverty Reduction	60.00	100.00	160.00	06/24/99	06/30/06
P051705	Fujian Highway II	200.00		200.00	06/24/99	06/30/07
P060270	Enterprise Reform		5.00	5.00	06/29/99	12/31/05
<b>Subtotal</b>		<b>1674.40</b>	<b>422.60</b>	<b>2097.00</b>		
<b>2000</b>						
P045264	Smallholder Cattle Development	93.50		93.50	12/22/99	12/31/05
P056424	Tongbai Pumped Storage	320.00		320.00	12/22/99	12/31/07
P058843	Guangxi Highway	200.00		200.00	03/28/00	06/30/07
P003471	Third Henan Highway	150.00		150.00	05/16/00	12/31/06
P049436	Chongqing Urban Environment	200.00		200.00	06/15/00	12/31/08
P042109	Beijing Environment II	349.00		349.00	06/20/00	03/31/09
P045910	Hebei Urban Environment	150.00		150.00	06/27/00	06/30/08
P064730	Yangtze Diike Strengthening	210.00		210.00	06/27/00	06/30/08
<b>Subtotal</b>		<b>1672.50</b>		<b>1672.50</b>		
<b>2001</b>						
P070947	Supplement Financial Sector Technical Assistance	8.00		8.00	08/01/00	
P056516	Water Conservation	74.00		74.00	12/19/00	06/30/06
P045915	Urumqi Urban Transport Improvement	100.00		100.00	12/19/00	12/31/07
P047345	Hual River Pollution Control	105.50		105.50	03/22/01	06/30/07
P056596	Shijiazhuang Urban Transport	100.00		100.00	03/27/01	12/31/08
P058845	Second Jiangxi Highway	200.00		200.00	06/05/01	12/31/06
P051859	Liao River Basin	100.00		100.00	06/19/01	12/31/07
P056199	Third Inland Waterways	100.00		100.00	06/21/01	12/31/07

## World Bank-Supported Projects, by Fiscal Year

(As of June 30, 2021)

Proj ID	Project Name	Unit: US\$ million			Approval Date	Closing Date
		IBRD	IDA	Total		
<b>Subtotal</b>		<b>787.50</b>		<b>787.50</b>		
<b>2002</b>						
P058846	National Railway	160.00		160.00	01/29/02	12/31/07
P071147	Tuberculosis Control	104.00		104.00	03/21/02	03/15/10
P064729	Sustainable Forestry Development	93.90		93.90	04/16/02	08/31/09
P070459	Inner Mongolia Highway	100.00		100.00	06/06/02	03/31/08
<b>Subtotal</b>		<b>457.90</b>		<b>457.90</b>		
<b>2003</b>						
P058847	Third Xinjiang Highway	150.00		150.00	09/17/02	12/31/07
P070441	Hubei Xiaogan-Xiangfan Highway	250.00		250.00	09/05/02	12/31/07
P068058	Yixing Pumped Storage	145.00		145.00	03/20/03	12/31/10
P040599	Second Tianjin Urban Development and Environment	150.00		150.00	05/20/03	06/30/12
P070191	Shanghai Urban Environment	200.00		200.00	06/17/03	03/31/10
P076714	Anhui Provincial Highway II	250.00		250.00	06/24/03	06/30/09
<b>Subtotal</b>		<b>1145.00</b>		<b>1145.00</b>		
<b>2004</b>						
P073002	Basic Education in Western Areas	100.00		100.00	09/09/03	06/30/09
P065035	Gansu and Xinjiang Pastoral Development	66.27		66.27	09/09/03	06/30/10
P066955	Jiangxi Integrated Agricultural Modernization	100.00		100.00	11/20/03	06/30/10
P065463	Zhejiang Urban Environment	133.00		133.00	01/29/04	06/30/11
P069852	Wuhan Urban Transport	200.00		200.00	03/09/04	06/30/10
P077137	Fourth Inland Waterways	91.00		91.00	03/25/04	06/30/11
P075728	Guangdong Pearl River Delta Urban Environment	128.00		128.00	06/09/04	12/31/11
P075602	Second National Railways	200.00		200.00	06/25/04	01/31/08
P081749	Hubei Shiman Highway	200.00		200.00	06/25/04	12/31/09
<b>Subtotal</b>		<b>1218.27</b>		<b>1218.27</b>		
<b>2005</b>						
P057933	Tai Basin Urban Environment	61.00		61.00	08/03/04	06/30/10
P075730	Hunan Urban Development	172.00		172.00	09/16/04	10/31/12
P068752	Inner Mongolia Transport and Trade Corridor	100.00		100.00	02/16/05	06/30/10
P086505	Ningbo Water and Environment Management	130.00		130.00	03/18/05	12/31/10
P069862	Agricultural Technology Transfer	100.00		100.00	04/28/05	12/31/10
P081346	Liuzhou Environment Management	100.00		100.00	05/25/05	06/30/11
P067828	Renewable Energy Scale-up Program	87.00		87.00	06/17/05	09/30/10
P071094	Poor Rural Communities Development	100.00		100.00	06/21/05	06/30/11
P081161	Chongqing Small Cities Infrastructure Improvement	180.00		180.00	06/21/05	06/30/12
<b>Subtotal</b>		<b>1030.00</b>		<b>1030.00</b>		
<b>2006</b>						
P075732	Shanghai Urban Environment APL Phase II	180.00		180.00	07/05/05	03/31/15
P084742	Irrigated Agriculture Intensification Loan III	200.00		200.00	10/11/05	12/31/10
P085333	Fifth Inland Waterways	100.00		100.00	10/11/05	06/30/11
P070519	Fuzhou Nantai Peri-Urban Development	100.00		100.00	12/15/05	05/31/13
P086629	Heilongjiang Dairy	100.00		100.00	01/24/06	12/31/11
P096158	Follow Up to Renewable Energy Scale-Up Program Phase I	86.33		86.33	02/07/06	09/30/10
P085124	Economic Reform Implementation	20.00		20.00	04/11/06	12/31/13
P093906	Third Jiangxi Highway	200.00		200.00	06/27/06	12/31/10

## World Bank-Supported Projects, by Fiscal Year

(As of June 30, 2021)

Proj ID	Project Name	Unit: US\$ million			Approval Date	Closing Date
		IBRD	IDA	Total		
P099992	Liaoning Medium Cities Infrastructure	218.00		218.00	06/27/06	10/31/13
P081348	Henan Towns Water Supply and Sanitation	150.00		150.00	06/27/06	06/30/13
P081255	Changjiang and Pearl River Watershed Rehabilitation	100.00		100.00	06/27/06	06/30/12
<b>Subtotal</b>		<b>1454.33</b>		<b>1454.33</b>		
<b>2007</b>						
P083322	Sichuan Urban Environment	180.00		180.00	09/07/06	12/31/13
P091020	Fujian Highway Sector Investment	320.00		320.00	10/12/06	06/30/15
P088964	Guangxi Integrated Forestry Development and Conservation	100.00		100.00	12/14/06	12/31/12
P086515	Third National Railway	200.00		200.00	01/23/07	06/30/13
P077752	Second Shandong Environment	147.00		147.00	02/27/07	12/31/13
P075613	Shaanxi Ankang Road Development	300.00		300.00	03/13/07	06/30/12
P081776	Second Guangdong Pearl River Delta Urban Environment	96.00		96.00	03/21/07	12/31/13
P096285	Micro and Small Enterprise Finance	100.00		100.00	06/19/07	06/30/11
P092618	Second Liaoning Medium Cities Infrastructure	173.00		173.00	06/26/07	12/31/13
P095315	Western Provinces Rural Water Supply, Sanitation and Hygiene Promotion	25.00		25.00	06/26/07	09/30/12
<b>Subtotal</b>		<b>1641.00</b>		<b>1641.00</b>		
<b>2008</b>						
P093963	Guiyang Transport	100.00		100.00	01/08/08	12/31/13
P096925	Bengbu Integrated Environment Improvement	100.00		100.00	03/11/08	06/30/15
P091949	Gansu Cultural and Natural Heritage Protection and Development	38.40		38.40	03/20/08	12/31/13
P099112	Anhui Highway Rehabilitation and Improvement	200.00		200.00	04/22/08	06/30/12
P087224	Han River Urban Environment Improvement	84.00		84.00	04/29/08	06/30/15
P084874	Energy Efficiency Financing	200.00		200.00	05/27/08	12/31/16
P093882	Shandong Flue Gas Desulfurization	50.00		50.00	05/27/08	06/30/12
P099224	Liaoning Third Medium Cities Infrastructure	191.00		191.00	05/27/08	06/30/16
P084437	Rural Health	50.00		50.00	06/24/08	12/31/14
P085376	Rural Migrant Skills Development and Employment	50.00		50.00	06/24/08	02/28/15
P092631	Xi'an Sustainable Urban Transport	150.00		150.00	06/24/08	03/31/17
P099062	ShiZheng Railway	300.00		300.00	06/24/08	11/30/15
<b>Subtotal</b>		<b>1513.40</b>		<b>1513.40</b>		
<b>2009</b>						
P101988	Jiangxi Shihutang Navigation and Hydropower Complex	100.00		100.00	09/25/08	06/30/14
P096556	Eco-Farming	120.00		120.00	12/02/08	06/30/14
P114107	Wenchuan Earthquake Recovery	710.00		710.00	02/12/09	05/31/16
P101258	Hubei Yiba Highway	150.00		150.00	03/31/09	12/31/15
P107559	GuiGuang Railway	300.00		300.00	04/16/09	12/31/15
P091950	Guizhou Cultural and Natural Heritage Protection and Development	60.00		60.00	05/05/09	06/30/17
P096812	Yunnan Urban Environmental	90.00		90.00	05/05/09	06/30/16
P100968	Coal Bed Methane Development and Utilization	80.00		80.00	05/19/09	06/30/17
P096926	Jiangsu Water and Wastewater	130.00		130.00	06/02/09	12/31/15
P101829	Xining Flood and Watershed Management	100.00		100.00	06/02/09	12/31/15
P096707	Technical and Vocational Education and Training	20.00		20.00	06/02/09	12/31/14

## World Bank-Supported Projects, by Fiscal Year

(As of June 30, 2021)

Proj ID	Project Name	Unit: US\$ million			Approval Date	Closing Date
		IBRD	IDA	Total		
P112359	NanGuang Railway	300.00		300.00	06/24/09	12/31/14
P096923	Shanghai Urban Environment APL Phase III	200.00		200.00	06/25/09	06/30/17
<b>Subtotal</b>		<b>2360.00</b>		<b>2360.00</b>		
<b>2010</b>						
P106956	Ningbo New Countryside Development	50.00		50.00	02/25/10	03/31/16
P112838	Wuhan Second Urban Transport	100.00		100.00	03/30/10	12/31/15
P112759	Shandong Ecological Afforestation	60.00		60.00	05/06/10	07/31/16
P101716	Jilin Agricultural Product Safety and Quality	100.00		100.00	05/13/10	06/30/17
P096920	Ningxia Highway	250.00		250.00	05/13/10	06/30/15
P111421	Anhui Medium Cities Urban Transport	100.00		100.00	05/20/10	12/31/17
P100455	Henan Ecological Livestock	80.00		80.00	05/27/10	12/31/15
P117107	Liaoning and Shandong Technical and Vocational Education and Training	40.00		40.00	06/01/10	12/31/15
P108627	Nanning Urban Environment	100.00		100.00	06/01/10	12/31/15
P086446	Chongqing Urban-Rural Integration	84.00		84.00	06/03/10	06/30/17
P081615	Taiyuan Urban Transport	150.00		150.00	06/10/10	07/15/14
P099751	Sustainable Development in Poor Rural Areas	100.00		100.00	06/10/10	12/31/15
P111163	Xinjiang Turfan Water Conservation	100.00		100.00	06/17/10	03/31/17
P113766	Energy Efficiency Financing II	100.00		100.00	06/22/10	12/31/16
<b>Subtotal</b>		<b>1414.00</b>		<b>1414.00</b>		
<b>2011</b>						
P105872	Integrated Forestry Development	100.00		100.00	07/06/10	12/31/16
P098078	Huai River Basin Flood Management and Drainage Improvement	200.00		200.00	07/06/10	12/31/16
P117819	Yunnan Urban Environment-Phase II Additional Financing	60.00		60.00	07/06/10	04/30/17
P116656	Zhejiang Qiantang River Basin Small Town Environment	100.00		100.00	01/20/11	12/31/16
P112626	Liuzhou Environment Management Phase II	150.00		150.00	03/10/11	05/31/18
P118647	Anhui Shaying River Channel Improvement	100.00		100.00	04/12/11	12/31/17
P110632	Sichuan Small Towns Development	100.00		100.00	05/10/11	12/31/16
P117656	Kunming Urban Rail	300.00		300.00	05/10/11	06/30/18
P120664	Urumqi District Heating	100.00		100.00	05/17/11	12/31/15
P119862	Fujian Highway Sector Investment Additional Financing	50.00		50.00	05/19/11	06/30/15
P120234	Shandong Confucius and Mencius Culture Heritage Conservation and Development	50.00		50.00	05/24/11	12/31/16
P115695	Bayannaoer Water Comprehensive Environment Management	80.00		80.00	05/24/11	12/31/18
P122321	JiTuHun Railway	200.00		200.00	05/24/11	12/31/16
P114069	Shandong Energy Efficiency	150.00		150.00	06/09/11	03/31/18
<b>Subtotal</b>		<b>1740.00</b>		<b>1740.00</b>		
<b>2012</b>						
P123239	China Energy Efficiency Financing III	100.00		100.00	10/27/11	12/31/16
P121414	Sichuan Wudu Irrigated Agriculture Development	100.00		100.00	02/28/12	10/31/19
P122319	ZhangHu Railway	200.00		200.00	03/15/12	06/30/20
P124978	Changzhi Sustainable Urban Transport	100.00		100.00	03/22/12	12/31/17
P119071	Hubei Xiangyang Urban Transport	100.00		100.00	04/26/12	01/31/19



## World Bank-Supported Projects, by Fiscal Year

(As of June 30, 2021)

Proj ID	Project Name	Unit: US\$ million			Approval Date	Closing Date
		IBRD	IDA	Total		
P114138	Water Conservation Project II	80.00		80.00	05/10/12	06/30/17
P122008	Yunnan Technical and Vocational Education and Training	50.00		50.00	05/15/12	12/31/17
P121289	Ningxia Desertification Control and Ecological Protection	80.00		80.00	05/17/12	01/31/20
P118597	Integrated Economic Development of Small Towns	150.00		150.00	05/24/12	12/31/18
P126454	Xinjiang Yining Urban Transport Improvement	100.00		100.00	05/29/12	12/31/17
P123133	Gansu Qingyang Urban Infrastructure Improvement	100.00		100.00	05/31/12	11/30/19
P126210	Chongqing Urban Rural Integration Project II-Health	100.00		100.00	06/14/12	08/31/20
<b>Subtotal</b>		<b>1260.00</b>		<b>1260.00</b>		
<b>2013</b>						
P125021	Hunan Forest Restoration and Development	80.00		80.00	01/17/13	03/31/19
P124848	Fujian Meizhou Bay Navigation Improvement	50.00		50.00	02/28/13	06/30/19
P128867	Jiangxi Wuxikou Integrated Flood Management	100.00		100.00	03/20/13	06/30/20
P127035	Green Energy Schemes for Low-carbon City in Shanghai	100.00		100.00	03/20/13	12/31/18
P126856	Jiangxi Poyang Lake Basin and Ecological Economic Zone Small Town Development	150.00		150.00	03/20/13	12/31/18
P126611	Liaoning Coastal Economic Zone Urban Infrastructure and Environmental Management	150.00		150.00	03/20/13	09/30/19
P125022	Beijing Rooftop Solar Photovoltaic Scale-Up (Sunshine Schools)	120.00		120.00	03/20/13	12/31/19
P123729	Jiangxi Shangrao Sanqingshan Airport	50.00		50.00	05/13/13	12/31/18
P126817	Guangxi Laibin Water Environment	80.00		80.00	05/31/13	01/31/20
P123323	Ningbo Municipal Solid Waste Minimization and Recycling	80.00		80.00	05/31/13	03/31/20
P126813	Ma'anshan Cihu River Basin Improvement	100.00		100.00	06/04/13	07/31/20
P132154	Nanchang Urban Rail	250.00		250.00	06/20/13	12/31/19
P129431	Anhui Xuancheng Infrastructure for Industry Relocation	150.00		150.00	06/20/13	08/31/20
P117596	Guangdong Social Security Integration and Rural Worker Training	80.00		80.00	06/20/13	10/31/20
<b>Subtotal</b>		<b>1540.00</b>		<b>1540.00</b>		
<b>2014</b>						
P125496	Integrated Modern Agriculture Development	200.00		200.00	12/27/13	12/31/20
P127775	Guangdong Agricultural Pollution Control	100.00		100.00	12/27/13	06/30/21
P129563	Yellow Mountain New Countryside Demonstration	100.00		100.00	12/27/13	06/30/20
P127867	Qinghai Xining Urban Transport	120.00		120.00	12/27/13	05/30/21
P129401	Guiyang Rural Roads	150.00		150.00	03/06/14	12/31/20
P133114	Heilongjiang Cold Weather Smart Public Transport System	200.00		200.00	03/28/14	06/30/21
P117341	HaJia Railway	300.00		300.00	03/28/14	12/31/20
P133531	Shanxi Gas Utilization	100.00		100.00	03/28/14	06/30/21
P132277	Jiaozuo Green Transport and Safety Improvement	100.00		100.00	05/15/14	06/30/21
P101525	Yunnan Honghe Prefecture Diannan Center Urban Transport	150.00		150.00	05/15/14	12/31/21
P144270	Economic Transformation and Institutional Capacity Building	35.00		35.00	05/22/14	10/31/21
P129791	Fujian Fishing Ports	60.00		60.00	06/03/14	12/31/20

## World Bank-Supported Projects, by Fiscal Year

(As of June 30, 2021)

Proj ID	Project Name	Unit: US\$ million			Approval Date	Closing Date
		IBRD	IDA	Total		
<b>Subtotal</b>		<b>1615.00</b>		<b>1615.00</b>		
<b>2015</b>						
P133116	Qinghai Xining Water Environment Management	150.00		150.00	09/25/14	06/30/21
P133069	Shaani Small Towns Infrastructure	150.00		150.00	09/25/14	12/31/20
P133018	Zhejiang Rural Water Supply and Sanitation	200.00		200.00	09/25/14	06/30/21
P133261	Guizhou Rural Development	100.00		100.00	09/30/14	08/31/20
P128919	Zhengzhou Urban Rail	250.00		250.00	12/23/14	06/30/21
P133117	Chongqing Small Towns Water Environment	100.00		100.00	12/23/14	12/31/21
P133017	Guilin Integrated Environment Management	100.00		100.00	02/02/15	12/31/21
P132873	Hebei Rural Renewable Energy Development	71.50		71.50	03/13/15	12/31/21
P133456	Sichuan Chongqing Cooperation:Guang'an Demonstration Area Infrastructure Development	100.00		100.00	03/16/15	09/30/21
P132775	Gansu Rural-Urban Integration	150.00		150.00	03/31/15	12/31/21
P132621	Yunnan Highway Asset Management	150.00		150.00	03/31/15	06/30/22
P133000	Huainan Mining Area Rehabilitation	100.00		100.00	05/11/15	06/30/22
P147367	Xinjiang Technical and Vocational Education and Training	50.00		50.00	05/29/15	04/30/20
P133326	Poverty Alleviation and Agriculture-based Industry Pilot and Demonstration in Poor Areas	150.00		150.00	06/23/15	06/30/22
<b>Subtotal</b>		<b>1821.50</b>		<b>1821.50</b>		
<b>2016</b>						
P148071	Guizhou Tongren Rural Transport	150.00		150.00	09/25/15	06/30/21
P148129	Tianjin Urban Transport Improvement	100.00		100.00	12/21/15	06/30/22
P148527	Urumqi Urban Transport II	140.00		140.00	12/21/15	12/31/21
P148599	Hebei Clean Heating	100.00		100.00	01/19/16	06/30/21
P148523	Hubei Jingzhou Historic Town conservation	100.00		100.00	01/19/16	12/31/22
P148294	Wuhan Integrated Transport Development	120.00		120.00	02/26/16	12/31/21
P154669	Innovative Financing for Air Pollution Control in Jing-Jin-Ji	500.00		500.00	03/22/16	06/30/22
P147381	Zhuzhou Brownfield Remediation	150.00		150.00	03/31/16	12/31/21
P132562	Hubei Xiaogan Logistics Infrastructure	100.00		100.00	04/29/16	12/31/22
P154694	Building a Modern Fiscal System Technical Assistance	22.00		22.00	04/29/16	07/31/22
P154672	Hebei Air Pollution Prevention and Control Program	500.00		500.00	06/06/16	12/31/19
<b>Subtotal</b>		<b>1982.00</b>		<b>1982.00</b>		
<b>2017</b>						
P149485	Ningbo Sustainable Urbanization	150.00		150.00	07/15/16	11/30/21
P153548	Lushan Earthquake Reconstruction and Risk Reduction	300.00		300.00	10/13/16	06/30/22
P152860	Yunnan Early Childhood Education Innovation	50.00		50.00	12/09/16	12/31/21
P153892	Guangxi Rural Poverty Alleviation Pilot	100.00		100.00	12/21/16	06/30/23
P157406	Hunan Fiscal Sustainability Development Policy Financing	200.00		200.00	01/10/17	12/31/17
P157404	Chongqing-Dadukou District Fiscal Sustainability Development Policy Financing	200.00		200.00	01/10/17	12/31/17
P153541	Shaanxi Poor Rural Areas Community Development	100.00		100.00	02/09/17	12/31/22
P153173	Anhui Road Maintenance Innovation and Demonstration	150.00		150.00	02/21/17	12/31/23

## World Bank-Supported Projects, by Fiscal Year

(As of June 30, 2021)

Proj ID	Project Name	Unit: US\$ million			Approval Date	Closing Date
		IBRD	IDA	Total		
P149528	Second Gansu Cultural and Natural Heritage Protection and Development	100.00		100.00	02/24/17	12/31/23
P153604	Poyang Lake Basin Town Water Environment Management	150.00		150.00	03/16/17	12/31/22
P154623	Gansu Technical and Vocational Education and Training	120.00		120.00	03/31/17	06/30/23
P154984	Health Reform Program-for-Results	600.00		600.00	05/09/17	12/31/21
P153473	Three Gorges Modern Logistics Center	200.00		200.00	06/30/17	09/30/23
<b>Subtotal</b>		<b>2420.00</b>		<b>2420.00</b>		
<b>2018</b>						
P153115	Hunan Integrated Management of Agricultural Land Pollution	100.00		100.00	08/22/17	12/31/23
P154621	Guangdong Compulsory Education	120.00		120.00	10/31/17	06/30/23
P147009	Jiangxi Farm Produce Distribution System Development	150.00		150.00	12/15/17	12/31/23
P158717	Hubei Inland Waterway Improvement	150.00		150.00	05/08/18	06/30/23
P159870	Zhejiang Qiandao Lake and Xin'an River Basin Water Resources and Ecological Environment Protection	150.00		150.00	06/06/18	06/30/24
P158760	Jiangxi Integrated Rural and Urban Water Supply and Wastewater Management	200.00		200.00	06/06/18	06/30/24
P158713	Liaoning Safe and Sustainable Urban Water Supply	250.00		250.00	06/06/18	06/30/23
P158622	Hezhou Urban Water Infrastructure and Environment Improvement	150.00		150.00	06/13/18	06/30/24
P154716	Anhui Aged Care System Demonstration	118.00		118.00	06/19/18	12/31/23
P163138	Guangxi Poverty Reduction Program-for-Results	400.00		400.00	06/22/18	12/31/21
<b>Subtotal</b>		<b>1788.00</b>		<b>1788.00</b>		
<b>2019</b>						
P158733	Anhui Rural Road Resilience PforR	200.00		200.00	09/27/18	06/30/23
P162349	Guizhou Aged Care System Development	350.00		350.00	03/21/19	12/31/24
P158124	Green Urban Financing and Innovation	200.00		200.00	05/21/19	06/30/25
P162623	Shaanxi Sustainable Towns Development	100.00		100.00	05/28/19	12/31/25
P158215	Gansu Revitalization and Innovation	180.00		180.00	06/04/19	06/30/25
P163679	China Renewable Energy and Battery Storage Promotion	300.00		300.00	06/11/19	06/30/25
<b>Subtotal</b>		<b>1330.00</b>		<b>1330.00</b>		
<b>2020</b>						
P164047	Forest Ecosystem Improvement in the Upper Reaches of Yangzi River Basin Program	150.00		150.00	12/19/19	12/31/23
P168025	Sichuan Water Supply and Sanitation PPP Project	100.00		100.00	03/03/20	12/31/26
P169758	Henan Green Agriculture Fund Project	300.00		300.00	03/26/20	12/31/26
P168061	Hubei Smart and Sustainable Agriculture Project	150.00		150.00	05/21/20	12/31/25
P158079	China: Jiangxi Eco-industrial Parks Project	200.00		200.00	06/18/20	12/31/26
P173746	Emerging Infectious Diseases Prevention, Preparedness and Response Project	300.00		300.00	06/18/20	09/30/25
<b>Subtotal</b>		<b>1200.00</b>		<b>1200.00</b>		

## World Bank-Supported Projects, by Fiscal Year

(As of June 30, 2021)

2021					
P172325	Hunan Subnational Governance and Rural Public Service Delivery Program for Results	200.00	200.00	02/23/21	05/31/26
P162178	China Food Safety Improvement Project	400.00	400.00	03/25/21	06/30/27
P170839	Green Finance Demonstration Project	200.00	200.00	06/24/21	12/31/27
P174267	China Plastic Waste Reduction Project	430.00	430.00	06/24/21	12/31/27
Subtotal		1230.00	1230.00		
Grand Total		55726.70	9946.70	65673.40	
Partial Guarantees:					
1994	Yangzhou Thermal Power	\$90m plus \$30m equivalent in Japanese Yen			
1995	Zhejiang Power Development	\$100m plus \$50m equivalent in Japanese Yen			
1996	Ertan II Hydroelectric	\$100m plus \$50m equivalent in DM			
Emergency Programs:					
1997	Earthquake Reconstruction	\$ 67.3m			
2001	Snowstorm Emergency Recovery	\$10.2m			
2003	SARS & Infectious Diseases Response	\$11.5m			
Note:					
1. The amounts of loans & credits of the projects are based on commitments.					
2. All the emergency programs are financed through a reallocation, using savings from other projects.					

# WORLD BANK SUPPORTED PROJECTS, BY FISCAL YEAR (1981-2021)



## World Bank-Supported Projects, by Sector

(As of June 30, 2021)

Project Name	Unit: US\$ million			Approval Date	Closing Date
	IBRD	IDA	Total		
Rural Development					
North China Plain Agriculture		60.00	60.00	06/15/82	12/31/87
State Farms I (Heilongjiang)	35.30	45.00	80.30	04/19/83	03/31/89
Rubber Development		100.00	100.00	11/29/83	12/31/90
Rural Credit I		50.00	50.00	04/24/84	06/30/89
Agricultural Research II		25.00	25.00	09/11/84	06/30/92
Seeds		40.00	40.00	04/11/85	12/31/90
Forestry Development		47.30	47.30	06/11/85	12/31/91
Pishihang-Chaohu Area Development	17.00	75.00	92.00	06/11/85	06/30/92
Rural Credit II		90.00	90.00	12/17/85	12/31/91
Aquaculture Project		60.00	60.00	05/06/86	06/30/92
Red Soils		40.00	40.00	09/09/86	06/30/92
Xinjiang Agricultural Development		70.00	70.00	03/03/87	12/31/94
Gansu Provincial Development	20.00	150.50	170.50	05/12/87	06/30/95
Rural Credit III		170.00	170.00	01/26/88	06/30/94
Northern Irrigation		103.00	103.00	03/22/88	12/31/97
Coastal Lands Development	40.00	60.00	100.00	03/29/88	12/31/95
Daxinganling Forestry		56.90	56.90	06/09/88	06/30/94
Rural Sector Adjustment Loan	200.00	100.00	300.00	06/23/88	03/31/94
Shaanxi Agricultural Development		106.00	106.00	03/28/89	07/31/97
Shandong Agricultural Development		109.00	109.00	05/16/89	06/30/95
Jiangxi Agricultural Development		60.00	60.00	02/27/90	12/31/94
National Afforestation		300.00	300.00	05/29/90	12/31/95
Hebei Agricultural Development		150.00	150.00	06/14/90	06/30/98
Mid-Yangtze Agricultural Development		64.00	64.00	08/09/90	12/31/96
Rural Credit IV	75.00	200.00	275.00	10/30/90	12/31/96
Henan Agricultural Development		110.00	110.00	05/14/91	12/31/98
Irrigated Agriculture Intensification	147.10	187.90	335.00	06/04/91	03/31/98
Tarim Basin		125.00	125.00	08/29/91	06/30/97
Guangdong Agriculture Development		162.00	162.00	11/05/91	12/31/98
Sichuan Agricultural Development		147.00	147.00	07/07/92	04/30/00
Agricultural Support Services		115.00	115.00	02/23/93	06/30/01
Taihu Basin Flood Control	100.00	100.00	200.00	02/23/93	12/31/01
Grain Distribution and Marketing	325.00	165.00	490.00	06/17/93	12/31/02
Second Red Soils Area Development		150.00	150.00	02/03/94	05/31/03
Songliao Plain Agricultural Development		205.00	205.00	02/24/94	06/30/02
Xiaolangdi Multipurpose	460.00		460.00	04/14/94	12/31/00
Xiaolangdi Resettlement		110.00	110.00	04/14/94	12/31/03
Loess Plateau Watershed Rehabilitation		150.00	150.00	05/26/94	12/31/05
Forest Resource Development and Protection		200.00	200.00	06/07/94	12/31/01
Yangtze Basin Water Resource Development	100.00	110.00	210.00	04/25/95	12/31/05
Southwest Poverty Reduction	47.50	200.00	247.50	06/15/95	12/31/05
Shanxi Poverty Reduction		100.00	100.00	03/26/96	12/31/03
Seed Sector Commercialization	80.00	20.00	100.00	06/18/96	06/30/03
Gansu Hexi Corridor	60.00	90.00	150.00	05/30/96	12/31/06



## World Bank-Supported Projects, by Sector

(As of June 30, 2021)

Project Name	Unit: US\$ million			Approval	Closing
	IBRD	IDA	Total	Date	Date
Animal Feed	150.00		150.00	04/16/96	12/31/01
Heilongjiang Agricultural Development	120.00		120.00	05/13/97	06/30/04
Wanjiashai Water Transfer	400.00		400.00	06/03/97	06/30/07
Qinba Mountains Poverty Reduction	30.00	150.00	180.00	06/10/97	12/31/04
Xiaolangdi Multipurpose II	430.00		430.00	06/24/97	12/31/03
State Farms Commercialization	150.00		150.00	03/31/98	12/31/03
Sustainable Coastal Resources Development	100.00		100.00	05/19/98	12/31/06
Forestry Development in Poor Areas	100.00	100.00	200.00	05/21/98	01/01/06
Tarim Basin II	90.00	60.00	150.00	06/09/98	12/31/04
Irrigated Agriculture Intensification II	300.00		300.00	06/18/98	06/30/05
Anning Valley Agricultural Development	90.00	30.00	120.00	01/21/99	12/31/06
Guanzhong Irrigation Improvement	80.00	20.00	100.00	05/25/99	06/30/06
Second Loess Plateau Watershed Rehabilitation	100.00	50.00	150.00	05/25/99	06/30/05
Gansu and Inner Mongolia Poverty Reduction	60.00	100.00	160.00	06/24/99	06/30/06
Smallholder Cattle Development	93.50		93.50	12/22/99	12/31/05
Yangtze Dike Strengthening	210.00		210.00	06/27/00	06/30/08
Water Conservation	74.00		74.00	12/18/00	06/30/06
Sustainable Forestry Development	93.90		93.90	05/30/02	08/31/09
Gansu and Xinjiang Pastoral Development	66.27		66.27	09/09/03	06/30/10
Jiangxi Integrated Agricultural Modernization	100.00		100.00	11/20/03	06/30/10
Agricultural Technology Transfer	100.00		100.00	04/28/05	12/31/10
Poor Rural Communities Development	100.00		100.00	06/21/05	06/30/11
Irrigated Agriculture Intensification III	200.00		200.00	10/11/05	12/31/10
Heilongjiang Dairy	100.00		100.00	01/24/06	12/31/11
Changjiang and Pearl River Watershed Rehabilitation	100.00		100.00	06/27/06	06/30/12
Guangxi Integrated Forestry Development and Conservation	100.00		100.00	12/14/06	12/31/12
Eco-Farming	120.00		120.00	12/02/08	06/30/14
Shandong Ecological Afforestation	60.00		60.00	05/06/10	07/31/16
Jilin Agricultural Product Safety and Quality	100.00		100.00	05/13/10	06/30/15
Henan Ecological Livestock	80.00		80.00	05/27/10	12/31/15
Chongqing Urban-Rural Integration	84.00		84.00	06/03/10	06/30/16
Sustainable Development in Poor Rural Areas	100.00		100.00	06/10/10	12/31/15
Xinjiang Turfan Water Conservation	100.00		100.00	06/17/10	03/31/17
Huai River Basin Flood Management and Drainage Improvement	200.00		200.00	07/06/10	12/31/16
Integrated Forestry Development	100.00		100.00	07/06/10	12/31/16
Water Conservation II	80.00		80.00	05/10/12	06/30/17
Ningxia Desertification Control and Ecological Protection	80.00		80.00	05/17/12	01/31/20
Integrated Economic Development of Small Towns	150.00		150.00	05/24/12	12/31/18
Hunan Forest Restoration and Development	80.00		80.00	01/17/13	03/31/19
Jiangxi Poyang Lake Basin and Ecological Economic Zone Small Town Development	150.00		150.00	03/20/13	12/31/18
Integrated Modern Agriculture Development	200.00		200.00	12/27/13	12/31/20
Guangdong Agricultural Pollution Control	100.00		100.00	12/27/13	06/31/21

## World Bank-Supported Projects, by Sector

(As of June 30, 2021)

Project Name	Unit: US\$ million			Approval Date	Closing Date
	IBRD	IDA	Total		
Anhui Yellow Mountain New Countryside Demonstration	100.00		100.00	12/27/14	06/30/20
Guizhou Rural Development	100.00		100.00	09/30/14	08/31/20
Poverty Alleviation and Agriculture-based Industry Pilot and Demonstration in Poor Areas	150.00		150.00	06/23/15	06/30/22
Guangxi Rural Poverty Alleviation Pilot	100.00		100.00	12/21/16	06/30/23
Shaanxi Poor Rural Areas Community Development	100.00		100.00	02/09/17	12/31/22
Hunan Integrated Management of Agricultural Land Pollution	100.00		100.00	08/22/17	12/31/23
Jiangxi Farm Produce Distribution System Development	150.00		150.00	12/15/17	12/31/23
Guangxi Poverty Reduction Program-for-Results	400.00		400.00	06/22/18	12/31/21
Henan Green Agriculture Fund Project	300.00		300.00	03/26/20	12/31/26
Hubei Smart and Sustainable Agriculture Project	150.00		150.00	05/21/20	12/31/25
China Food Safety Improvement Project	400.00		400.00	03/25/21	06/30/27
<b>Subtotal</b>	<b>9078.57</b>	<b>5288.60</b>	<b>14367.17</b>		
<b>Industry</b>					
Industrial Credit I	40.60	30.00	70.60	12/21/82	12/31/88
Industrial Credit II	105.00	70.00	175.00	06/05/84	06/30/90
Fertilizer and Energy Saving	97.00		97.00	05/14/85	12/31/90
Industrial Credit III	75.00	25.00	100.00	03/04/86	06/30/91
Industrial Credit IV	250.00	50.00	300.00	03/03/87	06/30/93
Shanghai Machine Tool	100.00		100.00	03/03/87	12/31/93
Fertilizer Rationalization	97.40		97.40	06/16/87	06/30/94
Pharmaceuticals	127.00		127.00	05/24/88	12/31/94
Phosphate Development	62.70		62.70	06/15/88	12/31/95
Tianjin Light Industry	154.00		154.00	02/21/89	06/30/95
Hubei Phosphate	137.00		137.00	05/23/89	03/31/97
Industrial Credit V	300.00		300.00	05/30/89	12/31/94
Rural Industrial Technology	50.00	64.30	114.30	12/04/90	09/30/97
Shanghai Industrial Development	150.00		150.00	01/21/91	06/30/96
Regional Cement Industry	82.70		82.70	03/17/92	12/31/97
Tianjin Industry II	150.00		150.00	03/16/93	06/30/00
Telecommunications	250.00		250.00	12/21/93	06/30/00
Shenyang Industrial Reform	175.00		175.00	09/06/94	06/30/03
Technology Development	200.00		200.00	02/28/95	12/31/02
Chongqing Industrial Pollution Control	170.00		170.00	06/18/96	06/30/03
<b>Subtotal</b>	<b>2773.40</b>	<b>239.30</b>	<b>3012.70</b>		
<b>Energy</b>					
Renewable Energy	100.00		100.00	06/08/99	06/30/07
Renewable Energy Scale-up Program	87.00		87.00	06/17/05	09/30/10
Follow Up to Renewable Energy Scale-Up Program	86.33		86.33	02/07/06	09/30/10
Energy Efficiency Financing	200.00		200.00	05/27/08	12/31/16
Shandong Flue Gas Desulfurization	50.00		50.00	05/27/08	06/30/12
Liaoning Third Medium Cities Infrastructure	191.00		191.00	05/27/08	06/30/16
Energy Efficiency Financing II	100.00		100.00	06/22/10	12/31/16
Urumqi District Heating	100.00		100.00	05/17/11	12/31/15



## World Bank-Supported Projects, by Sector

(As of June 30, 2021)

Project Name	Unit: US\$ million			Approval Date	Closing Date
	IBRD	IDA	Total		
Shandong Energy Efficiency	150.00		150.00	06/09/11	03/31/18
China Energy Efficiency Financing III	100.00		100.00	10/27/11	12/31/16
Green Energy Schemes for Low-carbon City in Shanghai	100.00		100.00	03/20/13	12/31/18
Beijing Rooftop Solar Photovoltaic Scale-Up (Sunshine Schools)	120.00		120.00	03/20/13	12/31/19
Hebei Rural Renewable Energy Development	71.50		71.50	03/13/15	12/31/21
Hebei Clean Heating	100.00		100.00	01/19/16	06/30/21
Innovative Financing for Air Pollution Control in Jing Jin-Ji	500.00		500.00	03/22/16	06/30/22
China Renewable Energy and Battery Storage Promotion	300.00		300.00	06/11/19	06/30/25
<b>Petroleum</b>					
Petroleum I (Daqing)	162.40		162.40	01/25/83	06/30/90
Petroleum II (Zhongyuan-Wenliu)	100.80		100.80	03/29/83	12/31/90
Petroleum III (Karamay)	100.30		100.30	05/29/84	03/31/91
Liaodong Bay Petroleum Appraisal and TA	30.00		30.00	05/29/86	12/31/89
<b>Hydropower</b>					
Lubuge Hydroelectric	145.40		145.40	02/21/84	06/30/92
Power II (Transmission)	117.00		117.00	02/19/85	06/30/92
Yantan Hydroelectric	52.00		52.00	05/29/86	06/30/94
Shuikou Hydroelectric	140.00		140.00	01/06/87	06/30/93
Ertan Hydroelectric	380.00		380.00	07/02/91	12/31/96
Daguanba Multipurpose	30.00	37.00	67.00	10/31/91	12/31/98
Shuikou Hydroelectric II	100.00		100.00	09/01/92	12/31/97
Tianhuangping Hydroelectric	300.00		300.00	05/18/93	06/30/02
Sichuan Transmission	270.00		270.00	02/28/95	01/31/04
Ertan Hydroelectric II	400.00		400.00	08/22/95	12/31/01
Tongbai Pumped Storage	320.00		320.00	12/22/99	12/31/07
Yixing Pumped Storage	145.00		145.00	03/20/03	12/31/09
<b>Thermal Power</b>					
Beilungang Thermal Power	225.00		225.00	05/29/86	06/30/94
Wujing Thermal Power	190.00		190.00	06/23/87	06/30/95
Beilungang II	165.00		165.00	06/14/88	06/30/95
Yanshi Thermal Power	180.00		180.00	01/14/92	12/31/97
Zouxian Thermal Power	310.00		310.00	04/21/92	06/30/99
Yangzhou Thermal Power	350.00		350.00	03/22/94	12/31/02
Zhejiang Power Development	400.00		400.00	02/28/95	12/31/03
Henan (Qinbei) Thermal Power	440.00		440.00	02/27/96	06/30/03
Tuoketuo Thermal Power	400.00		400.00	05/27/97	12/31/05
Waigaoqiao Thermal Power	400.00		400.00	06/24/97	12/31/06
Energy Conservation	63.00		63.00	03/26/98	06/30/06
East China (Jiangsu) Transmission	250.00		250.00	03/26/98	03/31/06
Hunan Power Development	300.00		300.00	06/18/98	12/31/05
<b>Coal</b>					
Changcun Coal Mining	126.00		126.00	03/14/85	12/31/93
Coal Bed Methane Development and Utilization	80.00		80.00	05/19/09	12/31/14
<b>Gas</b>					
Weiyuan Gas Field Technical Assistance	25.00		25.00	06/11/85	06/30/92

World Bank-Supported Projects, by Sector

(As of June 30, 2021)

Project Name	Unit: US\$ million			Approval Date	Closing Date
	IBRD	IDA	Total		
Sichuan Gas Development and Conservation	255.00		255.00	03/17/94	06/30/03
Shanxi Gas Utilization	100.00		100.00	03/28/14	06/30/21
Subtotal	9407.73	37.00	9444.73		
Transport					
Railways					
Railway I	220.00		220.00	03/27/84	12/31/90
Railway II	235.00		235.00	05/14/85	06/30/94
Railway III	160.00	70.00	230.00	04/15/86	06/30/95
Railway IV	200.00		200.00	06/23/88	06/30/98
Inner Mongolia Railway	70.00	80.00	150.00	05/12/89	12/31/96
Railway V	330.00		330.00	09/24/91	12/31/98
Railway VI	420.00		420.00	03/25/93	06/30/01
Railway VII	400.00		400.00	06/01/95	09/30/04
National Railway	160.00		160.00	01/29/02	12/31/07
Second National Railways	200.00		200.00	06/25/04	01/31/08
Third National Railway	200.00		200.00	01/23/07	06/30/13
ShiZheng Railway	300.00		300.00	06/25/08	11/30/15
GuiGuang Railway	300.00		300.00	04/16/09	12/31/15
NanGuang Railway	300.00		300.00	06/24/09	12/31/14
JiTuhun Railway	200.00		200.00	05/24/11	12/31/17
ZhangHu Railway	200.00		200.00	03/15/12	06/30/20
Hajia Railway	300.00		300.00	03/28/14	12/31/20
Highways					
Highway I	42.60	30.00	72.60	05/14/85	06/30/91
Beijing-Tianjin-Tanggu Expressway	25.00	125.00	150.00	05/12/87	12/31/95
Sichuan Highway	75.00	50.00	125.00	06/09/88	12/31/96
Shaanxi Highway	50.00		50.00	06/09/88	12/31/94
Jiangxi Provincial Highway		61.00	61.00	02/07/89	12/31/95
Shandong Provincial Highway	60.00	50.00	110.00	05/25/89	06/30/95
Jiangsu Provincial Transport	100.00	53.60	153.60	04/09/91	06/30/96
Zhejiang Provincial Transport	220.00		220.00	05/19/92	06/30/00
Guangdong Provincial Highway	240.00		240.00	11/17/92	06/30/00
Henan Highway	120.00		120.00	11/17/92	06/30/00
Fujian Provincial Highway	140.00		140.00	12/14/93	12/31/03
National Highway	380.00		380.00	06/07/94	06/30/00
Xinjiang Highway	150.00		150.00	08/30/94	12/31/00
Shanghai-Zhejiang Highway	260.00		260.00	08/01/95	12/31/01
Second Shaanxi Provincial Highway	210.00		210.00	03/21/96	12/31/02
Second Henan Provincial Highway	210.00		210.00	05/30/96	12/31/04
Second Xinjiang Highway	300.00		300.00	10/10/96	12/31/03
Hunan-Guangdong Highway	400.00		400.00	12/17/96	12/31/04
National Highways III	250.00		250.00	05/28/98	12/31/04
Tri-Provincial Highway	230.00		230.00	06/23/98	06/30/07
Anhui Provincial Highway	200.00		200.00	12/15/98	08/31/05
Fourth National Highway	350.00		350.00	06/17/99	06/30/06

## World Bank-Supported Projects, by Sector

(As of June 30, 2021)

Project Name	Unit: US\$ million			Approval Date	Closing Date
	IBRD	IDA	Total		
Fujian Highway II	200.00		200.00	06/24/99	06/30/07
Guangxi Highway	200.00		200.00	03/28/00	06/30/07
Third Henan Highway	150.00		150.00	05/16/00	12/31/06
Second Jiangxi Highway	200.00		200.00	06/05/01	12/31/06
Inner Mongolia Highway	100.00		100.00	06/06/02	03/31/08
Third Xinjiang Highway	250.00		250.00	09/17/03	12/31/07
Hubei Xiaogan-Xiangfan Highway	150.00		150.00	09/05/03	12/31/07
Anhui Provincial Highway II	250.00		250.00	06/24/03	06/30/09
Hubei Shiman Highway	200.00		200.00	06/25/04	06/30/09
Inner Mongolia Transport and Trade Corridor	100.00		100.00	02/16/05	06/30/10
Third Jiangxi Highway	200.00		200.00	06/27/06	12/31/10
Fujian Highway Sector Investment	320.00		320.00	10/12/06	06/30/15
Shaanxi Ankang Road Development	300.00		300.00	03/13/07	06/30/12
Anhui Highway Rehabilitation and Improvement	200.00		200.00	04/22/08	06/30/12
Hubei Yiba Highway	150.00		150.00	03/31/09	12/31/15
Ningxia Highway	250.00		250.00	05/13/10	06/30/15
Fujian Highway Sector Investment Additional Financing	50.00		50.00	05/19/11	06/30/15
Guiyang Rural Roads	150.00		150.00	03/06/14	06/30/19
Yunnan Highway Asset Management	150.00		150.00	03/31/15	06/30/22
Gansu Rural-Urban Integration	150.00		150.00	03/31/15	12/31/21
Guizhou Tongren Rural Transport	150.00		150.00	09/25/15	06/30/21
Anhui Road Maintenance Innovation and Demonstration	150.00		150.00	02/21/17	12/31/23
Anhui Rural Road Resilience PforR	200.00		200.00	09/27/18	06/30/23
<b>Ports</b>					
Three Ports	124.00		124.00	11/02/82	06/30/88
Tianjin Port	130.00		130.00	05/06/86	10/31/94
Huangpu Port	63.00	25.00	88.00	10/06/87	12/31/94
Dalian Port	71.00	25.00	96.00	02/09/88	12/31/93
Ningbo and Shanghai Ports	76.40		76.40	12/13/88	12/31/95
Xiamen Port	36.00		36.00	12/13/88	03/31/95
Shanghai Port Restructure and Development	150.00		150.00	12/22/92	06/30/99
<b>Waterways</b>					
Inland Waterways	210.00		210.00	06/20/95	06/30/01
Inland Waterways II	123.00		123.00	05/28/98	12/31/06
Container Transport	71.00		71.00	03/16/99	06/30/05
Third Inland Waterways	100.00		100.00	06/21/01	12/31/07
Fourth Inland Waterways	91.00		91.00	03/25/04	01/31/10
Fifth Inland Waterways	100.00		100.00	10/11/05	06/30/11
Jiangxi Shihutang Navigation and Hydropower Complex	100.00		100.00	09/25/08	06/30/14
Anhui Shaying River Channel Improvement	100.00		100.00	04/12/11	12/31/17
Fujian Meizhou Bay Navigation Improvement	50.00		50.00	02/28/13	06/30/18
Hubei Inland Waterway Improvement	150.00		150.00	05/08/18	06/30/23
<b>Urban Transport</b>					
Shanghai Metropolitan Transport		60.00	60.00	09/10/91	06/30/99

World Bank-Supported Projects, by Sector

(As of June 30, 2021)

Project Name	Unit: US\$ million			Approval Date	Closing Date
	IBRD	IDA	Total		
Shanghai Metropolitan Transport II	150.00		150.00	10/14/93	12/31/00
Guangzhou City Center Transport	200.00		200.00	05/28/98	12/31/06
Liaoning Urban Transport	150.00		150.00	03/30/99	12/31/05
Urumqi Urban Transport Improvement	100.00		100.00	12/18/00	12/31/07
Shijiazhuang Urban Transport	100.00		100.00	03/27/01	12/31/08
Wuhan Urban Transport	200.00		200.00	03/09/04	06/30/09
Fuzhou Nantai Peri-Urban Development	100.00		100.00	12/15/05	05/31/13
Liaoning Medium Cities Infrastructure	218.00		218.00	06/27/06	10/31/13
Guiyang Transport	100.00		100.00	01/08/08	12/31/13
Xi'an Sustainable Urban Transport	150.00		150.00	06/24/08	06/30/16
Wuhan Second Urban Transport	100.00		100.00	03/30/10	12/31/15
Anhui Medium Cities Urban Transport	100.00		100.00	05/20/10	12/31/17
Taiyuan Urban Transport	150.00		150.00	06/10/10	06/30/16
Kunming Urban Rail	300.00		300.00	05/10/11	06/30/18
Changzhi Sustainable Urban Transport	100.00		100.00	03/22/12	12/31/17
Hubei Xiangyang Urban Transport	100.00		100.00	04/26/12	01/31/19
Xinjiang Yining Urban Transport Improvement	100.00		100.00	05/29/12	12/31/17
Gansu Qingyang Urban Infrastructure Improvement	100.00		100.00	05/31/12	11/30/19
Jiangxi Shangrao Sanqingshan Airport	50.00		50.00	05/13/13	12/31/18
Nanchang Urban Rail	250.00		250.00	06/20/13	12/31/19
Qinghai Xining Urban Transport	120.00		120.00	12/27/13	05/30/21
Heilongjiang Cold Weather Smart Public Transport System	200.00		200.00	03/28/14	06/30/21
Jiaozuo Green Transport and Safety Improvement	100.00		100.00	05/15/14	06/30/21
Yunnan Honghe Prefecture Diannan Center Urban Transport	150.00		150.00	05/15/14	12/31/21
Zhengzhou Urban Rail	250.00		250.00	12/23/14	06/30/21
Tianjin Urban Transport Improvement	100.00		100.00	12/21/15	06/30/22
Urumqi Urban Transport II	140.00		140.00	12/21/15	12/31/21
Wuhan Integrated Transport Development	120.00		120.00	02/26/16	12/31/21
<b>Logistics</b>					
Hubei Xiaogan Logistics Infrastructure	100.00		100.00	04/29/16	12/31/22
Three Gorges Modern Logistics Center	200.00		200.00	06/30/17	09/30/23
<b>Subtotal</b>	<b>18471.00</b>	<b>629.60</b>	<b>19100.60</b>		
<b>Education</b>					
University Development	100.00	100.00	200.00	06/23/81	06/30/86
Agricultural Education and Research		75.40	75.40	11/02/82	03/31/89
Polytechnic and TV Universities		85.00	85.00	09/13/83	06/30/92
Agricultural Education II	45.30	23.50	68.80	06/14/84	06/30/92
University Development II		145.00	145.00	02/26/85	12/31/92
Provincial Universities		120.00	120.00	03/25/86	12/31/92
Teacher Training		50.00	50.00	05/24/88	12/31/93
Textbook Development		57.00	57.00	04/18/89	06/30/95
Vocational and Technology Education		50.00	50.00	03/27/90	12/31/96
Key Studies Development		131.20	131.20	02/26/91	12/31/98
Education Development in Poor Provinces		130.00	130.00	03/10/92	12/31/99

World Bank-Supported Projects, by Sector

(As of June 30, 2021)

Project Name	Unit: US\$ million			Approval Date	Closing Date
	IBRD	IDA	Total		
Effective Teaching Services		100.00	100.00	03/16/93	12/31/99
Basic Education in Poor and Minority Areas		100.00	100.00	09/06/94	12/31/00
Labor Market Development	10.00	20.00	30.00	12/19/95	12/31/05
Third Basic Education		100.00	100.00	03/21/96	12/31/01
Vocational Education Reform	10.00	20.00	30.00	07/02/96	12/31/02
Fourth Basic Education		85.00	85.00	05/27/97	09/30/03
Higher Education Reform	20.00	50.00	70.00	05/18/99	09/30/05
Basic Education in Western Areas	100.00		100.00	09/09/03	06/30/09
Rural Migrant Skills Development and Employment	50.00		50.00	06/25/08	02/28/14
Technical and Vocational Education and Training	20.00		20.00	06/02/09	12/31/14
Liaoning and Shandong Technical and Vocational	40.00		40.00	06/01/10	12/31/15
Yunnan Technical and Vocational Education and Training	50.00		50.00	05/15/12	12/31/17
Guangdong Social Security Integration and Rural Worker Training	80.00		80.00	06/20/13	10/31/20
Xinjiang Technical and Vocational Education and Training	50.00		50.00	05/29/15	04/30/20
Yunnan Early Childhood Education Innovation	50.00		50.00	12/09/16	12/31/21
Gansu Technical and Vocational Education and Training	120.00		120.00	03/31/17	06/30/23
Guangdong Compulsory Education	120.00		120.00	10/31/17	06/30/23
Subtotal	865.30	1442.10	2307.40		
Health					
Rural Health and Medical Education		85.00	85.00	05/08/84	12/31/91
Rural Health and Preventive Medicine	15.00	65.00	80.00	06/19/86	06/30/96
Integrate Regional Health Development		52.00	52.00	05/02/89	12/31/95
Infectious and Endemic Disease Control		129.60	129.60	12/12/91	06/30/02
Rural Health Workers Development		110.00	110.00	08/03/93	03/30/01
Comprehensive Maternal and Child Health		90.00	90.00	10/18/94	06/30/02
Iodine Deficiency Disorders Control	7.00	20.00	27.00	06/28/95	12/31/00
Disease Prevention		100.00	100.00	12/12/95	06/30/04
Basic Health Services		85.00	85.00	05/19/98	06/30/07
Health IX	10.00	50.00	60.00	05/05/99	06/30/08
Tuberculosis Control	104.00		104.00	03/21/02	03/15/10
Rural Health	50.00		50.00	06/25/08	12/31/14
Chongqing Urban Rural Integration Project II-Health	100.00		100.00	06/14/12	08/31/20
Health Reform Program-for Results	600.00		600.00	05/09/17	12/31/21
Anhui Aged Care System Demonstration	118.00		118.00	06/19/18	12/31/23
Guizhou Aged Care System Development Program	350.00		350.00	03/21/19	12/31/24
Emerging Infectious Diseases Prevention, Preparedness and Response Project	300.00		300.00	06/18/20	09/30/25
Subtotal	1654.00	786.60	2440.60		
Urban Development and Environment					
Rural Water Supply		80.00	80.00	04/11/85	12/31/91
Shanghai Sewerage	45.00	100.00	145.00	04/14/87	12/30/95
Medium-Sized Cities Development	79.40	89.00	168.40	01/08/91	06/30/97
Liaoning Urban Infrastructure		77.80	77.80	03/21/91	03/31/97
Beijing Environment	45.00	80.00	125.00	11/19/91	06/30/99



## World Bank-Supported Projects, by Sector

(As of June 30, 2021)

Project Name	Unit: US\$ million			Approval Date	Closing Date
	IBRD	IDA	Total		
Rural Water Supply and Sanitation		110.00	110.00	02/11/92	12/31/98
Tianjin Urban Development and Environment		100.00	100.00	06/17/92	12/31/00
Ship Waste Disposal		15.00	15.00	06/17/92	06/30/97
Changchun Water Supply and Environment		120.00	120.00	02/09/93	06/30/99
Zhejiang Multi-Cities Development		110.00	110.00	03/25/93	03/31/03
South Jiangsu Environmental Protection	250.00		250.00	03/25/93	06/30/01
Shanghai Environment	160.00		160.00	03/08/94	12/31/02
Enterprise Housing and Social Sector Reform	275.00	75.00	350.00	07/05/94	12/31/04
Liaoning Environment	110.00		110.00	07/26/94	12/31/03
Hubei Urban Environment	125.00	25.00	150.00	12/19/95	04/30/05
Shanghai Sewerage II	250.00		250.00	03/21/96	06/30/04
Yunnan Environment	125.00	25.00	150.00	06/25/96	12/31/04
National Rural Water Supply III		70.00	70.00	06/23/97	12/31/06
Shandong Environment	95.00		95.00	10/28/97	12/31/05
Guangxi Urban Environment	72.00	20.00	92.00	06/16/98	12/31/07
Fourth Rural Water Supply and Sanitation	16.00	30.00	46.00	06/04/99	12/31/06
Sichuan Urban Environment	150.00	2.00	152.00	06/17/99	01/31/07
Chongqing Urban Environment	200.00		200.00	06/15/00	12/31/08
Beijing Environment II	349.00		349.00	06/20/00	12/31/09
Hebei Urban Environment	150.00		150.00	06/27/00	06/30/08
Huai River Pollution Control	105.50		105.50	03/22/01	06/30/07
Liao River Basin	100.00		100.00	06/19/01	12/31/07
Second Tianjin Urban Development and Environment	150.00		150.00	05/20/03	06/30/12
Shanghai Urban Environment	200.00		200.00	06/20/03	03/31/09
Zhejiang Urban Environment	133.00		133.00	01/29/04	06/30/10
Guangdong Pearl River Delta Urban Environment	128.00		128.00	06/09/04	12/31/11
Tai Basin Urban Environment	61.00		61.00	08/03/04	12/31/09
Hunan Urban Development	172.00		172.00	09/16/04	10/31/12
Ningbo Water and Environment Management	130.00		130.00	03/18/05	12/31/10
Liuzhou Environment Management	100.00		100.00	05/25/05	06/30/11
Chongqing Small Cities Infrastructure Improvement	180.00		180.00	06/21/05	06/30/12
Shanghai Urban Environment APL Phase II	180.00		180.00	07/05/05	03/31/14
Henan Towns Water Supply and Sanitation	150.00		150.00	06/27/06	06/30/13
Sichuan Urban Environment	180.00		180.00	09/07/06	12/31/13
Second Shandong Environment	147.00		147.00	02/27/07	12/31/13
Second Guangdong Pearl River Delta Urban	96.00		96.00	03/21/07	12/31/13
Second Liaoning Medium Cities Infrastructure	173.00		173.00	06/26/07	10/31/13
Western Provinces Rural Water Supply, Sanitation and Hygiene Promotion	25.00		25.00	06/26/07	09/30/12
Bengbu Integrated Environment Improvement	100.00		100.00	03/11/08	06/30/14
Gansu Cultural and Natural Heritage Protection and Development	38.40		38.40	03/20/08	12/31/13
Han River Urban Environment Improvement	84.00		84.00	04/29/08	06/30/14
Guizhou Cultural and Natural Heritage Protection and Development	60.00		60.00	05/05/09	06/30/16
Yunnan Urban Environmental	90.00		90.00	05/05/09	06/30/15

## World Bank-Supported Projects, by Sector

(As of June 30, 2021)

Project Name	Unit: US\$ million			Approval Date	Closing Date
	IBRD	IDA	Total		
Jiangsu Water and Wastewater	130.00		130.00	06/02/09	12/31/14
Xining Flood and Watershed Management	100.00		100.00	06/02/09	12/31/14
Shanghai Urban Environment APL Phase III	200.00		200.00	06/25/09	06/30/17
Ningbo New Countryside Development	50.00		50.00	02/25/10	03/31/16
Nanning Urban Environment	100.00		100.00	06/01/10	12/31/15
Yunnan Urban Environment-Phase II Additional Financing	60.00		60.00	07/06/10	06/30/16
Zhejiang Qiantang River Basin Small Town Environment	100.00		100.00	01/20/11	12/31/16
Liuzhou Environment Management Phase II	150.00		150.00	03/10/11	05/31/18
Sichuan Small Towns Development	100.00		100.00	05/10/11	12/31/16
Shandong Confucius and Mencius Culture Heritage Conservation and Development	50.00		50.00	05/24/11	12/31/16
Bayannaoer Water Comprehensive Environment Management	80.00		80.00	05/24/11	12/31/18
Sichuan Wudu Irrigated Agriculture Development	100.00		100.00	02/28/12	12/31/19
Liaoning Coastal Economic Zone Urban Infrastructure and Environmental Management	150.00		150.00	03/20/13	09/30/19
Jiangxi Wuxikou Integrated Flood Management	100.00		100.00	03/20/13	06/30/20
Ningbo Municipal Solid Waste Minimization and Recycling	80.00		80.00	05/31/13	03/31/20
Guangxi Laibin Water Environment	80.00		80.00	05/31/13	01/31/20
Ma'anshan Cihu River Basin Improvement	100.00		100.00	06/04/13	07/31/20
Anhui Xuancheng Infrastructure for Industry Relocation	150.00		150.00	06/20/13	08/31/20
Fujian Fishing Ports	60.00		60.00	06/03/14	12/31/20
Shaanxi Small Towns Infrastructure	150.00		150.00	09/25/14	12/31/20
Zhejiang Rural Water Supply and Sanitation	200.00		200.00	09/25/14	06/30/21
Qinghai Xining Water Environment Management	150.00		150.00	09/25/14	06/30/21
Chongqing Small Towns Water Environment Management	100.00		100.00	12/23/14	12/31/21
Guilin Integrated Environment Management	100.00		100.00	02/02/15	12/31/21
Sichuan Chongqing Cooperation:Guang'an Demonstration Area Infrastructure Development	100.00		100.00	03/16/15	09/30/21
Huainan Mining Area Rehabilitation	100.00		100.00	05/11/15	06/30/22
Hubei Jingzhou Historic Town conservation	100.00		100.00	01/19/16	12/31/22
Zhuzhou Brownfield Remediation	150.00		150.00	03/31/16	12/31/21
Hebei Air Pollution Prevention and Control Program	500.00		500.00	06/06/16	12/31/19
Ningbo Sustainable Urbanization	150.00		150.00	07/15/16	11/30/21
Second Gansu Cultural and Natural Heritage Protection	100.00		100.00	02/24/17	12/31/23
Poyang Lake Basin Town Water Environment Management	150.00		150.00	03/16/17	12/31/22
Zhejiang Qiandao Lake and Xin'an River Basin Water Resources and Ecological Environment Protection	150.00		150.00	06/06/18	06/30/24

## World Bank-Supported Projects, by Sector

(As of June 30, 2021)

Project Name	Unit: US\$ million			Approval Date	Closing Date
	IBRD	IDA	Total		
Jiangxi Integrated Rural and Urban Water Supply and Wastewater Management	200.00		200.00	06/06/18	06/30/24
Liaoning Safe and Sustainable Urban Water Supply	250.00		250.00	06/06/18	06/30/23
Hezhou Urban Water Infrastructure and Environment Improvement	150.00		150.00	06/13/18	06/30/24
Green Urban Financing and Innovation	200.00		200.00	05/21/19	06/30/25
Shaanxi Sustainable Towns Development	100.00		100.00	05/28/19	12/31/25
Gansu Revitalization and Innovation	180.00		180.00	06/04/19	06/30/25
Forest Ecosystem Improvement in the Upper Reaches of Yangzi River Basin Program	150.00		150.00	12/19/19	12/31/23
Sichuan Water Supply and Sanitation PPP Project	100.00		100.00	03/03/20	12/31/26
China: Jiangxi Eco-industrial Parks Project	200.00		200.00	06/18/20	12/31/26
China Plastic Waste Reduction Project	430.00		430.00	06/24/21	12/31/27
<b>Subtotal</b>	<b>11379.30</b>	<b>1128.80</b>	<b>12508.10</b>		
<b>Governance, Finance and Technical Assistance</b>					
Technical Cooperation		10.00	10.00	09/13/83	12/31/88
Technical Cooperation Credit II		20.00	20.00	03/04/86	06/30/94
Planning Support and Special Study		20.70	20.70	06/30/87	12/31/94
Financial Sector Technical Assistance		60.00	60.00	09/29/92	09/30/02
Reform Institutional Support and Preinvestment		50.00	50.00	12/15/92	12/31/03
Environmental Technical Assistance		50.00	50.00	06/22/93	12/31/05
Economic Law Reform		10.00	10.00	10/18/94	06/30/04
Fiscal Technical Assistance	25.00	25.00	50.00	04/25/95	12/31/02
Accounting Reform and Development	27.40	5.60	33.00	02/23/99	12/31/07
Technical Cooperation Credit IV	10.00	35.00	45.00	05/18/99	10/31/07
Pension Reform		5.00	5.00	06/04/99	12/31/05
Enterprise Reform		5.00	5.00	06/29/99	12/31/05
Supplemental Financial Sector Technical Assistance	8.00		8.00	08/01/00	
Economic Reform Implementation	20.00		20.00	04/11/06	12/31/13
Micro and Small Enterprise Finance	100.00		100.00	06/19/07	06/30/11
Economic Transformation and Institutional Capacity Building	35.00		35.00	05/22/14	10/31/21
Building a Modern Fiscal System Technical Assistance	22.00		22.00	04/29/16	07/31/22
Hunan Fiscal Sustainability Development Policy Financing	200.00		200.00	01/10/17	12/31/17
Chongqing-Dadukou District Fiscal Sustainability Development Policy Financing	200.00		200.00	01/10/17	12/31/17
Green Finance Demonstration Project	200.00		200.00	06/24/21	12/31/27
Hunan Subnational Governance and Rural Public Service Delivery Program for Results	200.00		200.00	02/23/21	05/31/26
<b>Disaster Relief</b>					
North China Earthquake Reconstruction		30.00	30.00	02/08/90	12/31/92
Hebei Earthquake Reconstruction		28.40	28.40	05/28/98	12/31/00
Yangtze Flood Emergency Rehabilitation	40.00	40.00	80.00	02/09/99	06/30/02
Wenchuan Earthquake Recovery	710.00		710.00	02/12/09	06/30/14
Lushan Earthquake Reconstruction and Risk Reduction	300.00		300.00	10/13/16	06/30/22



## World Bank-Supported Projects, by Sector

(As of June 30, 2021)

Project Name		Unit: US\$ million			Approval Date	Closing Date
		IBRD	IDA	Total		
Subtotal		2097.40	394.70	2492.10		
Partial Guarantees						
1994	Yangzhou Thermal Power	\$90m plus \$30m equivalent in Japanese Yen				
1995	Zhejiang Power Development	\$100m plus \$50m equivalent in Japanese Yen				
1996	Ertan II Hydroelectric	\$100m plus \$50m equivalent in DM				
Emergency Programs						
1997	Earthquake Reconstruction	\$67.3m				
2001	Snowstorm Emergency Recovery	\$10.2m				
2003	SARS and Infectious Diseases Response	\$11.5m				

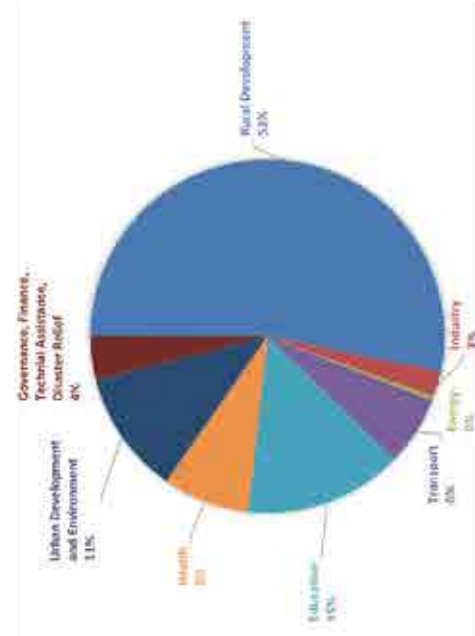
### Summary of the World Bank Supported Projects in China, by Sector (1981 - 2021)

Sector	Unit: US\$ million		
	IBRD	IDA	Total
Rural Development	9078.57	5288.60	14367.17
Industry	2773.40	239.30	3012.70
Energy	9407.73	37.00	9444.73
Transport	18471.00	629.60	19100.60
Education	865.30	1442.10	2307.40
Health	1654.00	786.60	2440.60
Urban Development and Environment	11379.30	1128.80	12508.10
Governance, Finance, Technical Assistance and Disaster Relief	2097.40	394.70	2492.10
<b>Grand Total</b>	<b>55726.70</b>	<b>9946.70</b>	<b>65673.40</b>
Note			

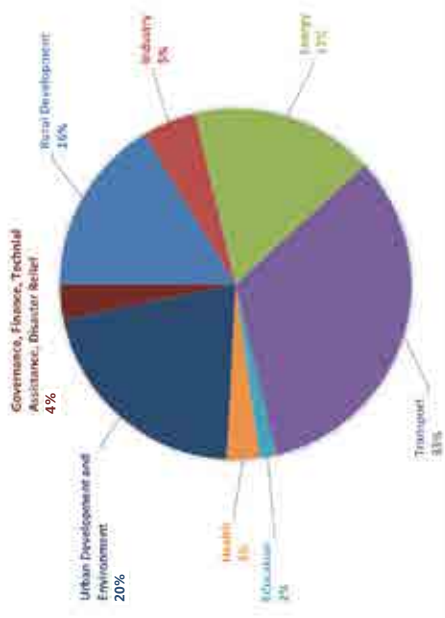
1. The amounts of loans & credits of the projects are based on commitments.

2. All the emergency programs are financed through a reallocation, using savings from other projects.

IDA Lending by Sector (1981–1999)



IBRD Lending by Sector (1981–2021)



## World Bank-Supported Projects, by Province

(As of June 30, 2021)

		US\$ Million			% of Total
FY	Project Name	IBRD	IDA	Combined	Total Lending
ANHUI					
82	North China Plain Agriculture		24.00		
84	Polytechnic and TV Universities		2.20		
84/86	Industrial Credit II, III				
81/85	University Development I, II	N/A	N/A	16.20	
85	Pishihang-Chaohu Area Development	17.00	75.00		
85	Seeds	N/A	N/A		
86	Provincial Universities		3.90		
87/89	Industrial Credit IV, V	20.50	0.40		
88	Rural Credit III		11.00		
88	Rural Sector Adjustment Loan	N/A	N/A		
88	Teacher Training		1.70		
89	Textbook Development		1.00		
90	National Afforestation		17.00		
91	Irrigation Agriculture Intensification	51.30	65.80		
92	Regional Cement Industry	46.80			
92	Infectious and Endemic Disease Control		7.70		
93	Effective Teaching Services		4.80		
93	Grain Distribution and Marketing	3.25	1.65		
94	Rural Health Workers Development		14.30		
94	Forest Resource Development and Protection		8.97		
95	Iodine Deficiency Disorders Control			0.58	
96	Third Basic Education		18.52		
98	Forestry Development in Poor Areas			19.00	
98	Irrigated Agriculture Intensification II*	44.69			
98	Basic Health Services	N/A	N/A		
99	Anhui Provincial Highway	200.00			
99	Fourth Rural Water Supply and Sanitation	4.87	9.14		
99	Higher Education Reform	N/A	N/A		
2000	Smallholder Cattle Development	24.00			
2001	Huai River Pollution Control	71.26			
2002	Sustainable Forestry Development	N/A			
2003	Anhui Provincial Highway II	250.00			
2005	Agricultural Technology Transfer	N/A			
2006	Irrigated Agriculture Intensification Loan III	N/A			
2008	Bengbu Integrated Environment Improvement	100.00			
2008	Anhui Highway Rehabilitation and Improvement	200.00			
2008	Rural Migrant Skills Development and Employmen	N/A			
2009	Eco-Farming	25.00			
2010	Anhui Medium Cities Urban Transport	100.00			
2010	Integrated Forestry Development	22.00			
2010	Huai River Basin Flood Management and Drainage Improvement	80.00			
2011	Anhui Shaying River Channel Improvement	100.00			

## World Bank-Supported Projects, by Province

(As of June 30, 2021)

FY	Project Name	US\$ Million			% of Total Lending
		IBRD	IDA	Combined	
2013	Ma'anshan Cihu River Basin Improvement	100.00			
2013	Anhui Xuancheng Infrastructure for Industry Relocation	150.00			
2014	Anhui Yellow Mountain New Countryside Demonstration	100.00			
2015	Huainan Mining Area Rehabilitation	100.00			
2017	Anhui Road Maintenance Innovation and Demonstration	150.00			
2017	Health Reform Program-for-Results	N/A			
2018	Anhui Aged Care System Demonstration	118.00			
2019	Anhui Rural Road Resilience PforR	200.00			
		<b>2278.67</b>	<b>267.08</b>	<b>35.78</b>	<b>2581.53 4.01%</b>
<b>BEIJING</b>					
81/85	University Development I, II	N/A	N/A		
83/84	Agriculture Education I, II	N/A	N/A		
83/84/86	Industrial Credit I, II, III			13.50	
84	Polytechnic and TV Universities		3.90		
85	Rural Water Supply		7.70		
86	Provincial Universities		5.10		
86	Freshwater Fisheries		8.40		
87	Fertilizer Rationalization	13.50			
87	Beijing-Tianjin-Tanggu Expressway	5.45	92.06		
88	Teacher Training		1.20		
87/89	Industrial Credit IV, V	15.60			
89	Integrated Regional Health		0.40		
90	Vocational and Technical Education		6.50		
91	Rural Credit IV			20.00	
91	Key Studies Development	N/A	N/A		
92	Beijing Environment	45.00	80.00		
93	Agricultural Support Services		8.32		
93	Grain Distribution and Marketing	8.46	4.30		
95	Southwest Poverty Reduction		10.00		
95	Enterprise Housing and Social Security	132.40	36.10		
98	Energy Conservation	21.00			
2000	Beijing Environment II	349.00			
2013	Beijing Rooftop Solar Photovoltaic Scale-Up (Sunshine Schools)	120.00			
2016	Innovative Financing for Air Pollution Control in Jing-Jin-Ji	N/A			
2016	Building a Modern Fiscal System Technical Assistance	22.00			
2021	Green Finance Demonstration Project	200.00			
		<b>932.41</b>	<b>263.98</b>	<b>33.50</b>	<b>1229.89 1.87%</b>
<b>CHONGQING</b>					
85	Rural Water Supply		2.20		
86	Freshwater Fisheries		6.90		
88	Sichuan Highway	30.00			
91	Mid-Yangtze Agricultural Development		25.00		

## World Bank-Supported Projects, by Province

(As of June 30, 2021)

FY	Project Name	US\$ Million			% of Total Lending
		IBRD	IDA	Combined	
92	Infectious and Endemic Disease Control		3.30		
93	Sichuan Agricultural Development		23.60		
94	Forest Resource Development and Protection		13.00		
95	Basic Education in Poor and Minority Areas		3.30		
95	Maternal and Child Health		5.00		
96	Chongqing Industrial Pollution	170.00			
98	Basic Health Services	N/A	N/A		
99	Higher Education Reform	N/A	N/A		
2000	Chongqing Urban Environment	200.00			
2002	Tuberculosis Control	N/A			
2005	Chongqing Small Cities Infrastructure Improvement	180.00			
2006	Changjiang and Pearl River Watershed Rehabilitation	N/A			
2009	Eco-Farming	23.00			
2010	Chongqing Urban-Rural Integration	84.00			
2010	Sustainable Development in Poor Rural Areas	24.00			
2012	Chongqing Urban Rural Integration Project II-Health	100.00			
2014	Integrated Modern Agriculture Development	23.00			
2015	Sichuan Chongqing Cooperation: Guang'an Demonstration Area Infrastructure Development	N/A			
2015	Chongqing Small Towns Water Environment Management	100.00			
2017	Chongqing-Dadukou District Fiscal Sustainability Development Policy Financing	200.00			
2021	China Plastic Waste Reduction Project	N/A			
		<b>1134.00</b>	<b>82.30</b>	<b>0.00</b>	<b>1216.30 1.85%</b>
<b>FUJIAN</b>					
81/85	University Development I, II	N/A	N/A		
83/84	Agriculture Education I, II	N/A	N/A		
83/84/86	Industrial Credit I, II, III			12.20	
84	Polytechnic and TV Universities		0.60		
85	Seeds	N/A	N/A		
86	Rural Credit II		45.00		
86	Provincial Universities		4.00		
87	Red Soils I		40.00		
87	Shuikou Hydroelectric	140.00			
87	Industrial Credit IV	5.10	1.80		
89	Xiamen Port	36.00			
89	Textbook Development		0.70		
90	Vocational and Technical Education		1.20		
90	National Afforestation		26.00		
91	Rural Credit IV			10.00	
92	Ship Waste Disposal			3.20	
93	Shuikou II	100.00			
93	Effective Teaching Services		5.60		

# World Bank-Supported Projects, by Province

(As of June 30, 2021)

FY	Project Name	US\$ Million			% of Total Lending
		IBRD	IDA	Combined	
94	Fujian Provincial Highway	140.00			
94	Rural Health Workers Development		18.70		
94	Forest Resource Development and Protection		9.87		
94	Red Soils II		30.00		
95	Iodine Deficiency Disorders Control			0.03	
96	Third Basic Education		7.00		
98	Sustainable Coastal Development	70.00			
99	Fourth Rural Water Supply and Sanitation	3.48	6.51		
99	Fujian Highway II	200.00			
99	Health IX	N/A	N/A		
2002	Tuberculosis Control	N/A			
2005	Renewable Energy Scale-up Program	67.00			
2006	Fuzhou Nantai Peri-Urban Development	100.00			
2007	Fujian Highway Sector Investment	320.00			
2011	Fujian Highway Sector Investment Additional Financing	50.00			
2013	Fujian Meizhou Bay Navigation Improvement	50.00			
2014	Fujian Fishing Ports	60.00			
2017	Health Reform Program-for-Results	N/A			
		1341.58	196.98	25.43	1563.99 2.43%
GANSU					
81/85	University Development I, II	N/A	N/A		
84	Polytechnic and TV Universities		0.60		
86	Provincial Universities		2.40		
86	Rural Health and Preventive Medicine	N/A	N/A		
87	Gansu Provincial Development	20.00	150.39		
92	Rural Water Supply and Sanitation		18.00		
92	Infectious and Endemic Disease Control		2.30		
94	Loess Plateau Watershed Rehabilitation		40.50		
95	Comprehensive Maternal and Child Health		8.00		
95	Iodine Deficiency Disorders Control			0.40	
96	Gansu Hexi Corridor	60.00	90.00		
96	Third Basic Education		18.17		
96	Disease Prevention	N/A	N/A		
98	Tri-Provincial Highway	100.00			
98	Basic Health Services	N/A	N/A		
99	Second Loess Plateau Watershed Rehabilitation	32.00	13.00		
99	Gansu and Inner Mongolia Poverty Reduction	23.40	46.60		
99	Renewable Energy	N/A	N/A		
2002	Tuberculosis Control	N/A			
2002	Sustainable Forestry Development	N/A			
2002	National Railway	N/A			
2004	Basic Education in Western Areas	NA			
2004	Gansu and Xinjiang Pastoral Development	38.27			
2008	Gansu Cultural and Natural Heritage Protection and Development	38.40			

## World Bank-Supported Projects, by Province

(As of June 30, 2021)

FY	Project Name	US\$ Million			% of Total	
		IBRD	IDA	Combined	Total	Lending
2009	Wenchuan Earthquake Recovery	200.00				
2012	Gansu Qingyang Urban Infrastructure Improvement	100.00				
2012	Integrated Economic Development of Small Towns	50.00				
2014	Integrated Modern Agriculture Development	25.00				
2015	Gansu Rural-Urban Integration	150.00				
2015	Poverty Alleviation and Agriculture-based Industry Pilot and Demonstration in Poor Areas	60.00				
2017	Second Gansu Cultural and Natural Heritage Protection and Development	100.00				
2017	Gansu Technical and Vocational Education and Training	120.00				
2019	Gansu Revitalization and Innovation	180.00				
		<b>1297.07</b>	<b>389.96</b>	<b>0.40</b>	<b>1687.43</b>	<b>2.62%</b>
<b>GUANGDONG</b>						
81/85	University Development I, II	N/A	N/A			
83	Three Ports (Huangpu)	30.40				
84	Polytechnic and TV Universities		3.90			
84	Rubber Development		100.00			
84/86	Industrial Credit II, III			4.10		
85	Forestry Development		16.00			
85	Seeds	N/A	N/A			
86	Provincial Universities		5.20			
87/89	Industrial Credit IV, V	44.10	1.60			
88	Huangpu Port	63.00	25.00			
88	Teacher Training		2.50			
89	Textbook Development		1.40			
90	Vocational and Technical Education		1.30			
90	National Afforestation		26.00			
91	Rural Credit IV			25.00		
92	Guangdong Agricultural Development		162.00			
92	Ship Waste Disposal			5.00		
92	Infectious and Endemic Disease		4.60			
93	Effective Teaching Services		5.60			
93	Guangdong Provincial Highway	240.00				
94	Forest Resource Development and Protection		9.10			
95	Iodine Deficiency Disorders Control			0.71		
96	Labor Market Development	N/A	N/A			
97	Vocational Education Reform			5.52		
97	Hunan-Guangdong Highway	200.00				
98	Guangzhou City Center Transport	200.00				
98	National Highway III	70.00				
98	Inland Waterways II	70.00				
2004	Fourth Inland Waterways	45.54				
2004	Guangdong Pearl River Delta Urban Environment	128.00				
2007	Second Guangdong Pearl River Delta Urban Environment	96.00				

## World Bank-Supported Projects, by Province

(As of June 30, 2021)

FY	Project Name	US\$ Million			% of Total	
		IBRD	IDA	Combined	Total	Lending
2009	Technical and Vocational Education and Training	20.00		20.00		
2009	GuiGuang Railway	N/A				
2009	NanGuang Railway	N/A				
2012	Integrated Economic Development of Small Towns	50.00				
2013	Guangdong Social Security Integration and Rural Worker Training	80.00				
2014	Guangdong Agricultural Pollution Control	100.00				
2018	Guangdong Compulsory Education	120.00				
2021	China Food Safety Improvement Project	N/A				
		1557.04	364.20	60.33	1981.57	3.02%
<b>GUANGXI</b>						
83/84	Agriculture Education I, II	N/A	N/A			
84	Rural Credit I		50.00			
84	Polytechnic and TV Universities		0.60			
84/86	Industrial Credit II, III			5.90		
85	Forestry Development		2.00			
86	Yantan Hydroelectric	51.94				
87/89	Industrial Credit IV, V	15.60	0.70			
90	National Afforestation		19.00			
91	Rural Credit IV			13.00		
92	Rural Water Supply and Sanitation		21.00			
93	Effective Teaching Services		6.40			
93	Agricultural Support Services		11.31			
93	Grain Distribution and Marketing	17.04	8.66			
94	Red Soils II		30.00			
94	Forest Resource Development and Protection		18.93			
95	Comprehensive Maternal and Child Health		8.00			
95	Basic Education in Poor and Minority Areas		19.00			
95	Inland Waterways	80.00				
95	Iodine Deficiency Disorders Control			0.02		
95	Southwest Poverty Reduction	47.50	66.00			
96	Disease Prevention	N/A	N/A			
98	Forestry Development in Poor Areas			22.00		
98	Guangxi Urban Environment	72.00	20.00			
99	Health IX	N/A	N/A			
99	Higher Education Reform	N/A	N/A			
2000	Guangxi Highway	200.00				
2004	Basic Education in Western Areas	N/A				
2004	Fourth Inland Waterways	44.55				
2005	Liuzhou Environment Management	100.00				
2005	Poor Rural Communities Development	40.00				
2007	Guangxi Integrated Forestry Development and Conservation	100.00				
2009	NanGuang Railway	N/A				
2009	Eco-Farming	28.00				
2010	Nanning Urban Environment	100.00				



## World Bank-Supported Projects, by Province

(As of June 30, 2021)

FY	Project Name	US\$ Million			% of Total	
		IBRD	IDA	Combined	Total	Lending
2011	Liuzhou Environment Management Phase II	150.00				
2013	Guangxi Laibin Water Environment	80.00				
2015	Guilin Integrated Environment Management	100.00				
2017	Guangxi Rural Poverty Alleviation Pilot	100.00				
2018	Hezhou Urban Water Infrastructure and Environment Improvement	150.00				
2018	Guangxi Poverty Reduction Program-for-Results	400.00				
		<b>1876.63</b>	<b>281.60</b>	<b>40.92</b>	<b>2199.15</b>	<b>3.41%</b>
<b>GUIZHOU</b>						
83/84	Agriculture Education I, II	N/A	N/A			
84	Polytechnic and TV Universities		0.60			
86	Provincial Universities		3.60			
88	Rural Credit III		15.00			
88	Phosphate Development	58.24				
88	Rural Sector Adjustment Loan	N/A	N/A			
89	Textbook Development		1.40			
90	National Afforestation		22.00			
92	Education Development in Poor Provinces		18.70			
94	Rural Health Workers Development		18.70			
94	Forest Resource Development and Protection		6.49			
95	Southwest Poverty Reduction		62.00			
96	Disease Prevention	N/A	N/A			
97	Fourth Basic Education	N/A	N/A			
98	Forestry Development in Poor Areas			19.00		
98	Basic Health Services	N/A	N/A			
99	Fourth Rural Water Supply and Sanitation	4.16	7.84			
99	Health IX	N/A	N/A			
99	Higher Education Reform	N/A	N/A			
2002	Tuberculosis Control	N/A				
2002	Sustainable Forestry Development	N/A				
2006	Changjiang and Pearl River Watershed Rehabilitation	N/A				
2007	Third National Railway	N/A				
2008	Guiyang Transport	100.00				
2009	GuiGuang Railway	N/A				
2009	NanGuang Railway	N/A				
2009	Guizhou Cultural and Natural Heritage Protection and Development	60.00				
2014	Guiyang Rural Roads	150.00				
2015	Guizhou Rural Development	100.00				
2015	Poverty Alleviation and Agriculture-based Industry Pilot and Demonstration in Poor Areas	50.00				
2016	Guizhou Tongren Rural Transport	150.00				
2019	Guizhou Aged Care System Development	350.00				
		<b>1022.40</b>	<b>156.33</b>	<b>19.00</b>	<b>1197.73</b>	<b>0.02%</b>
<b>HAINAN</b>						

## World Bank-Supported Projects, by Province

(As of June 30, 2021)

FY	Project Name	US\$ Million			% of Total	
		IBRD	IDA	Combined	Total	Lending
84	Rubber Development		60.00			
85	Seeds	N/A	N/A			
89	Industrial Credit V	4.00				
90	National Afforestation		4.00			
92	Daguangba Multipurpose	30.00	37.00			
92	Infectious and Endemic Disease Control		0.90			
93	Effective Teaching Services		2.00			
97	Fourth Basic Education	N/A	N/A			
99	Fourth Rural Water Supply and Sanitation	3.48	6.51			
99	Health IX	N/A	N/A			
2002	Sustainable Forestry Development	N/A				
2020	Emerging Infectious Diseases Prevention, Preparedness and Response Project	175				
		<b>212.48</b>	<b>110.41</b>	<b>0.00</b>	<b>322.89</b>	<b>0.50%</b>
<b>HEBEI</b>						
81/85	University Development I, II	N/A	N/A			
83/84/86	Industrial Credit I, II, III			33.80		
84	Polytechnic and TV Universities		0.80			
85	Fertilizer and Energy Saving	11.10				
86	Provincial Universities		4.50			
87	Beijing-Tianjin-Tanggu Expressway	1.14	5.70			
87	Fertilizer Rationalization	13.50				
87/89	Industrial Credit IV, V	25.40	1.60			
88	Rural Sector Adjustment Loan	N/A	N/A			
90	North China Earthquake Reconstruction		6.60			
90	National Afforestation		16.00			
90	Hebei Agricultural Development		149.88			
92	Infectious and Endemic Disease Control		6.20			
93	Agricultural Support Services		10.93			
93	Effective Teaching Services		7.10			
94	Rural Health Workers Development		18.70			
94	National Highway	240.00				
94	Forest Resource Development and Protection		12.72			
95	Iodine Deficiency Disorders Control			1.62		
96	Disease Prevention	N/A	N/A			
96	Third Basic Education		21.00			
98	Sustainable Coastal Resources Development	10.00				
98	Forestry Development in Poor Areas			12.00		
98	Hebei Earthquake Reconstruction		28.40			
98	Irrigated Agriculture Intensification II*	43.35				
99	Container Transport	15.60				
2000	Smallholder Cattle Development	23.50				
2000	Hebei Urban Environment	150.00				
2001	Shijiazhuang Urban Transport	100.00				
2002	Tuberculosis Control	N/A				
2002	Sustainable Forestry Development	N/A				
2006	Irrigated Agriculture Intensification Loan III	N/A				

## World Bank-Supported Projects, by Province

(As of June 30, 2021)

FY	Project Name	US\$ Million			% of Total	
		IBRD	IDA	Combined	Total	Lending
2008	ShiZheng Railway	N/A				
2010	Integrated Forestry Development	20.00				
2012	Water Conservation II	20.00				
2015	Hebei Rural Renewable Energy Development	71.50				
2016	Hebei Clean Heating	100.00				
2016	Hebei Air Pollution Prevention and Control Program	500.00				
2016	Innovative Financing for Air Pollution Control in Jing-Jin-Ji	N/A				
		<b>1345.09</b>	<b>290.13</b>	<b>47.42</b>	<b>1682.64</b>	<b>2.61%</b>
<b>HEILONGJIANG</b>						
81/85	University Development I, II	N/A	N/A			
83	Petroleum I (Daqing)	161.88				
83	State Farms I	25.10	45.00			
83/84	Agriculture Education I, II	N/A	N/A			
84	Polytechnic and TV Universities		2.10			
84	Rural Health and Medical Education	N/A	N/A			
85	Forestry Development		16.00			
86	Industrial Credit III			1.40		
86	Provincial Universities		5.30			
86	Freshwater Fisheries (Harbin)		7.80			
87/89	Industrial Credit IV, V	23.70	1.20			
88	Teacher Training		2.30			
88	Daxing'anling Forestry		33.97			
88	Rural Sector Adjustment Loan	N/A	N/A			
89	Textbook Development		1.30			
92	Infectious and Endemic Disease Control		5.30			
93	Grain Distribution and Marketing	50.15	25.46			
93	Agricultural Support Services		10.21			
93	Effective Teaching Services		4.60			
94	Telecommunications	25.00				
94	Forest Resource Development and Protection		18.63			
95	Iodine Deficiency Disorders Control			0.14		
97	Fourth Basic Education	N/A	N/A			
97	Heilongjiang Agricultural Development	120.00				
99	Pension Reform	N/A	N/A			
2005	Agricultural Technology Transfer	N/A				
2006	Heilongjiang Dairy	100.00				
2014	Heilongjiang Cold Weather Smart Public Transport System	200.00				
2014	Hajia Railway	300.00				
		<b>1005.83</b>	<b>179.17</b>	<b>1.54</b>	<b>1186.54</b>	<b>1.84%</b>
<b>HENAN</b>						
82	North China Plain Agriculture		18.00			
83/84	Agriculture Education I, II	N/A	N/A			
84	Polytechnic and TV Universities		2.10			

## World Bank-Supported Projects, by Province

(As of June 30, 2021)

FY	Project Name	US\$ Million			% of Total Lending
		IBRD	IDA	Combined	
84	Industrial Credit II			1.90	
85	Seeds	N/A	N/A		
86	Provincial Universities		4.20		
87	Fertilizer Rationalization	14.10			
88	Teacher Training		3.70		
88	Pharmaceuticals (Zhong Yuan)	126.66			
88	Rural Credit III		40.00		
88	Rural Sector Adjustment Loan	N/A	N/A		
89	Textbook Development		2.30		
90	Vocational and Technical Education		1.50		
90	National Afforestation		15.00		
91	Henan Agricultural Development		110.00		
91	Medium Sized Cities Development (Luoyang)	24.80	27.60		
92	Yanshi Thermal Power	178.85			
93	Henan Provincial Highway	120.00			
93	Agricultural Support Services		4.14		
93	Effective Teaching Services		9.90		
94	Forest Resource Development and Protection		5.92		
94	Rural Health Workers Development		20.90		
94	Xiaolangdi Resettlement		88.00		
94	Xiaolangdi Multipurpose	460.00			
94	National Highway	140.00			
95	Iodine Deficiency Disorders Control			2.19	
96	Second Henan Provincial Highway	210.00			
96	Third Basic Education		22.31		
96	Disease Prevention	N/A	N/A		
96	Henan (Qinbei) Thermal Power	440.00			
97	Xiaolangdi Multipurpose II	430.00			
98	Forestry Development in Poor Areas			19.00	
98	Irrigated Agriculture Intensification II*	49.48			
98	Basic Health Services	N/A	N/A		
2000	Smallholder Cattle Development	24.00			
2000	Third Henan Highway	150.00			
2002	Tuberculosis Control	N/A			
2002	Sustainable Forestry Development	N/A			
2006	Irrigated Agriculture Intensification Loan III	N/A			
2006	Henan Towns Water Supply and Sanitation	150.00			
2008	ShiZheng Railway	N/A			
2010	Henan Ecological Livestock	80.00			
2010	Sustainable Development in Poor Rural Areas	36.00			
2010	Huai River Basin Flood Management and Drainage Improvement	15.00			
2014	Jiaozuo Green Transport and Safety Improvement	100.00			
2015	Zhengzhou Urban Rail	250.00			
2020	Henan Green Agriculture Fund Project	300.00			
		<b>3298.89</b>	<b>375.57</b>	<b>23.09</b>	<b>3697.55 5.74%</b>

## World Bank-Supported Projects, by Province

(As of June 30, 2021)

		(As of June 30, 2021)			
FY	Project Name	US\$ Million			% of Total Lending
		IBRD	IDA	Combined	
HUBEI					
81/85	University Development I, II	N/A	N/A		
84	Polytechnic and TV Universities		4.30		
83/84	Agriculture Education I, II	N/A	N/A		
83/84/86	Industrial Credit I, II, III			22.70	
85	Forestry Development		0.22		
86	Provincial Universities		3.90		
86	Rural Health and Preventive Medicine		7.49		
87/89	Industrial Credit IV, V	24.30	4.80		
88	Rural Credit III		15.00		
88	Teacher Training		3.10		
89	Textbook Development		2.10		
89	Hubei Phosphate	137.00			
90	National Afforestation		20.00		
90	Vocational and Technical Education		2.23		
91	Rural Credit IV			15.00	
91	Medium Sized Cities (Shashi)	22.40	24.90		
91	Mid-Yangtze Agricultural Development		22.00		
91	Key Studies Development	N/A	N/A		
92	Infectious and Endemic Disease Control		25.37		
92	Education Development in Poor Provinces		15.90		
93	Grain Distribution and Marketing	3.71	1.87		
94	Forest Resources Development and Protection		27.12		
95	Yangtze Basin Water Resources	38.10	41.90		
95	Iodine Deficiency Disorders Control			2.73	
96	Hubei Environment	125.00	25.00		
96	Labor Market Development	5.13	2.66		
96	Disease Prevention		10.49		
96	Seed Sector Commercialization	6.44	1.59		
97	National Rural Water III		17.92		
98	Forestry Development in Poor Areas	7.50	7.50		
98	National Highway III	250.00			
99	Yangtze Flood Emergency Rehabilitation	13.70	13.30		
99	Fourth National Highway	150.00			
2000	Yangtze Dike Strengthening	168.70			
2002	Tuberculosis Control	N/A			
2002	Sustainable Forestry Development	N/A			
2003	Hubei Xiaogan-Xiangfan Highway	150.00			
2004	Wuhan Urban Transport	200.00			
2004	Hubei Shiman Highway	200.00			
2006	Fifth Inland Waterways	100.00			
2006	Changjiang and Pearl River Watershed Rehabilitation	N/A			
2008	Han River Urban Environment Improvement	84.00			
2009	Hubei Yiba Highway	150.00			

## World Bank-Supported Projects, by Province

(As of June 30, 2021)

FY	Project Name	US\$ Million			% of Total	
		IBRD	IDA	Combined	Total	Lending
2009	Eco-Farming	20.00				
2010	Wuhan Second Urban Transport	100.00				
2012	Hubei Xiangyang Urban Transport	100.00				
2016	Hubei Jingzhou Historic Town conservation	100.00				
2016	Hubei Xiaogan Logistics Infrastructure	100.00				
2016	Wuhan Integrated Transport Development	120.00				
2017	Three Gorges Modern Logistics Center	200.00				
2018	Hubei Inland Waterway Improvement	150.00				
2020	Hubei Smart and Sustainable Agriculture Project	150.00				
		<b>2875.98</b>	<b>300.66</b>	<b>40.43</b>	<b>3217.07</b>	<b>4.99%</b>
<b>HUNAN</b>						
81/85	University Development I, II	N/A	N/A			
84	Polytechnic and TV Universities		2.00			
84/86	Industrial Credit I, II			2.00		
85	Seeds	N/A	N/A			
86	Rural Credit II		45.00			
86	Provincial Universities		4.20			
88	Teacher Training		2.50			
87/89	Industrial Credit IV, V	13.00	3.00			
89	Textbook Development		1.80			
90	Vocational and Technical Education		2.50			
90	National Afforestation		27.00			
91	Rural Credit IV			10.00		
92	Rural Water Supply and Sanitation		27.00			
92	Infectious and Endemic Disease Control		23.40			
92	Education Development in Poor Provinces		16.00			
93	Agricultural Support Services		7.52			
93	Grain Distribution and Marketing	9.75	4.95			
94	Forest Resource Development and Protection		10.98			
94	Red Soils II		25.50			
95	Inland Waterways	90.00				
95	Iodine Deficiency Disorders Control			1.36		
95	Yangtze Basin Water Resources	61.90	68.10			
97	Hunan-Guangdong Highway	200.00				
97	Fourth Basic Education	N/A	N/A			
98	Forestry Development in Poor Areas			16.00		
98	Hunan Power Development	300.00				
99	Yangtze Flood Emergency Rehabilitation			26.50		
99	Fourth National Highway	200.00				
99	Health IX	N/A	N/A			
2000	Yangtze Dike Strengthening	29.30				
2001	Third Inland Waterways	100.00				
2002	Tuberculosis Control	N/A				
2002	Sustainable Forestry Development	N/A				
2004	Second National Railways	NA				



## World Bank-Supported Projects, by Province

(As of June 30, 2021)

FY	Project Name	US\$ Million			% of Total Lending
		IBRD	IDA	Combined	
2005	Hunan Urban Development	172.00			
2005	Agricultural Technology Transfer	N/A			
2009	Eco-Farming	24.00			
2012	Integrated Economic Development of Small Towns	50.00			
2013	Hunan Forest Restoration and Development	80.00			
2014	Integrated Modern Agriculture Development	25.00			
2016	Zhuzhou Brownfield Remediation	150.00			
2017	Hunan Fiscal Sustainability Development Policy Financing	200.00			
2018	Hunan Integrated Management of Agricultural Land Pollution	100.00			
2021	Hunan Subnational Governance and Rural Public Service Delivery Program for Results	200.00			
		<b>2004.95</b>	<b>271.45</b>	<b>55.86</b>	<b>2332.3 3.55%</b>
<b>INNER MONGOLIA</b>					
83/84	Agriculture Education I, II	N/A	N/A		
84	Polytechnic and TV Universities		0.6		
84/86	Industrial Credit II, III			5.60	
85	Seeds	N/A	N/A		
87/89	Industrial Credit IV, V	2.90	0.30		
88	Northern Irrigation		66		
88	Teacher Training		1.50		
88	Daxing'anling Forestry		19.55		
89	Textbook Development		1.00		
89	Inner Mongolia Railway	70.00	80		
91	Rural Credit IV			23.00	
92	Rural Water Supply and Sanitation		10		
93	Effective Teaching Services		3.00		
93	Grain Distribution and Marketing	15.01	7.62		
94	Loess Plateau Watershed Rehabilitation		34.50		
95	Second Basic Education		16		
95	Comprehensive Maternal and Child Health		10.60		
95	Iodine Deficiency Disorders Control			0.04	
97	Tuoketuo Thermal Power	400.00			
98	Tri-Provincial Highway	80.00			
99	Second Loess Plateau Watershed Rehabilitation	14.00	10.00		
99	Container Transport	6.89			
99	Gansu and Inner Mongolia Poverty Reduction	23.30	26.70		
99	Higher Education Reform	N/A	N/A		
99	Renewable Energy	N/A	N/A		
2002	Tuberculosis Control	N/A			
2002	Inner Mongolia Highway	100.00			
2005	Inner Mongolia Transport and Trade Corridor	100.00			
2006	Follow Up to Renewable Energy Scale-Up Program Phase I	N/A			
2011	Bayannaoer Water Comprehensive Environment Management	80.00			
		<b>892.10</b>	<b>287.37</b>	<b>28.64</b>	<b>1208.11 1.87%</b>

# World Bank-Supported Projects, by Province

(As of June 30, 2021)

(As of June 30, 2021)					
FY	Project Name	US\$ Million			% of Total Lending
		IBRD	IDA	Combined	
JIANGSU					
81/85	University Development I, II	N/A	N/A		
84	Polytechnic and TV Universities		5.70		
83/84/86	Industrial Credit I, II, III			95.20	
85	Power II	110.80			
85	Fertilizer and Energy Saving	16.80			
85	Seeds	N/A	N/A		
86	Provincial Universities		4.10		
87/89	Industrial Credit IV , V	40.60	5.20		
88	Coastal Land Development	27.60	41.40		
88	Teacher Training		2.50		
89	Textbook Development		2.40		
90	Vocational and Technical Education		6.40		
91	Rural Industrial Technology(Spark)			67.50	
91	Medium Sized Cities (Changzhou)	32.20	36.50		
91	Jiangsu Provincial Transport	100.00	53.60		
91	Irrigation Agriculture Intensification	45.90	58.20		
91	Key Studies Development	N/A	N/A		
92	Regional Cement Industry	26.10			
92	Infectious and Endemic Disease Control		2.50		
93	Agriculture Support Services		7.34		
93	Taihu Basin Flood Control	47.00	47.00		
93	Southern Jiangsu Environment	250.00			
93	Grain Distribution and Marketing	10.45	5.34		
94	Telecommunications	75.00			
94	Yangzhou Thermal Power	350.00			
97	Vocational Education Reform			7.19	
98	East China (Jiangsu) Transmission	250.00			
98	Sustainable Coastal Development	10.00			
98	Inland Waterways II	53.00			
98	Irrigated Agriculture Intensification II*	55.96			
99	Higher Education Reform	N/A	N/A		
2003	Yixing Pumped Storage	145.00			
2005	Tai Basin Urban Environment	61.30			
2005	Renewable Energy Scale-up Program	20.00			
2006	Irrigated Agriculture Intensification Loan III	N/A			
2009	Jiangsu Water and Wastewater	130.00			
2010	Huai River Basin Flood Management and Drainage Improvement	80.00			
		1937.71	278.18	169.89	2385.78 3.85%
JIANGXI					
84	Polytechnic and TV Universities		0.60		
85	Seeds	N/A	N/A		
86	Industrial Credit III			0.30	
86	Freshwater Fisheries (Nanchang)		7.2		
89	Textbook Development		1.50		

## World Bank-Supported Projects, by Province

(As of June 30, 2021)

FY	Project Name	US\$ Million			% of Total Lending
		IBRD	IDA	Combined	
89	Jiangxi Provincial Highway		62.1		
89	Integrated Regional Health		17.20		
89	Industrial Credit V	1.50			
90	Jiangxi Agricultural Development		58.91		
90	National Afforestation		26		
90	Vocational and Technical Education		1.50		
91	Rural Credit IV			33	
92	Infectious and Endemic Disease Control		9.30		
93	Effective Teaching Services		6.2		
93	Grain Distribution and Marketing	9.15	4.65		
94	Forest Resource Development and Protection		13.66		
94	Red Soils II		39.00		
95	Comprehensive Maternal and Child Health		10.6		
95	Iodine Deficiency Disorders Control			0.64	
95	Second Basic Education		17		
98	Forestry Development in Poor Areas			20.00	
99	Yangtze Flood Emergency Rehabilitation			26.5	
2001	Second Jiangxi Highway	200.00			
2002	Tuberculosis Control	N/A			
2004	Jiangxi Integrated Agricultural Modernization	100.00			
2004	Second National Railways	N/A			
2006	Third Jiangxi Highway	200.00			
2009	Jiangxi Shihutang Navigation and Hydropower Complex	100.00			
2013	Jiangxi Wuxikou Integrated Flood Management	100.00			
2013	Jiangxi Poyang Lake Basin and Ecological Economic Zone Small Town Development	150.00			
2013	Jiangxi Shangrao Sanqingshan Airport	50.00			
2013	Nanchang Urban Rail	250			
2014	Integrated Modern Agriculture Development	28.00			
2017	Poyang Lake Basin Town Water Environment Management	150.00			
2018	Jiangxi Farm Produce Distribution System Development	150.00			
2018	Jiangxi Integrated Rural and Urban Water Supply and Wastewater Management	200.00			
2020	China: Jiangxi Eco-industrial Parks Project	200.00			
2020	Emerging Infectious Diseases Prevention, Preparedness and Response Project	100.00			
		<b>1988.65</b>	<b>275.42</b>	<b>80.44</b>	<b>2344.51 3.64%</b>
<b>JILIN</b>					
81/85	University Development I, II	N/A	N/A		
84	Rural Health and Medical Education	N/A	N/A		
84	Polytechnic and TV Universities			0.80	
84/86	Industrial Credit II, III			6.20	
85	Seeds	N/A	N/A		
86	Provincial Universities		3.10		

## World Bank-Supported Projects, by Province

(As of June 30, 2021)

FY	Project Name	US\$ Million			% of Total	
		IBRD	IDA	Combined	Total	Lending
86	Rural Health and Preventive Medicine	N/A	N/A			
87/89	Industrial Credit IV , V	15.00	2.70			
89	Textbook Development		1.50			
90	Vocational and Technical Education		1.50			
91	Rural Credit IV			33.00		
91	Rural Industrial Technology(Spark)			26.00		
93	Changchun Water Supply		92.45			
93	Effective Teaching Services		4.40			
93	Agricultural Support Services		4.65			
93	Grain Distribution and Marketing	6.42	32.62			
94	Songliao Plain Agriculture		120.00			
96	Third Basic Education		5.00			
99	Health IX	N/A	N/A			
99	Higher Education Reform	N/A	N/A			
2002	Tuberculosis Control	N/A				
2010	Jilin Agricultural Product Safety and Quality	100.00				
2011	JiTuHun Railway	200.00				
		<b>321.42</b>	<b>268.72</b>	<b>65.20</b>	<b>655.34</b>	<b>1.02%</b>
<b>LIAONING</b>						
81/85	University Development I, II	N/A	N/A			
83/84	Agriculture Education I, II	N/A	N/A			
83/84/86	Industrial Credit I, II, III			13.80		
84	Polytechnic and TV Universities		3.70			
87/89	Industrial Credit IV , V	61.40	3.40			
85	Rural Water Supply		18.8			
85	Fertilizer and Energy Saving	8.70				
85	Seeds	N/A	N/A			
86	Freshwater Fisheries (Shenyang)		5.90			
86	Liaodong Bay Petroleum	14.10				
88	Dalian Port	71.00	25.00			
89	Textbook Development		1.30			
90	Vocational and Technical Education		7.40			
90	National Afforestation		19.00			
91	Liaoning Urban Infrastructure		77.43			
91	Rural Credit IV			33.00		
91	Key Studies Development	N/A	N/A			
92	Ship Waste Disposal			1.90		
92	Infectious and Endemic Disease Control		3.30			
93	Effective Teaching Services		5.00			
93	Agricultural Support Services		5.17			
93	Grain Distribution and Marketing	126.09	64.00			
94	Telecommunications	25.00				
94	Songliao Plain Agricultural Development		85.00			
94	Forest Resource Development and Protection		7.27			
95	Liaoning Environment	110.00				
95	Shenyang Industrial Reform	175.00				
95	Iodine Deficiency Disorders Control			0.91		

## World Bank-Supported Projects, by Province

(As of June 30, 2021)

FY	Project Name	US\$ Million			% of Total	
		IBRD	IDA	Combined	Total	Lending
97	Vocational Education Reform			5.52		
98	Energy Conservation	21.00				
98	Forestry Development in Poor Areas			14.00		
99	Liaoning Urban Transport	150.00				
2001	Liao River Basin	100.00				
2002	Tuberculosis Control	N/A				
2002	Sustainable Forestry Development	N/A				
2006	Liaoning Medium Cities Infrastructure	218.00				
2007	Second Liaoning Medium Cities Infrastructure	173.00				
2008	Liaoning Third Medium Cities Infrastructure	191.00				
2010	Liaoning and Shandong Technical and Vocational Education and Training	20.00				
2010	Integrated Forestry Development	16.00				
2013	Liaoning Coastal Economic Zone Urban Infrastructure and Environmental Management	150.00				
2014	Integrated Modern Agriculture Development	20.00				
2018	Liaoning Safe and Sustainable Urban Water Supply	250.00				
		<b>1900.29</b>	<b>331.67</b>	<b>69.13</b>	<b>2301.09</b>	<b>3.57%</b>
<b>NINGXIA</b>						
84	Polytechnic and TV Universities		0.50			
86	Provincial Universities		1.20			
86	Rural Health and Preventive Medicine	N/A	N/A			
88	Northern Irrigation		37.00			
89	Textbook Development		0.50			
92	Endemic and Infectious Disease		0.70			
95	Iodine Deficiency Disorders Control			0.08		
95	Basic Education II		5.00			
97	Qinba Mountains Poverty Reduction	3.00	15.00			
98	Tri-Provincial Highway	50.00				
2004	Basic Education in Western Areas	N/A				
2008	Rural Migrant Skills Development and Employment	N/A				
2010	Ningxia Highway	250.00				
2012	Ningxia Desertification Control and Ecological Protection	80.00				
2012	Water Conservation Project II	30.00				
		<b>413.00</b>	<b>59.90</b>	<b>0.08</b>	<b>472.98</b>	<b>0.73%</b>
<b>QINGHAI</b>						
84	Polytechnic and TV Universities		0.50			
86	Provincial Universities		1.20			
89	Textbook Development		0.50			
95	Comprehensive Maternal and Child Health		4.40			
95	Iodine Deficiency Disorders Control			0.23		
96	Third Basic Education		8.00			
98	Basic Health Services	N/A	N/A			

## World Bank-Supported Projects, by Province

(As of June 30, 2021)

FY	Project Name	US\$ Million			% of Total Lending
		IBRD	IDA	Combined	
99	Renewable Energy	N/A	N/A		
2009	Xining Flood and Watershed Management	100.00			
2014	Qinghai Xining Urban Transport	120.00			
2015	Qinghai Xining Water Environment Management	150.00			
		<b>370.00</b>	<b>14.60</b>	<b>0.23</b>	<b>384.83 0.60%</b>
<b>SHAANXI</b>					
81/85	University Development I, II	N/A	N/A		
84	Polytechnic and TV Universities		3.40		
85	Rural Water Supply		18.70		
85	Forestry Development		2.00		
88	Teacher Training		2.40		
88	Shaanxi Highway	50.00			
89	Integrated Regional Health		17.20		
89	Textbook Development		1.10		
89	Shaanxi Agricultural Development		111.30		
89	Industrial Credit V	0.50			
90	Vocational and Technical Education		1.20		
91	Rural Credit IV			30.00	
91	Key Studies Development	N/A	N/A		
92	Education Development in Poor Provinces		21.70		
93	Agricultural Support Services		6.71		
94	Loess Plateau Watershed Rehabilitation		36.00		
95	Comprehensive Maternal and Child Health		11.40		
95	Iodine Deficiency Disorders Control			0.51	
96	Second Shaanxi Provincial Highway	210.00			
96	Disease Prevention	N/A	N/A		
97	Qinba Mountains Poverty Reduction	12.00	60.00		
99	Guanzhong Irrigation Improvement	80.00	20.00		
99	Second Loess Plateau Watershed Rehabilitation	27.50	13.50		
99	Higher Education Reform	N/A	N/A		
2002	Tuberculosis Control	N/A			
2002	National Railway	N/A			
2005	Agricultural Technology Transfer	N/A			
2007	Shaanxi Ankang Road Development	300.00			
2007	Western Provinces Rural Water Supply, Sanitation and Hygiene Promotion	NA			
2008	Xi'an Sustainable Urban Transport	150.00			
2010	Sustainable Development in Poor Rural Areas	40.00			
2015	Shaanxi Small Towns Infrastructure	150.00			
2017	Shaanxi Poor Rural Areas Community Development	100.00			
2019	Shaanxi Sustainable Towns Development	100.00			
		<b>1220.00</b>	<b>326.61</b>	<b>30.51</b>	<b>1577.12 2.45%</b>
<b>SHANDONG</b>					
81/85	University Development I, II	N/A	N/A		
82	North China Plain Agriculture		18.00		
83	Petroleum II	96.59			



## World Bank-Supported Projects, by Province

(As of June 30, 2021)

FY	Project Name	US\$ Million			% of Total Lending
		IBRD	IDA	Combined	
84	Polytechnic and TV Universities		2.30		
84	Rural Health and Medical Education	N/A	N/A		
84/86	Industrial Credit II, III			11.60	
85	Seeds	N/A	N/A		
86	Provincial Universities		4.20		
87/89	Industrial Credit IV , V	66.70	5.50		
88	Pharmaceuticals	4.50			
88	Teacher Training		4.10		
89	Textbook Development		2.10		
89	Shandong Agricultural Development		114.00		
89	Shandong Provincial Highway	60.00	50.00		
90	National Afforestation		19.00		
90	Vocational and Technical Education		3.00		
91	Irrigated Agricultural Intensification	49.90	63.90		
92	Zouxian Thermal Power	310.00			
92	Infectious and Endemic Disease Control		6.10		
93	Effective Teaching Services		10.40		
95	Enterprise Housing and Social Security Reform	35.40	9.60		
95	Iodine Deficiency Disorders Control			2.32	
96	Labor Market Development	N/A	N/A		
97	Vocational Education Reform			7.02	
98	Shandong Environment	95.00			
98	Energy Conservation	21.00			
98	Sustainable Coastal Development	10.00			
98	Irrigated Agriculture Intensification II*	51.93			
99	Pension Reform	N/A	N/A		
2001	Huai River Pollution Control	34.24			
2002	Sustainable Forestry Development	N/A			
2006	Irrigated Agriculture Intensification Loan III	N/A			
2007	Second Shandong Environment	147			
2008	Shandong Flue Gas Desulfurization	50.00			
2008	Rural Migrant Skills Development and Employment	N/A			
2010	Shandong Ecological Afforestation	60.00			
2010	Liaoning and Shandong Technical and Vocational Education and Training	20.00			
2010	Huai River Basin Flood Management and Drainage Improvement	14.00			
2011	Shandong Confucius and Mencius Culture Heritage Conservation and Development	50.00			
2011	Shandong Energy Efficiency	150.00			
2021	China Food Safety Improvement Project	N/A			
		<b>1326.26</b>	<b>312.20</b>	<b>20.94</b>	<b>1659.40 2.53%</b>
<b>SHANGHAI</b>					
81/85	University Development I, II	N/A	N/A		
83	Three Ports (Shanghai)	18.60			
83/84/86	Industrial Credit I, II, III			26.00	

## World Bank-Supported Projects, by Province

(As of June 30, 2021)

FY	Project Name	US\$ Million			% of Total	
		IBRD	IDA	Combined	Total	Lending
84	Polytechnic and TV Universities		3.90			
85	Fertilizer and Energy Saving	10.00				
86	Provincial Universities		5.70			
86	Aquaculture Project		8.60			
87/89	Industrial Credit IV, V	52.90	2.20			
87	Shanghai Machine Tool	96.48				
87	Shanghai Sewerage	45.00	100.00			
87	Wujing Thermal Power	190.00				
88	Pharmaceuticals (Shanghai)	5.00				
88	Teacher Training		1.20			
88	Rural Sector Adjustment Loan	N/A	N/A			
89	Ningbo and Shanghai Ports	46.40				
90	Vocational and Technical Education		2.20			
91	Shanghai Industrial Development	0.57				
91	Rural Industrial Technology(Spark)			20.80		
91	Key Studies Development	N/A	N/A			
92	Shanghai Metropolitan Transport		60.00			
92	Ship Waste Disposal			7.10		
93	Shanghai Port Restructure and Development	124.26				
93	Agricultural Support Services		4.54			
93	Taihu Basin Flood Control	16.00	16.00			
94	Shanghai Metropolitan Transport II	150.00				
94	Shanghai Environment	160.00				
95	Iodine Deficiency Disorders Control			0.66		
96	Shanghai-Zhejiang Highway	60.00				
96	Second Shanghai Sewerage	250.00				
97	Waigaoqiao Thermal Power	400.00				
2003	Shanghai Urban Environment	200.00				
2006	Shanghai Urban Environment APL Phase II	180.00				
2009	Shanghai Urban Environment APL Phase III	200.00				
2013	GreenEnergySchemes for Low-carbonCity in Shanghai	100.00				
2019	Green Urban Financing and Innovation	200.00				
		<b>2505.21</b>	<b>204.34</b>	<b>54.56</b>	<b>2764.11</b>	<b>4.29%</b>
<b>SHANXI</b>						
84/86	Industrial Credit II, III			11.60		
84	Polytechnic and TV Universities		0.60			
85	Changcun (Luan) Coal	74.93				
86	Provincial Universities		4.20			
87	Fertilizer Rationalization	13.90				
88	Teacher Training		1.60			
89	Textbook Development		1.00			
89	Industrial Credit V	8.60				
90	North China Earthquake		23.40			
92	Education Development in Poor Provinces		18.30			

## World Bank-Supported Projects, by Province

(As of June 30, 2021)

FY	Project Name	US\$ Million			% of Total Lending
		IBRD	IDA	Combined	
94	Rural Health Workers Development		18.70		
94	Xiaolangdi Resettlement		22.00		
94	Forest Resource Development and Protection		6.69		
94	Loess Plateau Watershed Rehabilitation		36.00		
95	Iodine Deficiency Disorders Control			0.41	
96	Shanxi Poverty Reduction		100.00		
96	Disease Prevention	N/A	N/A		
97	Wanjiazhai Water Transfer	400.00			
97	Fourth Basic Education	N/A	N/A		
98	Forestry Development in Poor Areas			16.00	
98	Basic Health Services	N/A	N/A		
99	Second Loess Plateau Watershed Rehabilitation	26.50	13.50		
99	Health IX	N/A	N/A		
2000	Smallholder Cattle Development	22.00			
2002	Sustainable Forestry Development	N/A			
2009	Coal Bed Methane Development and Utilization	80.00			
2010	Taiyuan Urban Transport	150.00			
2010	Integrated Forestry Development	20.00			
2012	Changzhi Sustainable Urban Transport	100.00			
2012	Water Conservation Project II	30.00			
2014	Shanxi Gas Utilization	100.00			
		<b>1025.93</b>	<b>245.99</b>	<b>28.01</b>	<b>1299.93 2.02%</b>
<b>SICHUAN</b>					
81/85	University Development I, II				
84	Industrial Credit II			1.90	
84	Polytechnic and TV Universities*		3.90		
84	Rural Health and Medical Education	N/A	N/A		
85	Rural Water Supply		16.10		
85	Forest Development		18.00		
85	Weiyuan Gas Technical Assistance	25.00			
85	Fertilizer and Energy Saving	40.30			
85	Seeds	N/A	N/A		
86	Provincial Universities*		5.10		
86	Freshwater Fisheries		6.90		
86	Rural Health and Preventive Medicine	N/A	N/A		
87/89	Industrial Credit IV, V	14.20	1.20		
88	Rural Sector Adjustment Loan	N/A	N/A		
88	Rural Credit III*		40.00		
88	Sichuan Highway	45.00	30.00		
88	Teacher Training*		4.90		
89	Textbook Development*		2.80		
90	Vocational and Technical Education*		2.90		
90	National Afforestation		19.00		

## World Bank-Supported Projects, by Province

(As of June 30, 2021)

(As of June 30, 2021)					
FY	Project Name	US\$ Million			% of Total
		IBRD	IDA	Combined	Total Lending
91	Mid-Yangtze Agricultural Development		17.00		
91	Key Studies Development				
92	Ertan Hydroelectric	380.00			
92	Infectious and Endemic Disease Control		19.36		
93	Agricultural Support Services		12.54		
93	Effective Teaching Services		11.40		
93	Sichuan Agricultural Development		123.40		
94	Sichuan Gas Development and Conservation	255.00			
94	Forest Resources Development and Protection		11.00		
95	Enterprise Housing and Social Security	62.90	17.10		
95	Basic Education in Poor and Minority Areas		15.70		
95	Maternal and Child Health		18.00		
95	Iodine Deficiency Disorders Control			2.90	
95	Sichuan Transmission	270.00			
96	Ertan II	400.00			
96	Labor Market Development	N/A	N/A		
97	Qinba Mountains Poverty Reduction	15.00	75.00		
98	Forestry Development in Poor Areas			15.00	
99	Anning Valley Agricultural Development	90.00	30.00		
99	Sichuan Urban Environment	150.00	2.00		
99	Higher Education Reform	N/A	N/A		
99	Renewable Energy	N/A	N/A		
2002	Sustainable Forestry Development	N/A			
2004	Basic Education in Western Areas	NA			
2005	Poor Rural Communities Development	35.00			
2007	Sichuan Urban Environment	180.00			
2007	Western Provinces Rural Water Supply, Sanitation and Hygiene Promotion	N/A			
2009	Wenchuan Earthquake Recovery	710.00			
2011	Sichuan Small Towns Development	100.00			
2012	Sichuan Wudu Irrigated Agriculture Development	100.00			
2015	Sichuan Chongqing Cooperation: Guang'an Demonstration Area Infrastructure Development	N/A			
2015	Poverty Alleviation and Agriculture-based Industry Pilot and Demonstration in Poor Areas	40.00			
2017	Lushan Earthquake Reconstruction and Risk Reduction	300.00			
2020	Forest Ecosystem Improvement in the Upper Reaches of Yangzi River Basin Program	150.00			
2020	Sichuan Water Supply and Sanitation PPP Project	100.00			
		3462.40	503.30	19.80	3985.50 6.07%
	*Component for Chongqing not separated.				
TIANJIN					
81/85	University Development I, II	N/A	N/A		
83	Three Ports (Tianjin)	18.90			
83/84/86	Industrial Credit I, II, III			45.50	
84	Polytechnic and TV Universities		3.70		

## World Bank-Supported Projects, by Province

(As of June 30, 2021)

FY	Project Name	US\$ Million			% of Total Lending
		IBRD	IDA	Combined	
86	Provincial Universities		4.60		
86	Tianjin Port	130.00			
87	Beijing-Tianjin-Tanggu Expressway	18.41	72.84		
87/89	Industrial Credit IV , V	25.40	0.90		
88	Teacher Training		1.20		
89	Tianjin Light Industry	152.82			
90	Vocational and Technical Education		1.50		
92	Regional Cement Industry	0.90			
92	Tianjin Urban		100.00		
92	Ship Waste Disposal			4.70	
93	Tianjin Industry II	134.00			
95	Iodine Deficiency Disorders Control			0.18	
97	Vocational Education Reform			4.75	
99	Container Transport	37.10			
2003	Second Tianjin Urban Development and Environment	150.00			
2016	Tianjin Urban Transport Improvement	100.00			
2016	Innovative Financing for Air Pollution Control in Jing-Jin-Ji	N/A			
		<b>767.53</b>	<b>184.74</b>	<b>55.13</b>	<b>1007.40 1.56%</b>
<b>XINJIANG</b>					
84	Karamay Petroleum	89.51			
84	Polytechnic and TV Universities		0.50		
85	Seeds	N/A	N/A		
86	Provincial Universities		3.50		
87	Industrial Credit IV	2.00			
87	Xinjiang Agricultural Development		70.00		
88	Rural Sector Adjustment Loan	N/A	N/A		
88	Teacher Training		1.80		
89	Textbook Development		0.90		
92	Tarim Basin Agricultural Development		125.00		
92	Rural Water and Sanitation		16.00		
92	Infectious and Endemic Disease Control		2.30		
95	Xinjiang Provincial Highways	150.00			
95	Second Basic Education		19.00		
96	Disease Prevention	N/A	N/A		
97	Xinjiang Highway II	300.00			
98	Tarim Basin II	90.00	60.00		
99	Health IX	N/A	N/A		
99	Higher Education Reform	N/A	N/A		
99	Renewable Energy	N/A	N/A		
2001	Urumqi Urban Transport Improvement	100.00			
2002	Tuberculosis Control	N/A			
2003	Third Xinjiang Highway	250.00			
2004	Gansu and Xinjiang Pastoral Development	28.00			
2010	Xinjiang Turfan Water Conservation	100.00			

World Bank-Supported Projects, by Province

(As of June 30, 2021)

FY	Project Name	US\$ Million			% of Total Lending
		IBRD	IDA	Combined	
2011	Urumqi District Heating	100.00			
2012	Xinjiang Yining Urban Transport Improvement	100.00			
2014	Integrated Modern Agriculture Development	28.00			
2015	Xinjiang Technical and Vocational Education and Training	50.00			
2016	Urumqi Urban Transport Project II	140.00			
		1527.51	299.00	0.00	1826.51 2.83%
YUNNAN					
84	Lubuge Hydroelectric	141.40			
84	Polytechnic and TV Universities		0.08		
85	Highway I			7.03	
85	Fertilizer and Energy Saving	10.10			
85	Seeds	N/A	N/A		
86	Provincial Universities		4.91		
87	Fertilizer Rationalization	42.39			
88	Rural Credit III		23.29		
88	Teacher Training		1.33		
89	Textbook Development		1.68		
90	National Afforestation		16.00		
92	Rural Water Supply and Sanitation		18.00		
92	Infectious and Endemic Disease Control		4.80		
92	Education Development in Poor Provinces		22.30		
94	Forest Resource Development and Protection		10.04		
95	Comprehensive Maternal and Child Health		12.30		
95	Southwest Poverty Reduction		62.00		
95	Iodine Deficiency Disorders Control			0.46	
96	Disease Prevention		8.79		
96	Seed Sector Commercialization			2.35	
96	Yunnan Environment	125.00	25.00		
96	Disease Prevention	N/A	N/A		
97	Yunnan Earthquake Rehabilitation		40.14		
97	Fourth Basic Education		18.00		
97	National Rural Water III		11.00		
97	Fourth Basic Education	N/A	N/A		
98	Forestry Development in Poor Areas			13.00	
99	Higher Education Reform	N/A	N/A		
2002	Tuberculosis Control	N/A			
2002	Sustainable Forestry Development	N/A			
2004	Basic Education in Western Areas	NA			
2005	Poor Rural Communities Development	35.00			
2006	Changjiang and Pearl River Watershed Rehabilitation	N/A			
2007	Third National Railway	N/A			
2009	Yunnan Urban Environmental	90.00			
2010	Yunnan Urban Environment-Phase II Additional Financing	60.00			



## World Bank-Supported Projects, by Province

(As of June 30, 2021)

FY	Project Name	US\$ Million			% of Total Lending
		IBRD	IDA	Combined	
2011	Kunming Urban Rail	300.00			
2012	Yunnan Technical and Vocational Education and Training	50.00			
2014	Yunnan Honghe Prefecture Diannan Center Urban Transport	150.00			
2015	Yunnan Highway Asset Management	150.00			
2017	Yunnan Early Childhood Education Innovation	50.00			
		<b>1203.89</b>	<b>279.66</b>	<b>22.84</b>	<b>1506.39 2.34%</b>
<b>ZHEJIANG</b>					
81/85	University Development I, II	N/A	N/A		
84/86	Industrial Credit II, III			12.20	
84	Polytechnic and TV Universities		2.10		
85	Rural Water Supply		15.90		
86	Provincial Universities		3.90		
86	Freshwater Fisheries		7.80		
86	Beilungang I	224.37			
87/89	Industrial Credit IV, V	21.70	1.90		
88	Coastal Lands Development	12.40	18.60		
88	Teacher Training		2.20		
88	Beilungang II	165.00			
88	Rural Sector Adjustment Loan	N/A	N/A		
89	Ningbo and Shanghai Ports (Ningbo)	30.00			
89	Integrated Regional Health		17.20		
90	National Afforestation		9.00		
90	Vocational and Technical Education		2.40		
92	Regional Cement Industry	8.90			
92	Zhejiang Provincial Transport	220.00			
92	Ship Waste Disposal			4.30	
92	Infectious and Endemic Disease Control		1.80		
93	Taihu Basin Flood Control	37.00	37.00		
93	Zhejiang Multicities Development		110.00		
93	Tianhuangping Hydroelectric	300.00			
94	Red Soil II		25.00		
94	Forest Resource Development and Protection		9.86		
95	Enterprise Housing and Social Security	43.20	11.80		
95	Zhejiang Power Development	400.00			
95	Inland Waterways	40.00			
95	Iodine Deficiency Disorders Control			0.01	
96	Shanghai-Zhejiang Highway	200.00			
96	Labor Market Development	N/A	N/A		
99	Container Transport	10.70			
2000	Tongbai Pumped Storage	320.00			
2004	Zhejiang Urban Environment	133.00			
2004	Second National Railways	NA			
2005	Ningbo Water and Environment Management	130.00			

World Bank-Supported Projects, by Province

(As of June 30, 2021)

FY	Project Name	US\$ Million			% of Total	
		IBRD	IDA	Combined	Total	Lending
2006	Follow Up to Renewable Energy Scale-Up Program Phase I	N/A				
2010	Ningbo New Countryside Development	50.00				
2010	Integrated Forestry Development	21.00				
2011	Zhejiang Qiantang River Basin Small Town Environment	100.00				
2013	Ningbo Municipal Solid Waste Minimization and Recycling	80.00				
2015	Zhejiang Rural Water Supply and Sanitation	200.00				
2017	Ningbo Sustainable Urbanization	150.00				
2018	Zhejiang Qiandao Lake and Xin'an River Basin Water Resources and Ecological Environment Protection	150.00				
2021	China Plastic Waste Reduction Project	N/A				
		3047.27	276.46	16.51	3340.24	5.09%

Note:

1. \*Of the \$300 million of the Irrigated Agriculture Intensification II\*, \$9.55 million is allocated to SOCAD and \$45.05 million is set aside as contingency fund.

2. N/A = Not Available

World Bank-Supported Multi-Provincial and National-Level Projects

(As of June 30, 2021)

FY	Project	US\$ Million		Project Provinces
		IBRD	IDA	
81/85	University Development I, II	100.00	245.00	Anhui, Beijing, Fujian, Gansu, Guangdong, Hubei, Hunan, Heilongjiang, Jiangsu, Jilin, Liaoning, Shandong, Shaanxi, Sichuan, Shanghai, Tianjin, Zhejiang
83/84	Agriculture Education I, II	45.30	98.90	Beijing, Fujian, Guizhou, Guangxi, Henan, Heilongjiang, Hubei, Liaoning, Inner Mongolia, Shaanxi
84/86	Technical Cooperation I, II		30.00	
84/85	Railway I, II	455.00		
86/88	Railway III and IV	360.00	81.90	
89/93/95	Railway V, VI and VII	1150.00		
84	Rural Health and Medical Education		85.00	Heilongjiang, Jilin, Shandong, Sichuan
85	Agricultural Research II		25.00	
85	Seeds		40.00	Anhui, Fujian, Guangdong, Hainan, Hunan, Henan, Jiangxi, Jiangsu, Jilin, Liaoning, Inner Mongolia, Shandong, Sichuan, Xinjiang, Yunnan
85	Highway I	42.60	30.00	
86	Rural Health and Preventive Medicine	15.00	65.00	Gansu, Hubei, Jilin, Ningxia, Sichuan
87	Planning Support and Special Studies		20.70	
88	Rural Sector Adjustment Loan	200.00	100.00	Anhui, Guizhou, Hebei, Henan, Heilongjiang, Shanghai, Sichuan, Xinjiang, Zhejiang
91	Key Studies Development		131.20	Beijing, Hubei, Jiangsu, Liaoning, Shaanxi, Shanghai, Sichuan
93	Financial Sector Technical Assistance		60.00	
93	Reform Institutional Support and Preinvestment		50.00	
93	Environment Technical Assistance		50.00	
95	Economic Law Reform		10.00	
95	Technology Development	200.00		
95	Fiscal Technical Assistance	25.00	25.00	
95	Iodine Deficiency Disorders Control	7.00	20.00	
96	Labor Market Development	10.00	20.00	Guangdong, Hubei, Sichuan, Shandong, Zhejiang
96	Disease Prevention		100.00	Gansu, Guangxi, Guizhou, Hebei, Henan, Hubei, Shanxi, Shaanxi, Xinjiang, Yunnan
97	Vocational Education Reform	10.00	20.00	Guangdong, Jiangsu, Liaoning, Shandong, Tianjin
97	Fourth Basic Education		85.00	Guizhou, Hainan, Heilongjiang, Hunan, Shanxi, Yunnan
98	Basic Health Services		85.00	Qinghai, Gansu, Shanxi, Henan, Guizhou, Anhui, Chongqing

# World Bank-Supported Multi-Provincial and National-Level Projects

(As of June 30, 2021)


FY	Project	US\$ Million		Project Provinces
		IBRD	IDA	
98	State Farms Commercialization	150.00		
99	Accounting Reform	27.40	5.60	
99	Health IX	10.00	50.00	Guizhou, Hainan, Hunan, Jilin, Xinjiang, Fujian, Guangxi, Shanxi
99	Technical Cooperation Credit IV	10.00	35.00	
99	Higher Education Reform	20.00	50.00	Inner Mongolia, Shaanxi, Jiangsu, Yunnan, Jilin, Guangxi, Xinjiang, Anhui, Chongqing, Guizhou, Sichuan
99	Pension Reform		5.00	Heilongjiang, Shandong
99	Renewable Energy	100.00		Qinghai, Gansu, Sichuan, Xinjiang, Inner Mongolia
99	Enterprise Reform		5.00	
2001	Supplemental Financial Sector Technical Assistance	8.00		
2002	Tuberculosis Control	104.00		Chongqing, Fujian, Gansu, Guangxi, Guizhou; Hebei, Henan, Hubei, Hunan, Jiangxi, Jilin, Liaoning, Inner Mongolia, Shaanxi, Xinjiang, Yunnan
2002	Sustainable Forestry Development	93.90		Anhui, Hebei, Henan, Liaoning, Shandong, Shanxi, Sichuan, Hainan, Hunan, Gansu, Hubei, Yunnan, Guizhou
2002	National Railway	160.00		Gansu, Shaanxi
2004	Basic Education in Western Areas	100.00		Sichuan, Gansu, Yunnan, Ningxia, Guangxi
2004	Second National Railways	200.00		Hunan, Jiangxi, Zhejiang
2005	Agricultural Technology Transfer	100.00		Anhui, Heilongjiang, Hunan, Shaanxi
2006	Economic Reform Implementation	20.00		
2007	Micro and Small Enterprise Finance	100.00		
2008	Energy Efficiency Financing	200.00		
2008	Rural Health	50.00		
2009	Eco-Farming	120.00		Anhui, Hunan, Guangxi, Hubei, Chongqing
2009	Guiguang Railway	300.00		Guizhou, Guangdong
2009	NanGuang Railway	300.00		Guangxi, Guizhou, Guangdong
2010	Energy Efficiency Financing II	100.00		
2010	Integrated Forestry Development	100.00		Anhui, Hebei, Liaoning, Shanxi, Zhejiang
2010	Huai River Basin Flood Management and Drainage Improvement	200.00		Henan, Anhui, Jiangsu, Shandong
2012	China Energy Efficiency Financing III	100.00		
2012	ZhangHu Railway	200.00		
2012	Water Conservation Project II	80.00		Ningxia, Hebei, Shanxin
2012	Integrated Economic Development of Small Towns	150.00		Guangdong, Hunan, Gansu
2014	Integrated Modern Agriculture Development	200.00		Gansu, Hunan, Jiangxi, Liaoning, Xinjiang, Chongqing

World Bank-Supported Multi-Provincial and National-Level Projects

(As of June 30, 2021)

FY	Project	US\$ Million		Project Provinces
		IBRD	IDA	
2014	Economic Transformation and Institutional Capacity Building	35.00		Gansu, Sichuan, Guizhou
2015	Proverty Alleviation and Agriculture-based Industry Pilot and Demonstration in Poor Areas Project	150.00		
2015	Sichuan Chongqing Cooperation: Guang'an Demonstration Area Infrastructure Development	100.00		
2016	Innovative Financing for Air Pollution Control in Jing-Jin-Ji	500.00		Beijing, Tianjin, Hebei
2017	Health Refrom Program-for-Results	600.00		Anhui, Fujian
2019	China Renewable Energy and battery Storage Promotion	300.00		
2020	Emerging Infectious Diseases Prevention, Preparedness and Response Project	300.00		Hainan, Jiangxi
2021	China Food Safety Improvement Project	400.00		Shandong, Guangdong
2021	Green Finance Demonstration Project	200.00		
2021	China Plastic Waste Reduction Project	430.00		Ningbo, Chongqing

WORLD BANK LENDING BY PROVINCE (1981-2021)





## SECTION II. WORLD BANK'S ADVISORY SERVICES AND ANALYTICS IN CHINA

(As of June 30, 2021)

### Reports

#### 1982

China: Shanghai Sector Study

China: Rural Finance: a Sector Study

#### 1983

China: Socialist Economic Development (in three volumes)

China: Recent Economic Trends and Policy Development

#### 1984

China: The Health Sector

China: Transport Sector Paper

#### 1985

China: Long-term Development Issues and Options (with six annexes on education, agriculture, energy, economic model, economic structure, and transportation)

#### 1986

China: Growth and Development in Gansu Province

China: Management and Finance of Higher Education

#### 1987

China's Industrial Reform

China: Zhejiang: Challenges of Rapid Urbanization

China: Technical & Vocational Education for China's Development

China: Textbook Development

China: The Livestock Sector

China: Cement Machinery Manufacturing Subsector Study

China: Water Transport Sector Study

#### 1988

Rural Reform, Nonfarm Development, and Rural Modernization in China

China: External Trade and Capital

China: Finance and Investment

China: Economic Prices for Project Evaluation

China: East China Power Pricing Study

#### 1989

China: Enterprises Management Reform : Issues and Options

China: Coal Pricing Study

China: Rural Industry: Overview, Issues, and Prospects

#### 1990

China's Rural Industry: Structure, Development and Reform

China: Macro-Economic Stability and Industrial Growth Under Decentralized Socialism

China: Between Plan and Market

China: Reforming Social Security in a Socialist Economy

China: Revenue Mobilization and Tax Policy Development

China: Financial Sector Policies and Institutional Development

China: Electronics Sector Report

China: Industrial policies for an Economy in Transition

#### 1991

China: Provincial Development in Hainan

## SECTION II. WORLD BANK'S ADVISORY SERVICES AND ANALYTICS IN CHINA

(As of June 30, 2021)

### Reports

China: Economic Development in Jiangsu Province

China: Provincial Education Planning and Finance (in two volumes)

China: Efficiency and Environmental Impact of Coal Use

China: Reforming Intergovernmental Fiscal Relations

China: Managing an Agricultural Transformation - Grain Sector Review

China: Options for Reform in the Grain Sector

China: Guangdong Province Comprehensive Transport Study (in two volumes)

#### 1992

Chinese Industrial Firms under Reform

Case Studies of Chinese Economic Reform

China: Reform and the Role of the Plan in 1990s

China: Statistical System in Transition

China: Implementation Options for Urban Housing Reform

China: Reforming the Urban Employment and Wage System

China: Strategies for Reducing Poverty in the 1990s

China: Environmental Strategy Paper (in two volumes)

China: Industrial Restructuring: a Tale of Three Cities

China: Telecommunications Sector Study: Survey, Assessment, and Strategy Recommendations

China: Railway Investment Study

China: Long-Term Issues and Options in the Health Transition (in two volumes)

#### 1993

China: Managing Rapid Growth and Transition

China: The Achievement and Challenge of Price Reform

China: Urban Land Management in an Emerging Market Economy

China: New Skill for Economic Development - The Employment and Training Implication of Enterprise Reform

China: Involuntary Resettlement

China: Internal Market development and Regulation

China: Budgetary Policy and Intergovernmental Fiscal Relations (in two volumes)

China: Yellow River Basin Investment Planning Study (in two volumes)

China: Animal Feed Sector Study

China: Energy Conservation Study

China: Machine Tool Sector Report

China: Industrial Organization and Efficiency Case Study: the Automotive Sector

China's Railway Strategy

China: Southeast Coastal Region: Strategic Issues in Ports and Shipping Development

#### 1994

China: GNP per Capital

China: Foreign Trade Reform

China: Financial Sector Reforms: Current Status and Issues

China: Impact evaluation Report: North China Plain Agriculture Project (Credit 1261-CHA)

China: Agro-industrial Crop Marketing

China: Power Sector Reform: Toward Competition and Improved Performance

China: Highway Development and Management Issues, Options, and Strategies

#### 1995

## SECTION II. WORLD BANK'S ADVISORY SERVICES AND ANALYTICS IN CHINA

(As of June 30, 2021)

### Reports

China: Macroeconomic Stability in a Decentralized Economy

China: Urban Environmental Service Management

China: The Emerging Capital Market (in two volumes)

China: Public Investment and Finance

China: Investment Strategies for China's Coal and Electricity Delivery System

China: Strategies for Road Freight Development

#### 1996

China: Container Transport Services and Trade: Framework for an Efficient Container Transport System

The Chinese Economy: Fighting Inflation, Deepening Reform

China: Reform of State-Owned Enterprises

China: Higher Education Reform

China: Fruit and Vegetable Marketing Performance

China: Renewable Energy for Electric Power

#### 1997

China's Management of Enterprise Assets : the State as Shareholder

China 2020: Development Challenges in the New Century

China 2020: Sharing Rising Incomes: Disparities in China

China 2020: China Engaged: Integration with the Global Economy

China 2020: Old Age Security: Pension System Reform in China

China 2020: Financing Health Care: Issues and Options in China

China 2020: Clear Water, Blue Skies: China's Environment in the New Century

China 2020: At China's Table: Food Security Options

#### 1998

China: Forward with One Spirit: a Strategy for the Transport Sector

#### 1999

Enterprise Reform in China: Ownership, Transition, and Performance

Accelerating China's Rural Transformation

China: Weathering the Storm and Learning the Lessons

Strategic Goals for Chinese Education in the 21st Century

Rural China: Transition and Development

Transport in China: an Evaluation of World Bank Assistance

#### 2000

Roads Improvement for Poverty Alleviation in China

Workshop on China's Urbanization Strategy Opportunities, Issues & Policy Options

Cultural Heritage Management and Urban Development: Challenge and Opportunity: International Conference Proceedings

China's Emerging Private Enterprises: Prospects for the New Century

China: Managing Public Expenditures for Better Results

#### 2001

Shanghai International Urban Environment and Sustainable Development Conference Proceedings

Bankruptcy of State Enterprises in China: a Case and Agenda for Reforming the Insolvency System

China and the Knowledge Economy: Seizing the 21st Century

China: Air, Land, and Water: Environmental Priorities for a New Millennium

## SECTION II. WORLD BANK'S ADVISORY SERVICES AND ANALYTICS IN CHINA

(As of June 30, 2021)

### Reports

China: Overcoming Rural Poverty

China: Agenda for Water Sector Strategy for North China

Modernizing China's Oil and Gas Sector Structure Reform and Regulation

Workshop Summary - China Oil and Gas Sector Regulatory Reform

#### 2002

International Forum on Chinese Forestry Policy

Corporate Governance and Enterprise Reform in China: Building the Institutions of Modern Markets

China Country Gender Review

China: National Development and Sub-National Finance : a Review of Provincial Expenditures

Implementing the Natural Forest Protection Program and the Sloping Land Conversion Program: Lessons and Policy Recommendations

China: Economic Regulation of Long-Distance Transmission

Streamlining and Advancing Power Sector Reforms in China

Establishment of a State Electricity Regulatory Commission in China a Suggested 'Roadmap'

#### 2003

Improving City Competitiveness through the Investment Climate: Ranking 23 Chinese Cities

Developing Institutional Investors in the People's Republic of China

China Country Economic Memorandum: Promoting Growth with Equity

Management of China's State-Owned Enterprises Portfolio: Lessons from International Experience

Participatory Irrigation Management by Farmers: Local Incentives for Self-Financing Irrigation and Drainage Districts in China

Private Participation in Infrastructure in China: Issues and Recommendations for the Road, Water, and Power Sectors

Exercising Ownership Rights in State Owned Enterprise Groups: What China Can Learn from International Experience

Improving the Investment Climate in China

Heat Metering and Billing: Technical Options, Policies and Regulations--Chinese Demonstration Projects and International Experiences

Workshop Summary for China's Downstream Gas Sector Regulatory Framework

#### 2004

Investment Climate for Small and Medium Enterprises in Southwest China

China: An Evaluation of World Bank Assistance

China and the WTO: Accession, Policy Reform, and Poverty Reduction Strategies

Clean Development Mechanism in China

Study on Korea's Corporate Bond Market and Its Implications on China's Bond Market Development

#### 2005

China: Integration of National Products and Factor Markets: Economic Benefits and Policy Recommendations

China: Deepening Public Service Unit Reform to Improve Service Delivery

China's Tax Rules for Not-for-Profit Organizations

#### 2006

Evaluation of Liaoning Social Security Pilot

Implementation Guidelines for Poverty and Environment Work in Southwest China

Integrated Village Poverty Reduction Planning and Ecological Environment Protection

Environmental Concerns in Poverty Allevation Projects - the Guidebook for Poverty Reduction Staff

## SECTION II. WORLD BANK'S ADVISORY SERVICES AND ANALYTICS IN CHINA

(As of June 30, 2021)

### Reports

Guide Book of Integrating Environment Consideration into Poverty Alleviation Program

An Assessment of Development and Environment Linkage in Village Based Integrated Poverty Alleviation Project in Yunan Province, P.R.China

Foreign Capital Utilization in China: Prospects and Future Strategy

Building Institutions for Sustainable Urban Transport

Waste Management in China: Issues and Recommendations

China - Farmers Professional Associations: Review and Policy Recommendations

China's Compliance with food Safety Requirements for Fruits and Vegetables

Revitalizing the Northeast Towards A Development Strategy

Facilitating Investment and Innovation: A Market-Oriented Approach to Northeast Revitalization

SOE Dividends: How Much and to Whom?

#### 2007

Enhancing China's Competitiveness through Lifelong Learning

China's Information Revolution: Managing the Economic and Social Transformation

Sustainable Energy in China: The Closing Window of Opportunity

China: Research Report on Gender Gaps and Poverty Reduction

Study of Capacity Building of the Electricity Regulatory Agency (SERC), P.R. china

Governance, Investment Climate, and Harmonious Society: Competitiveness Enhancements for 120 Cities in China

China - Farmers Professional Associations: Review and Policy Recommendations

China's Development Priorities

North China Water Quality Management Study: Summary Report

China: Managing the Economic Interfaces in Multi-operator Railway Environments

China Water Quality Management: Policy and Institutional Considerations

Cost of pollution in China—Economic Estimates of Physical Damages

#### 2008

China: Public Services for Building the New Socialist Countryside

China urbanizes : consequences, strategies, and policies

Financing energy efficiency : lessons from Brazil, China, India, and beyond

Public finance in China : reform and growth for a harmonious society

#### 2009

Outsourcing Social Services to CSOs: Lessons from Abroad

Mechanism to Benefit Local Communities for Natural Resources Exploitation in Minority Areas in China

China Road Traffic Safety

Tracks from the Past, Transport for the Future: China's Railway Industry 1990-2008 and its Future Plans and Possibilities

Chongqing Urban-Rural Linkages Study

Urban Rail Development in China: Prospects, Issues and Options

Public Services in Rural Areas

Food Safety in China

Sustainable Development of Inland Waterway Transport in China

Sino-Singapore Tianjin Eco-City

Improving the Market Borrowing Practices of Urban Development Investment Corporations

Clean Development Mechanism in China: Five Years of Experience (2004-2009)

Meeting the unprecedented challenge for wind power scale-up in China: Strategic guidance for offshore and large scale wind power

## SECTION II. WORLD BANK'S ADVISORY SERVICES AND ANALYTICS IN CHINA

(As of June 30, 2021)

### Reports

Strengthening China's Environmental Protection Administrative System: Analysis and Recommendations

National Investment Policy for Railway Construction

Forest Policy--Deepening the Transition, Broadening the Relationship

Developing a circular economy in China : highlights and recommendations

Labor Mobility Provisions in Regional Trade Agreements: Lessons for China

Environment Provisions in Regional Trade Agreements: Lessons for China

Competition Provisions in Regional Trade Agreements: Lessons for China

Issues Paper: Tourism and Economic Stimulus in China

Growth through Innovation - An Industrial Strategy for Shanghai An Industrial Strategy for Shanghai

Promoting Enterprise-Led Innovation in China

From Poor Areas to Poor People: China's Evolving Poverty Reduction Agenda

Mid-Term Evaluation of the implementation of China's 11th Five Year Plan

Addressing China's Water Scarcity: Recommendations for Selected Water Resource Management Issues

Economically, socially, and environmentally sustainable coal mining sector in China

Water Supply Pricing in China: Economic Efficiency, Environment, and Social Affordability

China and the World Bank: A Partnership for Innovation

#### 2010

Access to Finance FY10

Adapting Agricultural Production System to Climate Change

China ROSC Accounting and Auditing Review

Compulsory Education for Migrant Children in Guangdong

Energy Intensity Strategy

Forest Policy Dialogue

Health Policy Notes

Macro-Fiscal Policy Notes

Market-Based Railway Pricing Policies

Policy Notes on Higher Education

Rural Compulsory Education Reform (formerly Promoting Basis Education)

Reforming China's Rural Health System

Rural Pension and SSN

Rural to Urban Migration Social Policies

Social Assistance in Rural China: Tackling Poverty Through Rural Dibao

SOE Dividend Policy

#### 2011

Access to Finance FY11

China PSD Program

Early Childhood Development

Ensuring Financial Stability FY 10

FSAP China

Integrated Flood Risk Management: Key Lessons

Land Transfer and Registration TA

Local Government Finance and Debt



## SECTION II. WORLD BANK'S ADVISORY SERVICES AND ANALYTICS IN CHINA

(As of June 30, 2021)

### Reports

Macro-Fiscal Policy Notes FY11

Ningbo: China Climate Resilient City Program

Non-Communicable Diseases TA

Policy and Institutional Reforms for the 12th Five Year Plan

Reaping Benefits of FDI in Shanghai

Rural Wastewater Management Study

Study on State-owned Financial Assets Administration System in China

Water Pricing & Water User Associations Sustainability

#### 2012

China's Challenge: Building a Modern, Harmonious, and Creative High-income Society (China 2030)

Country Water Resources Partnership Strategy

Design of Water Consumption-based Water Rights Administration System for Turpan Prefecture

Development Impacts of Climate-Induced Changes in China's Water Resources

Economic, Financial, and Commercial Review of Urban Water Supply Utilities

Energy Efficiency & Climate Change Management Agenda in the Urban Transport Sector

Evaluate the Incentive Mechanism for Wind Power in China

Government Facilities Energy Efficiency

Health System Reform Programmatic AAA on Implementation, M&E

High Speed Rail System Integration

Promoting Access to Finance

Quarterly Update and Macro-fiscal Policy Notes

Review and Upgrade National Design Codes of Urban Water and Supply Drainage

Revision of National Guidelines on Dam Safety Management and Risk Informed Dam Safety Management

Social Protection and Labor Market Programmatic AAA

Urban Transport Climate Change Strategy

Water and Wastewater Sector from Middle Income Country to High Income Country

#### 2013

Capacity Building for Smart Grid Development in China

Carbon Capture and Sequestration (CCS) Capacity Building Technical Assistance

Clean Stove Initiative

Collective Property Institutions and Policies Reform Options

Food Safety Engagement

Green Energy Scheme for Low-Carbon City in Shanghai

Financial Consumer Protection and Financial Literacy in China

Financial Sector Activities

Financial Sector Reform Strategy

Heat Regulation Phase II

Housing Policies, Urban Planning and Integration in China

Inclusive Finance Academy in China (IFA)

Innovation Model of Affordable Housing Investment and Financing

Municipal Financing and Debt Management

Promoting Inclusive Innovation in China

Provincial Energy Efficiency Practitioners Forum

## SECTION II. WORLD BANK'S ADVISORY SERVICES AND ANALYTICS IN CHINA

(As of June 30, 2021)

### Reports

Rail Financial Futures Analysis

Risk Assessment of China's Agriculture Product Quality and Safety

Skills Development in Four Economic Sectors in Yunnan Province

State Forest Reform

Sub-national Public Finance and Debt Management

Support Chinese Participation in the 2011 WB-Singapore Infrastructure Finance Summit

Sustainable Financing Mechanism for Small Town Infrastructure Development

The Mortgage of the Right to Contract for Management in Rural Area

Transport System Safety

Trial Conservation of Cultural Heritage Assets in the Shandong Province

Climate Risk Management and Adaptation

#### 2014

Demand Analysis of Old Age Health Services in Both Demand and Supply Sides

Developing and Improving China's Pension System

Early Childhood Development

Electricity Regulation to Integrate Climate Change Considerations

Establishing a Comprehensive Financial Statistics Information Platform

Health and Medicine System Reform

Improving China's Social Assistance System

Issues and Options in Monitoring, Verification and Reporting in Energy Efficiency

Low-carbon Eco-city Financing Models and Low-carbon Industry Development

Modeling Regional Economic Benefits of Railway Projects

Urban Transport Programmatic Knowledge Management Platform

Low-carbon city in Shanghai

China: Efficient, Inclusive and Sustainable Urbanization Study

State Forest Reform in Northeastern China

#### 2015

Maintaining Strategic Dialogue in Human Development Area at the Central and Provincial Level

Defining and Measuring Low-carbon Cities

China Energy Regulation to Integrate Climate Change Considerations

China Carbon Capture and Sequestration Capacity Building Technical Assistance

Application of Strategic Environmental Assessment at Sectoral Level

China Capital Market Development Report 2013

China Financial Reform Strategy Report

China Subnational Public Finance and Debt Management

China: Sustainable Financing for Small Town Infrastructure Development

Promoting Affordable Housing in Changning District, Shanghai

Regional Economic Impact Analysis of High Speed Rail in China

#### 2016

Financial Consumer Protection & Literacy

Clean Stove Initiative for EAP-China

Institutions for Local Debt Monitoring

Asset Management for Small Towns

## SECTION II. WORLD BANK'S ADVISORY SERVICES AND ANALYTICS IN CHINA

(As of June 30, 2021)

### Reports

China Railway Equity Finance

Study on Fossil Energy Subsidy in China

Smart Transport and Energy Efficiency

Shanghai 2050

Small Town Infrastructure Financing

Gender of China's Forest Tenure Reform

Enhancing the Role of Farmers Cooperatives

Developing an Innovative Energy Efficiency Financing Mechanism

Developing Low-carbon Strategy for Shenzhen

Options for Aged Care in China

#### 2017

Evaluation System for Consumer Financial Education in China

Gender Impacts of Intelligent Transportation Systems

Urumqi District Heating Pricing Technical Assistance

China Poverty Programmatic Approach

China-World Bank Transport Transformation and Innovation Knowledge Platform

China State-Owned Enterprises Reform

Enhancing Green Innovation in China

Capacity Training Workshop to PIUs on World Bank Financial Management, Disbursement and Procurement

Analytics on Equity in China

#### 2018

China Managing Contaminated Sites Redevelopment

Green Growth Financing in China

China FSAP Update

China's New Drivers of Growth: Innovation and Private Sector Development

China Systematic Country Diagnostic: towards a more inclusive and sustainable development

China Public Sector Internal Audit Approach Paper

Deepening Health Sector Reform in China: Building High Quality and Value-based Service Delivery

New Drivers of Growth: Thematic Report on Growth and Productivity

Phase 1- CRP JIT Deyang/Ya'an, China

China Programmatic Urban Advisory Services and Analytics

Supporting Implementation of New Urbanization Strategy in Chongqing

China Water Governance Study

#### 2019

Impact Evaluation of Provider Payment Reforms on Advancing China's Health: An Evaluation of County Hospitals

Strengthening China's Dibao Program to Reduce Poverty and Inequality

Strengthening China Social Protection and Labor Systems

Labor Market Advisory Services and Analytics

Institutions for Public Sector Performance

Programmatic Energy Transformation

Promoting Inclusive and Quality Education in China

China: Financial Sector Development and Inclusion Program

## SECTION II. WORLD BANK'S ADVISORY SERVICES AND ANALYTICS IN CHINA

(As of June 30, 2021)

Reports
China New Drivers of Growth
Knowledge for Resilient Infrastructure and Disaster Preparedness in China
Options for Aged Care Financing in China
OBOR Leveraging Transport Corridors for Regional and Local Economic Development by Strengthening GVC and Investment
Poverty and Inequality in China: Monitoring and Policy Issues
Supporting Power Sector Reform to Promote Energy Transition in China
Doing Business in China
Capacity Strengthening for Counterparts on Procurement/Financial Management/Disbursement
Supporting the Formation of the 14th Five-Year Plan: China's Agricultural Modernization and Transformation Toward Green Growth
China: Doing Business Secured Transactions and Insolvency Legal Reform
<b>2020</b>
Review on Sustainable Forest Management and Financing in China
Assessment of Subnational Procurement Systems
Dissemination of Chongqing 2035 Report: Spatial and Economic Transformation
China Urban Programmatic Advisory Services And Analytics
A Review of Resettlement Management Experiences in Hydropower Sector in China
Innovation Promotion and 13th & 14th Five Year Plan Support
Integrating Disaster Risk Management in the China Urban Portfolio
Shanghai: Doing Business Construction Permitting and Trading Across Borders Reforms
Beijing: Doing Business Construction Permitting and Property Registration Reforms
Doing Business in China FY2020
Capacity Strengthening for Counterparts on Procurement, Financial Management & Disbursement in China
Review of the Operational Implications of China's New Land Administration Law 2019
Stocktaking Notes on COVID-19 Response in China
<b>2021</b>
Improving Getting Electricity in China: Guangzhou
Improving Getting Electricity in China: Shenzhen
Shanghai Doing Business: Resolving Insolvency
China: Supporting Doing Business Reforms and Promoting Innovation
Beijing Doing Business: Resolving Insolvency
Shanghai: Second Stage Doing Business Reforms FY 2020-21
Benchmarking for results at the subnational level in China
China and the World in Education Reforms
China: Evaluating the Economic Impact of Doing Business Reforms
CWPF- Sharing China's Clean Energy Experiences
Pollution Management and Environmental Health in China
China-World Bank Transport Transformation and Innovation Knowledge Platform (TransFORM) - Phase II
Poverty Reduction in China: Insights for the World and the Way Ahead
Fiduciary Training Workshop on Financial Management, Procurement, Disbursement
Gateway Ports Development to Economic Transformation
Integration of Good Practice Social Assessment Principles into China's Project Feasibility Assessment Guidelines.

## **SECTION III. IFC IN CHINA**

The International Finance Corporation (IFC), a member of the World Bank Group, helps developing countries achieve sustainable growth by financing investment, mobilizing capital in international financial markets, and providing advisory services to businesses and governments. China is IFC's second-largest portfolio country. Since its first investment in 1985 to date, IFC has invested 16.4 billion (combined IFC's own account and mobilization, including short-term finance) to support more than 400 projects across China. In fiscal year 2021, IFC invested US\$1.1 billion in 17 projects.

IFC invests in and mobilizes capital for private sector projects in China, particularly those that help promote a green economy, enable rural development and development in lagging frontier areas of China, and improve productivity, private sector expansion, and higher standards. IFC's unique financing and advisory products combine global expertise with local knowledge, maximizing investment returns as well as social benefits.

### **Promoting a Green Economy**

- IFC invests in and mobilizes partner banks to fund renewable-energy and energy-and-water-efficiency projects, as well as pollution prevention and abatement, green buildings, and green finance products such as green bonds.
- We advise China's regulators and financial institutions on adopting international environmental and social best practices.
- IFC client Industrial Bank became the first Chinese lender to adopt the Equator Principles for social and environmental risk management in project finance.

### **Promoting Balanced Development**

- IFC is one of the largest investors in China's microfinance institutions and helps reduce the wealth gap between urban and rural areas.
- We also focus our investments on provinces and regions that have benefitted less from China's significant growth in the past 40 years, primarily in the west, central and northeastern provinces.
- We support the growth of thousands of agricultural businesses and micro, small and medium enterprises, and the development of human capital through investments in healthcare, aged care and education.
- Through investment and advisory work, we improve infrastructure, individual well-being, and food safety and security in China.

### **Improving Productivity, Innovation and Expanding the Private Sector**

- IFC partners with technology companies to help solve the most difficult development problems, and reach the segments of the population underserved by conventional companies
- We also advise on and invest in public-private partnerships, and in private companies operating in sectors where most other companies are state-owned, such as infrastructure.
- We support private Chinese companies to expand to other emerging regions like Africa through direct investment and capital mobilization.
- We promote the adoption of international environmental, social, and corporate-governance standards.

## **IFC Products**

### **Financial Products**

- Equity
- Loans
- Local currency products
- Quasi-equity/convertibles
- Risk management
- Structured finance
- Syndications
- Trade finance

### **Tailored Advice**

- IFC advises clients on how best to expand microfinance, mobile finance, small-and-medium-enterprise finance, sustainable-energy finance, carbon trading schemes, and trade finance.
- We promote environmental and social sustainability.
- We also help improve corporate governance, risk management, supply chain management, and other services.



## IFC's Committed Projects in China

(As of June 30, 2021, in US\$ million)

FY Committed	Project Name	Type of Business	IFC Loan	IFC Equity	Syndication	Guarantee	IFC Total
<b>TOTAL</b>			<b>8388.06</b>	<b>3625.75</b>	<b>3769.18</b>	<b>652.90</b>	<b>16435.89</b>
2021	Lionbridge Parallel Loans	Financial Markets			28.00		28.00
2021	CFPA Microfinance Tranche 2	Financial Markets			20.00		20.00
2021	CFPA Microfinance Swap	Financial Markets	6.00				6.00
2021	Sumscope Rights Issue	Financial Markets		3.00			3.00
2021	Bank of Qingdao Own Acct	Financial Markets	100.00				100.00
2021	CD Finance COVID MSME Relief Facility	Financial Markets	30.00		45.00		75.00
2021	Netafim China	Manufacturing			5.00		5.00
2021	Xiang Nian II	Manufacturing	28.00				28.00
2021	Essex Bio RSE	Manufacturing	25.00				25.00
2021	LBX Pharmacy	Manufacturing	147.06				147.06
2021	HKY2	Manufacturing	16.00				16.00
2021	GXYX ASF	Manufacturing	86.15				86.15
2021	Yuwell GHP	Manufacturing	150.00				150.00
2021	Blue Sail GHP	Manufacturing	59.00				59.00
2021	Fosun Vaccines GHP	Manufacturing	200.00				200.00
2021	Guodong	Infrastructure	40.00		57.00		97.00
2021	ALBA Asia-First Commitment	Infrastructure	30.00		24.00		54.00
2020	Lionbridge Green	Financial Markets	20.00		32.00		52.00
2020	Welab RI	Financial Markets		5.00			5.00
2020	CFPA Gansu Loan	Financial Markets	50.00		55.00		105.00
2020	Simple Credit	Financial Markets	21.21				21.21
2020	Lionbridge Swap	Financial Markets	2.40				2.40
2020	JFLC Green Fin	Financial Markets	76.98		140.00		216.98
2020	Camel Group	Manufacturing	35.57		44.43		80.00
2020	Alpha Feed	Agribusiness	35.00				35.00
2020	Minsheng Edu 2	Health and Education	105.67				105.67
2020	Weigao GreenBond	Health and Education	211.34				211.34
2020	Muyuan ASF	Agribusiness	141.88				141.88
2020	RSE Jointown 2	Pharma Distribution	49.66				49.66
2020	NetafimChina	Agribusiness	6.07		3.03		9.10
2020	M Linyang Energy	Manufacturing	2.20		9.60		11.80
2020	I Linyang Energy	Infrastructure	8.80		38.32		47.12
2020	BGE Green Bond	Infrastructure	59.57		27.00		86.57
2019	Atopco Rights II	Agribusiness		3.40			3.40
2019	Chenguang Bio	Agribusiness	37.60				37.60
2019	CHG Syndication	Financial Markets	0.40				0.40
2019	China Edu II	Education					88.80
2019	Genesis China II	Venture Capital		10.00			50.60
2019	JFLC Green Fin	Financial Markets	74.50				147.00
2019	Jointown Pharma	Healthcare	148.50				148.50
2019	Sinovation IV	Venture Capital		10.00			10.00

## IFC's Committed Projects in China

(As of June 30, 2021, in US\$ million)

FY Committed	Project Name	Type of Business	IFC Loan	IFC Equity	Syndication	Guarantee	IFC Total
2019	Sumscope	Financial Markets		10.00			10.00
2019	Xiaomi MCC Loan	Financial Markets	59.40				59.40
2019	Zhangmen	Venture Capital		20.00			25.70
2019	Canvest Loan	Infrastructure					29.70
2019	Baidu MCC Gender	Financial Markets					84.80
2019	Capital Today I	Venture Capital					16.30
2018	Full Truck	Venture Capital		9.82			9.82
2018	Sinovation IV	Venture Capital		20.00			20.00
2018	Sino Green Fund	Venture Capital			1.17		1.17
2018	GenBridge I	Venture Capital		20.10	28.44		48.54
2018	Canvest	Infrastructure	50.00		100.00		150.00
2018	Penyao Group	Infrastructure	62.12				61.80
2018	Concord NE	Infrastructure	29.94				29.94
2018	Yuhua	Manufacturing	75.00				75.00
2018	China Warehouses	Manufacturing	22.50		22.50		45.00
2018	Jiahe Foods	Manufacturing		25.40			25.40
2018	China Education Group	Health and Education	75.00				75.00
2018	Atopco Rights	Manufacturing		0.84			0.84
2018	Morris Hong Kong	Manufacturing	13.00				13.00
2018	Yingcai Education	Health and Education	37.90				37.90
2018	Fenglin III	Food & Agribusiness	40.00				40.00
2018	Kingenta Ecological Engineering Group	Manufacturing			80.00		80.00
2018	Xiangnian Food	Manufacturing		10.00			10.00
2018	CCI Equity RI	Financial Markets		4.04			4.04
2018	Baidu MCC Gender	Financial Markets	113.58				113.58
2018	JD Finance	Financial Markets	63.74				63.74
2018	CHG Syndication	Financial Markets	31.47				31.47
2018	WeLab	Financial markets/CTTFT		10.00			10.00
2017	Kingenta Ecological Engineering Group	Manufacturing	75.00	70.00	55.00		200.00
2017	Maison China III	Venture Capital		20.00			20.00
2017	Chint New Energy	Infrastructure & Manufacturing	40.00		30.00		70.00
2017	Ant ABS DCM	Financial Markets	24.68				24.68
2017	UFH Guangzhou	Health & Education	40.00		20.00		60.00
2017	Mingsheng Edu	Health & Education		30.00			30.00
2017	Axion	Manufacturing	4.00		17.00		21.00

## IFC's Committed Projects in China

(As of June 30, 2021, in US\$ million)

FY Committed	Project Name	Type of Business	IFC Loan	IFC Equity	Syndication	Guarantee	IFC Total
2017	Auyou II	Manufacturing	37.86				37.86
2017	Nidera Right Issue	Manufacturing		8.00			8.00
2017	Guangxi Yangxiang	Manufacturing	43.20				43.20
2017	Karot Hydro	Infrastructure	50.00				50.00
2017	Hosen Fund III	Venture Capital & Manufacturing		30.00			30.00
2017	Huochebang	Venture Capital & Infrastructure		15.00	10.82		25.82
2017	Baidu MCC Loan	Financial Markets	73.82				73.82
2017	Muyuan Foodstuff Loan 3	Food & Agribusiness	38.39				38.39
2017	Longhill Capital	Venture Capital		15.00			15.00
2017	Envision Energy	Manufacturing	50.00				50.00
2017	Essex Bio-Technology	Manufacturing	19.33				19.33
2017	CPFA Microfinance	Financial Markets		23.51			23.51
2016	Canvest WTE	Infrastructure	59.99				59.99
2016	Eurasia University	Health & Education	35.07				35.07
2016	Lionbridge Loan	Financial Markets	19.89				19.89
2016	CHG Loan	Financial Markets	40.08				40.08
2016	CCI Equity	Financial Markets		20.00			20.00
2016	Principle IV	TMT & Venture Investing		30.00			30.00
2016	Columbia China	Manufacturing	25.00				25.00
2016	Genesis China	Venture Capital		25.00			25.00
2016	ESIP Ayla RI-1	TMT & Venture Investing		3.05			3.05
2016	Johnson Electric	Manufacturing	37.50				37.50
2016	Noble Agri II	Manufacturing		18.00			18.00
2016	Canadian Solar	Manufacturing	3.60		1.40		5.00
2016	Sinovation III	TMT & Venture Investing		15.00			15.00
2016	SBCVC V	TMT & Venture Investing	25.00		24.00		49.00
2016	Best Logistics	Infrastructure	20.00		20.00		40.00
2016	CPLF - C Sunshine	Food & Agribusiness	2.00				2.00
2016	Beijing Enterprise Water	Infrastructure	28.00		272.00		300.00
2016	Henan Tianlun	Infrastructure	40.00		20.00		60.00
2016	Microvast Rights	Venture Capital		22.50			22.50
2016	Bank of Louyang RSF	Financial Markets	1.00			71.20	71.20

## IFC's Committed Projects in China

(As of June 30, 2021, in US\$ million)

FY Committed	Project Name	Type of Business	IFC Loan	IFC Equity	Syndication	Guarantee	IFC Total
2016	Birla Carbon - China	Manufacturing	40.00		60.00		100.00
2016	Atopco Beef	Food & Agribusiness	20.00	10.00			30.00
2016	Ant MCC ABS	Financial Markets	48.25				48.25
2016	China Everbright International II	Infrastructure	95.00		60.00		155.00
2016	China Water Affairs Group (CWAG)	Infrastructure		9.70			9.70
2015	CITIC Construction	Financial Markets	15.00				15.00
2015	CITIC Construction	Manufacturing	15.00				15.00
2015	Birla Carbon - China	Manufacturing		7.50			7.50
2015	Aihuishou Rights Issue	TMT & Venture Investing		1.70			1.70
2015	Waison Group	Manufacturing		19.50			19.50
2015	MicroCred China Rights Issue III	Financial Markets		10.00			10.00
2015	Jiangsu Financial Leasing Co. Ltd - Loan II	Financial Markets	64.50				64.50
2015	* Delayed disclosure	Financial Markets		300.00			300.00
2015	New Hope South and Southeast Asia	Food & Agribusiness	40.00		20.00		60.00
2015	CHUEE Rizhao	Financial Markets				16.90	16.90
2015	CHUEE Rizhao	Infrastructure				7.30	7.30
2015	China Water Affairs Group (CWAG)	Infrastructure		20.00			20.00
2015	Century Sunshine RI II	Food & Agribusiness		4.00			4.00
2015	China Gas	Oil & Gas	86.00		214.00		300.00
2015	MTI Enviroment	Infrastructure		4.00			4.00
2015	BioVeda Fund III RI	Financial Markets		3.80			3.80
2015	Tian Lun Gas - AMC	Oil & Gas		12.50			12.50
2015	Tian Lun Gas	Oil & Gas		75.00	62.50		137.50
2015	Zhengming	Infrastructure		13.60			13.60
2015	Zhengming	Food & Agribusiness		13.60			13.60
2015	Dynamic Nanjing	Chemicals & Petrochemicals		20.00			20.00
2015	Anyou	Food & Agribusiness		15.00			15.00
2015	Ioxus RI 1	TMT & Venture Investing	0.20				0.20
2015	MicroCred Nanchong Loan	Financial Markets	8.10				8.10
2015	Weigo II	Health & Education	96.70				96.70

## IFC's Committed Projects in China

(As of June 30, 2021, in US\$ million)

FY Committed	Project Name	Type of Business Education	IFC Loan	IFC Equity	Syndication	Guarantee	IFC Total
2015	CEI Water II	Infrastructure		35.00			35.00
2015	SinoGreen Fund - AMC	TMT & Venture Investing		3.90	16.10		20.00
2015	United Water	Infrastructure		4.00			4.00
2015	Ant Financial - Gender Loan	Financial Markets	81.40				81.40
2015	Hekangyuan	Food & Agribusiness		10.00			10.00
2015	CSAIL - Pakistan	Infrastructure		62.50			62.50
2015	Q&M Dental Group - Rights Issue	Health & Education		0.30			0.30
2015	Maple Leaf Education	Health & Education		15.50			15.50
2015	MicroCred Sichuan - Loan	Financial Markets	6.50				6.50
2015	Guangxi Fenglin Group II	Timber, Pulp & Paper	30.40				30.40
2015	CFPA Microfinance - Loan	Financial Markets	20.50				20.50
2015	Epure Warrants	Infrastructure		25.00			25.00
2015	Aihuishou	TMT & Venture Investing		5.00	0.00	0.00	5.00
2015	COFCO - Noble	Food & Agribusiness		24.00			24.00
2015	COFCO- Nidera	Food & Agribusiness		18.00			18.00
2014	Global Trade Supplier Finance- Polo Ralph Lauren	Manufacturing	0.00	0.00	0.00	0.00	0.00
2014	Baishan	Manufacturing	25.00				25.00
2014	Hollysys Automation	Manufacturing	20.00				20.00
2014	Stora Enso IJV	Timber, Pulp & Paper	53.00		222.00		275.00
2014	Stora Enso FJV1	Timber, Pulp & Paper	35.00		150.00		185.00
2014	Muyuan Loan II	Food & Agribusiness	20.00				20.00
2014	Century Sunshine Ecological Technology Holdings Ltd. II	Manufacturing		15.00			15.00
2014	Stora Enso III	Timber, Pulp & Paper		58.80			58.80
2014	Ioxus	Manufacturing		5.10			5.10
2014	Sunpreme RI III	Manufacturing		3.20			3.20
2014	Ayla Networks	Infrastructure		4.50			4.50
2014	CDH Fund V	Financial Markets	45.10				45.10
2014	*MCC Loan	Financial Markets	160.80				160.80
2014	Yi Ming Fund	Financial Markets		15.00			15.00

## IFC's Committed Projects in China

(As of June 30, 2021, in US\$ million)

FY Committed	Project Name	Type of Business	IFC Loan	IFC Equity	Syndication	Guarantee	IFC Total
2014	China Environment Fund IV	Financial Markets		15.00			15.00
2014	MNF House II	Manufacturing	10.90				10.90
2014	Global Trade Supplier Finance-LS&Co	Manufacturing	0.10				0.10
2014	Global Trade Liquidity Program - Renminbi Trade	Financial Markets	250.00		250.00		500.00
2014	GTFP Bank of Deyang	Financial Markets	28.60				28.60
2014	GTFP Bank of Beijing	Financial Markets	197.30				197.30
2014	BioVeda China Fund III	Financial Markets		10.00			10.00
2014	BioVeda China Fund III	Manufacturing		10.00			10.00
2014	Fullerton II	Financial Markets	12.20				12.20
2014	Fullerton II Hubei	Financial Markets	17.20				17.20
2014	Sunprime RI II	Manufacturing		2.60			2.60
2014	Clint/SunEdison	Infrastructure			9.00		9.00
2014	Global Trade Supplier Finance-Perry Ellis	Manufacturing	12.60				12.60
2014	Zhaoheng Hydro	Infrastructure		25.00			25.00
2013	Zhaoheng Hydro - Yingjiang	Infrastructure	27.00				27.00
2013	Zhaoheng Hydro - Dushan	Infrastructure	6.00				6.00
2013	Zhaoheng Hydro - Daguan	Infrastructure	17.00				17.00
2013	China Everbright International	Infrastructure	70.00				70.00
2013	ENN Energy	Oil & Gas	75.00		75.00		150.00
2013	QDJason Electric	Manufacturing		6.00			6.00
2013	Anyou	Agribusiness	20.00				20.00
2013	Concord Medical	Health & Education	20.00				20.00
2013	Concord Medstar	Health & Education	30.00				30.00
2013	New Hope Fund II	Manufacturing		10.00			10.00
2013	New Hope Fund II	Financial Markets		10.00			10.00
2013	CHUEE SME Bank of Shanghai	Financial Markets				40.30	40.30
2013	China Environment Fund III RI	Financial Markets	0.30				0.30
2013	Jiangxi Tianren	Chemicals & Petrochemicals		8.50			8.50
2013	CHUEE SME Bank of Beijing	Infrastructure				21.20	21.20
2013	CHUEE SME Bank of Beijing	Financial Markets				49.50	49.50
2013	CHUEE SME Bank of Nanjing	Financial Markets				40.20	40.20
2013	Chint/SunEdison	Infrastructure	6.10				6.10
2013	GTFP - Bank of Beijing	Financial Markets	229.30				229.30



## IFC's Committed Projects in China

(As of June 30, 2021, in US\$ million)

FY Committed	Project Name	Type of Business	IFC Loan	IFC Equity	Syndication	Guarantee	IFC Total
2013	Nature Flooring - Forestry	Agribusiness	40.00				40.00
2013	Global Trade Supplier Finance-LS&Co	Manufacturing	0.10				0.10
2013	Changlin SDF	Manufacturing	13.00				13.00
2013	Peak Reinsurance Limited	Financial Markets		82.00			82.00
2013	GTFP Bank of Deyang	Financial Markets	4.90				4.90
2013	CHUEE Jiangsu	Financial Markets				74.10	74.10
2013	CFPA RI Add-on	Financial Markets		3.60			3.60
2013	Fosun Pharma II- Equity	Manufacturing		25.00			25.00
2013	F-Road Mobile Payment	Infrastructure		2.80			2.80
2013	F-Road Mobile Payment	Financial Markets		2.80			2.80
2013	Muyuan Foodstuff Co., Ltd - Loan	Agribusiness	20.00				20.00
2013	EDC China Holding Ltd RI	Infrastructure		10.00			10.00
2013	Aqualyng Holding	Infrastructure	12.00				12.00
2013	Global Trade Supplier Finance-Perry Ellis	Manufacturing	10.00				10.00
2013	Fullerton Hubei	Financial Markets	9.90				9.90
2013	Fullerton Sichuan	Financial Markets	24.80				24.80
2013	Fullerton Chongqing	Financial Markets	14.90				14.90
2013	SNF Taixing	Chemicals & Petrochemicals	30.00				30.00
2012	SinoGreen Fund	Financial Markets	20.00				20.00
2012	Fosun Pharma - Loan	Manufacturing	47.10				47.10
2012	United Water	Infrastructure	16.00				16.00
2012	CFPA MicroFinance Management Co. RI	Financial Markets		6.30			6.30
2012	Jiangsu Financial Leasing Co. Ltd - Loan	Financial Markets	49.50				49.50
2012	Epure Warrents	Infrastructure					0.00
2012	Ambow Education	Health & Education	50.00				50.00
2012	Aloe Fund III	Infrastructure		6.30			6.30
2012	Aloe Fund III	Financial Markets		6.30			6.30
2012	Urumqi Tianrong Microcredit Company	Financial Markets		1.60			1.60
2012	JY Organic - Syndication	Food & Agribusiness			20.00		20.00
2012	C&G WTE	Infrastructure		5.00			5.00
2012	APMG - Loan	Health & Education	15.00				15.00

## IFC's Committed Projects in China

(As of June 30, 2021, in US\$ million)

FY Committed	Project Name	Type of Business	IFC Loan	IFC Equity	Syndication	Guarantee	IFC Total
2012	APMG	Health & Education		20.00			20.00
2012	Hengfu Logistics	Manufacturing		3.00			3.00
2012	Hengfu Logistics	Infrastructure		3.00			3.00
2012	GTFP Bank of Deyang	Financial Markets	0.80				0.80
2012	JY Organic	Food & Agribusiness	12.00	8.00			20.00
2012	GTFP Bank of Beijing	Financial Markets	240.00				240.00
2012	Nature Elements	Infrastructure		12.50			12.50
2012	Nature Elements	Financial Markets		12.50			12.50
2012	CHUEE SME - Industrial Bank	Financial Markets				51.90	51.90
2012	Universtar Science & Technology (Shenzhen) Co., Ltd. RI	Manufacturing		1.10			1.10
2012	GTFP United Rural Commercial Bank	Financial Markets	2.20				2.20
2012	Yaohua Glass II	Manufacturing			40.00		40.00
2011	CHUEE SME - Binhai Rural Commercial Bank	Financial Markets				30.90	30.90
2011	Epure BOT 2	Infrastructure	36.00				36.00
2011	Microvast	Manufacturing		12.50			12.50
2011	Microvast	Climate Business		12.50			12.50
2011	Dazhou Koyo Chemical Industry Company, Ltd II	Manufacturing		7.00			7.00
2011	Hwagain	Manufacturing		15.30			15.30
2011	Healthway RI	Health & Education		0.80			0.80
2011	Jiangsu Financial Leasing Co. Ltd - RI	Financial Markets		17.60			17.60
2011	China Environment Fund IV	Infrastructure		10.00			10.00
2011	China Environment Fund IV	Financial Markets		10.00			10.00
2011	Puhui Guarantee	Manufacturing		3.70			3.70
2011	Puhui Guarantee	Financial Markets		3.70			3.70
2011	Q & M Dental Group	Health & Education	15.00				15.00
2011	GTFP Bank of Beijing	Financial Markets	30.00				30.00
2011	Zhongda Hydro II - fourth commitment	Infrastructure		2.70			2.70
2011	Dazhou Koyo Chemical Industry Company, Ltd - Warrents	Chemicals & Petrochemicals		3.00			3.00
2011	Global Data Solutions Ltd. RI II	Infrastructure		0.70			0.70

## IFC's Committed Projects in China

(As of June 30, 2021, in US\$ million)

FY Committed	Project Name	Type of Business	IFC Loan	IFC Equity	Syndication	Guarantee	IFC Total
2011	Stora Enso Guangxi - Syndication	Timber, Pulp & Paper			127.60		127.60
2011	Ancheng Add-on	Financial Markets		16.40			16.40
2011	Chengdu Small Enterprise Credit Guarantee Company Limited RI-2 Disb.	Financial Markets		6.00			6.00
2011	Tianjin Haitai	Climate Business		4.50			4.50
2011	Tianjin Haitai	Infrastructure		4.50			4.50
2011	Beijing Shenwu	Manufacturing	22.80				22.80
2011	ANCHENG	Financial Markets		37.20			37.20
2011	GTFP Binhai Rural Commercial Bank	Financial Markets	0.03				0.03
2011	GTFP Deyang City Commercial Bank	Financial Markets	0.20				0.20
2011	GTFP Bank of Beijing	Financial Markets	30.00				30.00
2011	Lattice Power	Manufacturing		17.50			17.50
2011	China WindPower (Syndication)	Infrastructure			95.00		95.00
2011	China Digital Video - Warrant (New Auto)	Information Technology		1.00			1.00
2011	New China Life Insurance Co., Ltd. II	Financial Markets		8.50			8.50
2011	Beichuan Village and Township Bank	Financial Markets		1.60			1.60
2011	Goldwind Science and Technology Co., Ltd	Manufacturing		75.00			75.00
2011	MicroCred China RI II	Financial Markets		2.10			2.10
2011	Muyuan Foodstuff Co., Ltd	Food & Agribusiness		9.60			9.60
2010	China WindPower	Infrastructure	45.00	10.00			55.00
2010	Xiwang Sugar Holdings Company Limited	Food & Agribusiness		5.00			5.00
2010	GTFP United Rural Commercial Bank	Financial Markets	0.30				0.30
2010	Amkonzen Asia Water Fund	Infrastructure		10.00			10.00
2010	Amkonzen Asia Water Fund	Financial Markets		10.00			10.00
2010	CFPA MicroFinance ManagementCo.	Financial Markets		5.80			5.80
2010	Phaedia Nutrition	Food & Agribusiness	4.00				4.00
2010	China Dairy Group	Food & Agribusiness	11.00				11.00
2010	Chengdu Small Enterprise Credit Guarantee Company Limited RI-1 Disb.	Financial Markets		12.00			12.00
2010	United Rural Cooperative Bank of Hangzhou (Restructuring)	Financial Markets		16.40			16.40

## IFC's Committed Projects in China

(As of June 30, 2021, in US\$ million)

FY Committed	Project Name	Type of Business	IFC Loan	IFC Equity	Syndication	Guarantee	IFC Total
2010	Yaohua Glass II	Manufacturing	30.00				30.00
2010	Epure International Ltd. (BOT)	Infrastructure	34.00				34.00
2010	Industrial Bank Rights Issue	Financial Markets		21.30			21.30
2010	Healthway Medical Corp (Loan)	Health & Education	15.00				15.00
2010	Shenzhen VTB	Financial Markets		2.90			2.90
2010	Zhongda Sanchuan Hydro Development Co., Ltd II-Third commitment	Infrastructure	23.20				23.20
2010	MicroCred China RI	Financial Markets		1.30			1.30
2010	Xiwang Sugar Holdings Company Limited	Food & Agribusiness	20.00				20.00
2010	Healthway Medical Corp	Health & Education		10.00			10.00
2010	Neophotonics Corporation RI2	Information Technology		2.00			2.00
2010	Universtar Science & Technology (Shenzhen) Co., Ltd.	Manufacturing		20.00			20.00
2010	Beijing Shuoren Hitech Energy Technology Co., Ltd (Quasi-Equity)	Information Technology	5.00				5.00
2010	Jiangsu Financial Leasing Co. Ltd	Financial Markets		21.30			21.30
2010	Binhai Rural Commercial Bank RI	Financial Markets		36.60			36.60
2010	Bank of Shanghai RI III	Financial Markets		38.40			38.40
2010	Zhongda Sanchuan Hydro Development Co., Ltd II-Secondary commitment	Infrastructure		2.50			2.50
2010	Deyang City Commercial Bank	Financial Markets		31.30			31.30
2010	Beijing Shuoren Hitech Energy Technology Co., Ltd	Manufacturing		1.50			1.50
2010	Beijing Shuoren Hitech Energy Technology Co., Ltd	Information Technology		1.50			1.50
2009	Suntech Power Holdings Co., Ltd.	Manufacturing		50.00			50.00
2009	Asia Environmental Partners	Infrastructure		12.50			12.50
2009	Asia Environmental Partners	Financial Markets		12.50			12.50
2009	Harbin Bank Village and Township Bank Network	Financial Markets		0.70			0.70
2009	Renshou Minfu Rural Bank	Financial Markets		0.70			0.70
2009	EDC China Holding Ltd	Information Technology		20.00			20.00
2009	Zhongda Sanchuan Hydro Development Co., Ltd. II - First Commitment	Infrastructure		4.90			4.90

## IFC's Committed Projects in China

(As of June 30, 2021, in US\$ million)

FY Committed	Project Name	Type of Business	IFC Loan	IFC Equity	Syndication	Guarantee	IFC Total
2009	Dazhou Koyo Chemical Industry Company, Ltd	Chemicals & Petrochemicals	20.00	10.00			30.00
2009	China Environment Fund III, L.P.	Infrastructure		7.50			7.50
2009	China Environment Fund III, L.P.	Financial Markets		7.50			7.50
2009	Chengdu Small Enterprise Credit Guarantee Company Limited	Financial Markets		14.30		14.60	28.90
2009	China Yaohua Glass Group Corporation	Manufacturing	20.00	25.00			45.00
2009	ENN Solar Energy Co., Ltd (Xinao Group)	Infrastructure	22.50	7.50			30.00
2009	ENN Solar Energy Co., Ltd (Xinao Group)	Manufacturing	22.50	7.50			30.00
2009	Jiangsu Suhua Group Zhangjiagang Company Limited	Chemicals & Petrochemicals		10.00			10.00
2008	China Glass Holdings Ltd. II	Manufacturing	30.00	0.00			30.00
2008	Far East Energy Corporation Rights	Oil & Gas		4.25			4.25
2008	Chuee II - Shanghai Pudong Development Bank	Financial Markets				72.00	72.00
2008	China Flooring Holding Co., Ltd,	Manufacturing	30.00	20.00			50.00
2008	NeoPhotonics Corporation RI	Information Technology		5.00			5.00
2008	Tianrui Group Cement Company Ltd.	Manufacturing		14.00			14.00
2008	Softbank China Venture Capital RI	Financial Markets		5.00			5.00
2008	Global Data Solutions Ltd. RI	Information Technology		1.67			1.67
2008	China Utility-Based Energy Efficiency Finance Program II IBRSF	Financial Markets				109.80	109.80
2008	Shen Zhen Zhong An Credit Venture Capital Co. Ltd	Financial Markets	2.50				2.50
2008	MicroCred Nanchong	Financial Markets		1.06			1.06
2008	Beijing United Family Hospital 2	Health & Education	25.00	15.00			40.00
2008	Sichuan Jiuda Salt Manufacturing Co.Ltd.	Food & Agribusiness	12.50				12.50
2008	Sichuan Jiuda Salt Manufacturing Co.Ltd.	Chemicals & Petrochemicals	12.50				12.50
2008	Asia Environment Holdings Ltd	Infrastructure	15.00				15.00
2008	Inner Mongolia Runhua International Micro Credit Company	Financial Markets		1.25			1.25
2008	Jinan Shanshui Group III	Manufacturing	50.00	12.00			62.00
2008	HiSoft Technology International Ltd.	Information Technology		3.50			3.50

## IFC's Committed Projects in China

(As of June 30, 2021, in US\$ million)

FY Committed	Project Name	Type of Business	IFC Loan	IFC Equity	Syndication	Guarantee	IFC Total
2008	United Commercial Bank (China) Limited	Financial Markets	45.00				45.00
2008	UE Envirotech Pte. Ltd	Health & Education	9.00	3.50			12.50
2008	Weihui Tianrui Cement Co. Ltd	Manufacturing	10.00				10.00
2008	Dongyue Group (Syndication)	Chemicals & Petrochemicals			25.00		25.00
2008	Newauto Silicon Valley Video Technology Co., Ltd	Information Technology	10.00				10.00
2008	BioVeda China Fund II, L.P.	Financial Markets		5.00			5.00
2008	BioVeda China Fund II, L.P.	Manufacturing		5.00			5.00
2008	Binhai Rural Commercial Bank	Financial Markets		33.00			33.00
2008	Far East Energy Corporation	Oil & Gas		15.00			15.00
2008	Orient Fortune NPL JV	Financial Markets		44.00		11.00	55.00
2008	Jiuda Salt Industry Limited	Food & Agribusiness		7.50			7.50
2008	Jiuda Salt Industry Limited	Chemicals & Petrochemicals		7.50			7.50
2008	Cinda RJVC	Financial Markets		5.70			5.70
2007	Tianrui Group Cement Company Ltd.	Manufacturing	50.00	11.00			61.00
2007	China Glass Holdings Ltd.	Manufacturing		11.31			11.31
2007	Global Data Solutions Ltd.	Information Technology		5.00			5.00
2007	Shandong Weigo Group Medical Polymer Co., Ltd.	Manufacturing	20.00				20.00
2007	China Utility-Based Energy Efficiency Finance Program_Bank of Beijing	Financial Markets				17.00	17.00
2007	Sino Mining Limited	Mining	1.00				1.00
2007	Distressed Asset China Special Opportunity and Situation Fund. L.P	Financial Markets		30.00			30.00
2007	Dongyue Group	Chemicals & Petrochemicals	25.00	15.70			40.70
2007	Century Sunshine Ecological Technology Holdings Ltd.	Food & Agribusiness	15.21				15.21
2007	Shanghai Fosun Pharmaceuticals Company Ltd.	Manufacturing	40.00				40.00
2007	Aier Eye Hospital Group Co., Ltd	Health & Education	8.00				8.00
2007	Nanjing City Commercial Bank	Financial Markets	45.80				45.80
2007	Epure International Ltd.–Beijing Sound Environmental Engineering Stock Co Ltd	Infrastructure		10.00			10.00



## IFC's Committed Projects in China

(As of June 30, 2021, in US\$ million)

FY Committed	Project Name	Type of Business	IFC Loan	IFC Equity	Syndication	Guarantee	IFC Total
2007	Xinao Group	Oil & Gas	40.00	10.00	128.00		178.00
2007	BioVeda China Fund, L.P.	Financial Markets		1.70			1.70
2006	CDH Venture Management Co., Ltd.	Financial Markets		20.00			20.00
2006	ASIMCO Rights Issue	Motor Vehicles & Components		4.10			4.10
2006	United Rural Cooperative Bank of Hangzhou	Financial Markets		10.90			10.90
2006	NeoPhotonics Corporation	Information Technology	10.00				10.00
2006	Zhejiang Glass Co., Ltd.	Manufacturing	52.50	22.50			75.00
2006	Stora Enso China II	Timber, Pulp & Paper	50.00				50.00
2006	Hyflux Ltd. (Tianjin Dagang NewSpring Co. Ltd. )	Infrastructure	25.00	20.00			45.00
2006	Rongde Asset Management Co., Ltd.	Financial Markets		35.00			35.00
2006	China Utility-Based Energy Efficiency Finance Program (IB)	Financial Markets				25.00	25.00
2006	Capital Today China Growth Fund, L.P.	Financial Markets		25.00			25.00
2006	Softbank China Venture Capital Fund II	Financial Markets		20.00			20.00
2006	Zhongda Sanchuan Hydro Development Co., Ltd.	Infrastructure	21.90				21.90
2006	Beijing Securities	Financial Markets		19.80			19.80
2006	Shandong Shanshui Cement Group Limited	Construction Materials	50.00	7.70			57.70
2006	Launch Tech Company Limited	Motor Vehicles & Components		8.40			8.40
2006	Shanghai International Banking and Finance Institute	Health & Education	0.10				0.10
2006	Shanghai Aerospace Computer System Engineering Co., Ltd.	Health & Education	3.00	1.60			4.60
2006	Changchun TBK Shili Auto Parts Co., Ltd.	Motor Vehicles & Components	4.00				4.00
2006	Beijing Deqingyuan Agriculture Technology Co. Ltd.	Food & Agribusiness		2.80			2.80
2006	Guangzhou Development Industry (Holdings) Co., Ltd.	Power	50.10				50.10
2006	Anhui Conch Cement Company	Construction Materials	80.10	40.40			120.50
2006	United Family Hospitals	Health & Education	8.00				8.00
2006	Chinasoft International Limited	Information Technology		15.00			15.00

## IFC's Committed Projects in China

(As of June 30, 2021, in US\$ million)

FY Committed	Project Name	Type of Business	IFC Loan	IFC Equity	Syndication	Guarantee	IFC Total
2006	VeriSilicon Holdings Co., Ltd.	Information Technology		1.00			1.00
2006	HiSoft Technology International Ltd.	Information Technology		4.30			4.30
2005	MBA Polymers, Inc.	Chemicals & Petrochemicals		1.20			1.20
2005	CT Holdings Group Co., Ltd.	Infrastructure	40.00				40.00
2005	Minsheng Shipping Co., Ltd.	Infrastructure	15.75				15.75
2005	Jiangsu Five Star	Retail		7.00			7.00
2005	CDH China Growth Capital Fund II	Financial Markets		20.00			20.00
2005	BioVeda China Fund	Financial Markets		4.00			4.00
2005	Stora Enso China	Timber, Pulp & Paper	50.00		25.00		75.00
2005	Bank of Beijing	Financial Markets		58.00			58.00
2005	Yantai Changyu Pioneer Wine Company Limited	Food & Agribusiness		17.60			17.60
2005	Yantai North Andre Juice Co., Ltd.	Food & Agribusiness	15.00				15.00
2005	New Hope Capital Co., Ltd.	Financial Markets		45.00			45.00
2005	Ma'anshan Carbon Black II	Chemicals and Petrochemicals	11.00	1.00			12.00
2005	Zhejiang Babei Garment & Ornaments Co., Ltd.	Textile	11.00	5.00	8.00		24.00
2005	China Fangxin Limited	Manufacturing	15.00	5.00	10.00		30.00
2004/05	Jiangxi Chenming Paper Co., Ltd.	Timber, Pulp & Paper	60.00	12.90	40.00		112.90
2004	China Green Energy Ltd.	Power	20.00	10.00			30.00
2004/06	HiSoft Technology International Ltd.	Information Technology		4.00			4.00
2004	Guangxi Fenglin Group	Timber, Pulp & Paper	15.00	6.00	18.00		39.00
2004	Shanxi Antai Group	Mining	40.00		30.00		70.00
2004	Xin'ao Gas Holdings Limited	Infrastructure	25.00	10.00			35.00
2004	Nanjing Kumho Tire Expansion	Motor Vehicles & Components	34.00	2.20			36.20
2004	Yangtze Special Opportunities Fund, L.P.	Financial Markets		50.00			50.00
2004	ASIMCO Technologies Limited	Motor Vehicles & Components		10.00			10.00
2004	Zhong Chen Energy Storage Co.,Ltd.	Oil & Gas		5.00			5.00
2004	Ningxia Darong Chemicals & Metallurgy Co., Ltd	Chemicals & Petrochemicals		1.50			1.50
2004	MSCO NPL	Financial Markets	28.00				28.00

## IFC's Committed Projects in China

(As of June 30, 2021, in US\$ million)

FY Committed	Project Name	Type of Business	IFC Loan	IFC Equity	Syndication	Guarantee	IFC Total
2004	CUNA Rural Credit Cooperative Insurance Company	Financial Markets		12.00			12.00
2004	AnJia Group	Financial Markets		2.00			2.00
2004	Southern Aluminum Industry (China) Co. Ltd.	Manufacturing	12.00				12.00
2004	Wumart Stores Inc.	Retail		6.50			6.50
2004	Shanghai International Banking and Finance Institute	Health & Education		0.09			0.09
2004	CSMC Technologies Corporation	Manufacturing		12.00			12.00
2004	China Life Reinsurance Co	Financial Markets		15.30			15.30
2004	Industrial Bank	Financial Markets		52.00			52.00
2003	BNP Paribas Peregrine China Investment Bank	Financial Markets		11.60			11.60
2003	Paris-Shanghai Asset Management Co.	Financial Markets		1.93			1.93
2003	Minsheng Banking Corporation	Financial Markets		23.50			23.50
2003	Xi'an City Commercial Bank	Financial Markets		19.93			19.93
2003	Jilin Huazheng Agricultural Development Co., Ltd.	Food & Agribusiness	15.00		7.00		22.00
2003	Global Infotech Holdings China	Information Technology		3.50			3.50
2003	Sino Mining Limited	Mining	5.00				5.00
2002	CDH Private Equity Fund	Financial Markets		20.00			20.00
2002	Interstate Energy Corporation Pte, Ltd	Power	20.00				20.00
2002/03	Huarong Asset Management Company	Financial Markets	32.00	3.00			35.00
2002/03	Advantage China Holdings Ltd.	Financial Markets		0.74			0.74
2002	Nanjing City Commercial Bank	Financial Markets		27.00			27.00
2002	Wanjie Radiation Company Limited	Health & Education	15.00				15.00
2002	Peak Pacific Investment Corporation Ltd.	Power	25.00				25.00
2002	Maanshan Carbon Black	Chemicals & Petrochemicals	9.00	2.00			11.00
2001	Sino-Forest Plantation	Timber, Pulp & Paper	25.00				25.00
2001	China Forfeiting Facilities	Financial Markets	4.00				4.00
2001	New China Life Insurance Co., Ltd.	Financial Markets		30.70			30.70
2001	Sichuan SME Investment Fund	Financial Markets		6.00			6.00
2000	Shizuishan Carbon Plant	Chemicals & Petrochemicals	6.30	1.70	6.00		14.00
2000	Shanxi Int'l Casting Co. Ltd.	Manufacturing	19.00				19.00

## IFC's Committed Projects in China

(As of June 30, 2021, in US\$ million)

FY Committed	Project Name	Type of Business	IFC Loan	IFC Equity	Syndication	Guarantee	IFC Total
2000	Lafarge Dujiangyan Cement Co., Ltd.	Construction Materials	25.59		30.00		55.59
2000/01/02	Bank of Shanghai	Financial Markets		50.28			50.28
2000	Shanghai Krupp Stainless Steel Ltd.	Manufacturing	30.00		68.80		98.80
1999	China Infrastructure Group Holdings Ltd. (CIG Zhapu)	Infrastructure		4.50			4.50
1999	Wuhan Int'l Container Transshipment Co., Ltd.(WIT)	Infrastructure	5.00		5.00		10.00
1999	Hansom Investment Co., Ltd. (Shanghai Midway Infrastructure )	Infrastructure		16.10			16.10
1999	Leshan Scana Metallurgical JV Co., Ltd.	Manufacturing	6.10	1.35			7.45
1999	Zhen Jing Leather Products Co., Ltd.	Textile		2.00			2.00
1999	Chengxin Int'l Credit Ratings Ltd.	Financial Markets		0.36			0.36
1999	Plantation Timber Products (Hubei), Ltd.	Timber, Pulp & Paper	12.63		25.38		38.01
1999	Caltex Ocean Gas and Energy Company Ltd.	Manufacturing	21.00		45.00		66.00
1999	Chengdu Huarong Chemical Co., Ltd.	Chemicals & Petrochemicals	7.40	3.20	8.60		19.20
1998	Shanghai Hormel Food	Food & Agribusiness		2.25	2.25		4.50
1997/00	Plantation Timber Products (Holdings), Ltd.	Timber, Pulp & Paper		1.53			1.53
1997	Beijing Hormel Foods	Food & Agribusiness	5.00	0.50	5.50		11.00
1997	Orient Finance Co.	Financial Markets	13.30		16.70		30.00
1997	Pacific Ports Co.	Infrastructure		4.98			4.98
1997	Jingyang Cement Co., Ltd.	Construction Materials	40.00		100.00		140.00
1997	Suzhou Huasu Plastics Co., Ltd.	Chemicals & Petrochemicals	22.00	2.48	22.20		46.68
1996	Weihai Weidongri Comprehensive Foostuff Co.,Ltd.	Food & Agribusiness	4.53		4.44		8.97
1996	DuPont Suzhou Polyester, Co., Ltd.	Textile	24.92	4.15	52.00		81.07
1996	Nanjing Kumho Tire Co., Ltd.	Motor Vehicles & Components	16.00	3.81	45.50		65.31
1996/98	Plantation Timber Products (Leshan), Ltd.	Timber, Pulp & Paper	14.20	1.00	20.00		35.20
1995	Dalian Float Glass Co. Ltd.	Manufacturing	30.50	2.40	30.50		63.40
1995	Newbridge Investment Partners, L.p.	Financial Markets		10.00			10.00

# IFC's Committed Projects in China

(As of June 30, 2021, in US\$ million)							
FY Committed	Project Name	Type of Business	IFC Loan	IFC Equity	Syndi- cation	Guara- ntee	IFC Total
1994	H&Q China Fund Ltd.	Financial Markets		12.35			12.35
1994	China Walden Venture Investments Ltd.	Financial Markets		7.50			7.50
1994	China Walden Management Ltd.	Financial Markets		0.01			0.01
1993	Yantai Mitsubishi Cement Co., Ltd.	Construction Materials	28.73	1.95			30.68
1993	Shenzhen Taiyang PCCP Co., Ltd.	Construction Materials	4.00	0.99			4.99
1989	Shenzhen YK Solar Energy Co., Ltd.	Manufacturing	2.00	1.00			3.00
1989	Crown (China) Electronics Co., Ltd.	Manufacturing	15.00				15.00
1988/92/94	Shenzhen China Bicycles Co. (holding), Ltd.	Manufacturing	17.50	3.39			20.89
1988	JF China Investment Ltd.	Financial Markets	3.00	0.04			3.04
1985/92	Guangzhou Peugeot Automobile Co., Ltd.	Motor Vehicles & Components	15.00	4.55			19.55

## SECTION IV. MIGA OPERATIONS IN CHINA

Created in 1988, the Multilateral Investment Guarantee Agency (MIGA) encourages foreign direct investment (FDI) in developing countries by providing political risk insurance (guarantees) to foreign investors and lenders against the risks of expropriation, transfer restriction, breach of contract, war and civil disturbance, and non-honoring of financial obligations. As part of its guarantee program, MIGA helps investors and governments resolve disputes that may adversely impact investments guaranteed by MIGA, thus preventing potential claim situations from escalating and keeping investments going. MIGA also helps countries formulate and implement strategies for attracting and retaining FDI through its financial contribution to Investment Climate (IC) Advisory Services (formerly known as Foreign Investment Advisory Services or FIAS), as well as offering online services and free information on investment opportunities, business operating conditions, and political risk insurance.

### **MIGA in China**

Since 2000, there has been rising interest for MIGA guarantees covering investments into China, particularly for projects that involve sub-sovereign risk, such as those in the water, wastewater and solid waste management sectors. MIGA is eager to facilitate more investments into China, especially in support of China's PPP Program and western and northeast regional development strategy. At the same time, MIGA is working closely with Chinese partners on outward investment in support of the country's "Going Abroad" and "the Belt and Road Initiative". For the past few years, MIGA has received increasing interest from Chinese banks and companies to cover their outward investments.

### **Guarantees**

**Exposure.** MIGA has been active in supporting FDI into China. Since 1993, MIGA has supported 36 projects amounting to over US\$593.9 million. Most of these projects are in the water, wastewater, and waste management sectors.

For Chinese outward investment, MIGA has in the past eight years supported eleven projects totaling US\$1.47 billion in guarantee coverage in the power, telecom, transport, extractive industries, construction, health sectors in Kenya, Jordan, Egypt, Myanmar, Ghana, Nigeria, Turkey, Oman and Uzbekistan. MIGA guarantees to those projects helped facilitate a total of US\$5 billion in investment. A number of Chinese banks such as the Industrial and Commercial Bank of China (ICBC), ICBC (Asia), Bank of China (Beijing), Bank of China (Hong Kong), Bank of China (Singapore), Bank of China (Dubai), China Construction Bank (CCB) and China Development Bank have benefited from MIGA guarantees for those outward investment projects. In addition, MIGA is currently preparing several new projects for both inward and outward investments.

**Cooperation with the Ministry of Finance (MOF) and Ministry of Commerce (MOFCOM): Focus on Outward Investment.** MIGA has been working with the MOF and MOFCOM, with a focus on facilitating Chinese investment overseas, specifically into Africa and Asia. In 2005,

MIGA organized a workshop jointly with the MOF, China EXIM Bank and the IFC to introduce risk mitigation tools provided by the World Bank Group, particularly by MIGA. In 2006, MIGA and FIAS organized a conference jointly with MOFCOM to present the findings of a survey of 150 Chinese companies with overseas investments. Also in 2006, MIGA co-sponsored the Dialogue Conference between Chinese enterprises and Fortune Global 500 Companies with MOFCOM's China Investment Promotion Agency in Wenzhou. In 2012, MIGA co-organized two workshops on Chinese outward investment and risk management with its Chinese partners in Beijing and Tianjin, respectively. In 2016 and 2017, MIGA Vice President and Chief Operating Officer and MIGA Executive Vice President attended the Investing in Africa Forum in Guangzhou, China and Dakar, Senegal and presented recent examples of MIGA's support for Chinese overseas investments. In 2019, MIGA, IFC and Guangdong Provincial Department of Commerce jointly held a workshop on "Overseas Investment and Risk Management" for Chinese private investors held in Guangzhou.

**Cooperation with Sinosure, China Development Bank, Bank of China, ICBC, China Africa Development Fund, and other partners.** In 2005, MIGA signed a Memorandum of Understanding with Sinosure on cooperation in marketing and co-insurance of Chinese outward investment. Between 2005 and 2017, MIGA provided four investment insurance training courses for Sinosure, and co-organized a series of political risk insurance road shows in China's coastal cities. MIGA has also strengthened its cooperation with China Development Bank, Bank of China, and ICBC through joint projects, regular dialogues and identification of potential projects for future cooperation. Since 2010, MIGA has also arranged a number of workshops for China Development Bank, China Africa Development Fund, Bank of China (Hong Kong), ICBC and PowerChina in Beijing, Changchun and Hong Kong.



## **SECTION V. GEF PROJECTS IN CHINA**

### **(World Bank as Implementing Agency)**

he Global Environment Facility (GEF) provides grants and concessional loans to UNDP and World Bank-eligible countries to co-finance projects and programs that both protect the global environment and promote sustainable economic growth. The GEF is an independent financial institution which began as a pilot program in 1991 and was formally established in 1994. It funds the agreed incremental costs of activities that benefit the global environment in six focal areas: climate change; biological diversity; international waters; persistent organic pollutants, land degradation and stratospheric ozone depletion. The Climate Change, Biodiversity and POPs Conventions have designated the GEF as their funding mechanism. Countries must ratify the relevant convention to qualify for GEF support in these three focal areas.

Countries access GEF resources through either one of three “implementing agencies”: the UN Development Program (UNDP), the UN Environment Program (UNEP) and the World Bank, or through several “executing agencies” including the Asian Development Bank (ADB). The GEF Secretariat, which is functionally independent from the three implementing agencies, reports to and services the GEF Council (Board) and Assembly. The Ministry of Finance is the Focal Point for coordinating GEF projects in China.

Since 1992, the World Bank has facilitated 57 GEF-supported projects in China with grants of more than US\$716.7 million.

## GEF Projects in China (World Bank as Implementing Agency)

(As of June 30, 2021, in US\$ million)

Project Name	Focal Area	GEF Grant	Year of Approval*	Status
Ship Waste Disposal	International Waters	30.00	92	Completed
Sichuan Gas Transmission and Distribution Rehabilitation	Climate Change	10.00	94	Completed
Nature Reserves Management	Biodiversity	17.90	95	Completed
Efficient Industrial Boilers	Climate Change	32.80	96	Completed
Energy Conservation	Climate Change	22.00	98	Completed
Renewable Energy Development	Climate Change	35.00	99	Completed
Second Beijing Environment	Climate Change	25.00	00	Completed
Passive Solar Heating for Rural Health Clinics	Climate Change	0.75	01	Completed
Sustainable Forest Development Project, Protected Areas Management Component	Biodiversity	16.00	02	Completed
Energy Conservation Project, Phase II	Climate Change	26.00	02	Completed
Lake Dianchi Freshwater Biodiversity Restoration	Biodiversity	0.98	03	Completed
Gansu and Xinjiang Pastoral Development	Multi Focal Area	10.50	03	Completed
Hai River Basin Integrated Water Resources Management	International Waters	17.00	04	Completed
Guangdong - Pearl River Delta Urban Environment	International Waters	10.00	04	Completed
Heat Reform and Building Energy Efficiency	Climate Change	18.00	05	Completed
Renewable Energy Scale Up Program Phase I	Climate Change	40.22	05	Completed
PCB Management and Disposal Demonstration	POPs	18.34	05	Completed
Demonstration of Alternatives to Chlordane and Mirex in Termite Control	POPs	14.36	06	Completed
Ningbo Water and Environment	International Waters	5.00	06	Completed
Guangxi Integrated Forestry Development and Biodiversity Conservation	Biodiversity	5.25	06	Completed
Second Shandong Environment	International Waters	5.00	07	Completed
Liaoning Medium Cities Infrastructure	International Waters	5.00	07	Completed
Mainstreaming Adaptation to Climate Change Into Water Resources Management and Rural Development	Climate Change	5.00	08	Completed
Rapid Assessment of Chemical Contamination of the Wenchuan Earthquake in Sichuan Province	POPs	1.00	08	Completed
Energy Efficiency Financing	Climate Change	13.50	08	Completed
Urban Transport Partnership Program	Climate Change	21.00	08	Completed
Thermal Power Efficiency	Climate Change	19.70	09	Completed

Project Name	Focal Area	GEF Grant	Year of Approval*	Status
Sustainable Development in Poor Rural Communities	Multi Focal Area	4.27	10	Completed
Shanghai Agricultural and Non-Point Pollution Reduction	International Waters	4.79	10	Completed
Sino-Singapore Tianjin Eco-City	Climate Change	6.16	10	Completed
Provincial Energy Efficiency Scale-Up Program	Climate Change	13.39	11	Completed
Guangdong Green Freight Demonstration	Climate Change	4.20	11	Completed
Energy Efficiency Promotion in Industry	Climate Change	4.00	11	Completed
Sustainable Management and Biodiversity Conservation of the Lake Aibi Basin	Biodiversity	2.98	11	Completed
Huai River Basin Marine Pollution Reduction	International Waters	5.00	12	Completed
Dioxins Reductions from the Pulp and Paper Industry in China	POPs	15.00	12	Completed
Eco-Transport in City Clusters: Model Development & Pilots	Climate Change	4.80	12	Completed
Technology Needs Assessment on Climate Change	Climate Change	5.00	12	Completed
Green Energy Schemes for Low-carbon City in Shanghai	Climate Change	4.35	13	Completed
Large-City Congestion and Carbon Reduction	Climate Change	18.18	13	Completed
Urban-Scale Building Energy Efficiency and Renewable Energy	Climate Change	12.00	13	Completed
China Renewable Energy Scale-Up Program Phase II	Climate Change	27.28	14	Ongoing
Guangdong Agricultural Pollution Control	International Waters	5.10	14	Ongoing
Climate Smart Staple Crop Production	Climate Change	5.10	15	Ongoing
Municipal Solid Waste Management	POPs	12.00	15	Ongoing
China Contaminated Site Management	POPs	15.00	15	Ongoing
Promotion of Sustainable Cities in China	Climate Change	2.00	15	Completed
Landscape Approach to Wildlife Conservation in Northeast China	Biodiversity	3.00	16	Ongoing
Mainstreaming Integrated Water and Environment Management	Climate Change	9.50	16	Ongoing
Capacity Strengthening for Implementation of Minamata Convention on Mercury	Chemicals and Waste	8.00	17	Ongoing
Developing Market-based Energy Efficiency Program	Climate Change	17.80	17	Ongoing
Reduction and Phase-out of PFOS in Priority Sectors	Chemicals and Waste	24.25	17	Ongoing
China Sustainable Cities Integrated Approach Pilot	Climate Change	32.73	18	Ongoing
China: GEF Efficient and Green Freight Transport	Climate Change	8.2	19	Ongoing
China Distributed Renewable Energy Scale-Up	Climate Change	7.3	19	Ongoing
Climate Smart Management of Grassland Ecosystems	Climate Change	3.77	20	Ongoing
Hubei Smart and Sustainable Agriculture Project	Climate Change	6.28	21	Ongoing
<b>Total</b>		<b>716.68</b>		<b>57 projects</b>

\* World Bank approval date

# **SECTION VI. MONTREAL PROTOCOL PROJECTS IN CHINA**

## **(World Bank as Executing Agency)**

The World Bank signed an agreement with the Multilateral Fund to the Montreal Protocol (MP) in 1991 whereby it agreed to provide support to eligible countries to meet their MP obligations and became one of four implementing agencies engaged in country efforts to phase out ozone depleting substances (ODS). The effectiveness of a given ODS in removing ozone is measured by its Ozone Depleting Potential (ODP). The use of ODS and their substitutes penetrates all facets of daily life - refrigerators in homes, domestic and commercial air conditioning in buildings, freezers in supermarkets and transportation, aerosols for hair sprays, paint or shaving cream, fire extinguishers, furniture, construction materials, insulation foams, automobile air conditioning, and so on.

As an "Article 5" country (developing country), China is eligible for financing from the Multilateral Fund for the implementation of the MP. Between 1993 and 1997, the World Bank approved four China ODS Phase-out Projects. The ODS I and II Projects were completed in mid-1997 and phased out a total of 15,800 ODP tons. The ODS III Project financed phaseout activities in individual companies producing or using ODS. It was completed in December 2006 and phased out about 19,000 ODP tons.

The ODS IV Project is a sector- and performance-based umbrella project composed of ten sector plans including mobile air conditioning, commercial refrigeration, CFC production, 1.1.1.-TCA, halon, foam, CTC Production and process agents I and II, CFC/Halon accelerated phase-out, and pharmaceutical aerosol. The ODS IV Project implemented during 1997-2013 helped China to achieve a total reduction of 211,811 ODP tons, ensuring fulfilment of its obligations under the MP ahead of schedule, while contributing greatly to climate change mitigation. ODS IV also included activities on HCFC phase-out demonstration subprojects in the foam sector, and the preparation of HCFC Phase-out Management Plans in the foam and production sectors.

In 2007, the Parties to the MP decided to accelerate the HCFC consumption and production phase-out schedule for both developed and developing (Article 5) countries. HCFCs are used primarily as refrigerants in refrigeration and air-conditioning equipment and as blowing agents for producing insulation foam. With low ODP values, HCFCs were introduced in some applications as transitional substances to replace the potent ODS group, CFCs.

With the adjusted schedule, all Article 5 countries were required to reduce their HCFC production and consumption levels to baseline levels (2009-2010 average) by January 1, 2013 and achieve a 10% reduction by January 1, 2015. Additional reductions are scheduled from 2020 until 2030 when complete phaseout is mandated except for a small allowance for servicing equipment until 2040.

A total funding of US\$168 million was approved for China's HCFC Phase-out Project (Stage I) to assist it in meeting its 2013 freeze and 2015 reduction obligations. The project comprises a

US\$73 million grant approved in November 2012 for China to reduce HCFC-141b consumption in the polyurethane (PU) foam sector and a \$95 million grant approved in April 2013 to reduce HCFC production, both while reducing corresponding greenhouse gas (GHG) emissions (as ODS are also GHGs). The project has five components: 1) Investment in HCFC 141-b consumption reduction in the PU foam sector; 2) Investment in HCFC production reduction; 3) Technical assistance and policy support; 4) Project management; and 5) Preparation of HCFC phase-out activities beyond 2015.

The HCFC Phase-out Project (Stage I) was closed at end of June 2019. The total grant funds of \$168 million was disbursed to subprojects, technical assistance activities and project management units. The project has met and sustained all the key outcome targets, including compliance with China's 2015 MP production and consumption limits for HCFCs.

This was possible in the foam sector through a total of 58 subprojects (excluding 5 cancelled subprojects) that converted foam manufacturing to low-GWP alternatives. These subprojects and policy measures to ban the use of HCFC-141b in the three targeted foam subsectors addressed by the Project resulted in a total phase-out of 14,685 MT (1,615 ODP tons). Conversion to hydrocarbon and water blown technologies in the foam sector has resulted in a climate impact of 10.8 million tCO<sub>2</sub>e of emissions avoided.

The elimination of HCFC production under this Project was achieved through a total of 28 production reduction contracts signed with HCFC producers including 4 for idle production line closures, 19 for quota reductions and 5 for production closure. As a result, production of all types of HCFCs in 2017 was 17% below the MP allowable limit of 26,210 ODP tons for that year. In total, HCFC production was reduced from 30,180 ODP tons in 2010 to 21,639 ODP tons in 2017, representing a reduction of 8,541 ODP tons. The closedown of production capacity and reduction provides climate co-benefits equivalent to 184 million tCO<sub>2</sub>e, surpassing the target of 63 million tCO<sub>2</sub>e by more than 100%.

To enable China to fulfill its subsequent HCFC phase-out obligations, the Multilateral Fund approved in 2016 an additional \$141.47 million for a second stage of HCFC phase-out in the PU foam sector which will lead to complete HCFC-141b consumption phase-out in the sector by 2026. A pipeline HCFC Phase-out Project (Stage II) will provide support to an estimated 150-200 larger foam manufacturers, several hundred SMEs across ten foam subsectors, eight foam system houses, as well as policy support and technical assistance. In 2019, China agreed to an adjusted funding of the second stage HCFC phase-out in the PU foam sector of \$ US\$28.31 million while maintaining complete HCFC-141b phase-out by 2026.

In addition, HCFC production reductions to mirror consumption phase-out requirements will also be included in the project for 23 remaining HCFC production companies. The Multilateral Fund has already approved a "bridging fund" of US\$23 million for China to meet its 2018 HCFC production reduction commitments to the Montreal Protocol. The verification of the 2018 HCFC production conducted in 2019 confirmed that the actual production in 2018 is 20,754 ODP tons, which is lower than the target of 22,742 ODP tons. The preliminary 2019 HCFC production also found to be lower than the 2018 target. Additional funding for Stage II implementation of HCFC production reductions is approved in 2021 with an additional funding of \$44 million and will enable China to meet HCFC production reduction commitments to the Montreal Protocol until 2026.

## Montreal Protocol Projects in China (World Bank as Executing Agency)

(As of June 30, 2021, in US\$)

	Total Funding (US\$)	Phase-out Target (ODP Tons)	Status
ODS I	7,732,000	15,400	Completed
ODS II	4,904,000	400	Completed
ODS III (adjusted for cancellations)	88,513,461	19,062	Completed
ODS IV	409,331,052	205,480	Completed
ODS V	168 million in total (73,000,000 for the foam sector; 95,000,000 for the production sector)	1,615 (foam) 3,970 (production)	Completed
ODS VI	28.31 million for the foam sector; 67 million for the production sector	4,450 (foam) 15,638 (production)	Ongoing
<b>Total</b>	<b>773.79 million</b>	<b>266,015</b>	

## **CONTACT INFORMATION**

### **The World Bank Office, Beijing**

Level 16, China World Office 2  
No. 1 Jianguomenwai Avenue  
Beijing China 100004  
Telephone: (86-10)58617600  
Facsimile: (86-10)58617800  
Website: [www.worldbank.org/china](http://www.worldbank.org/china)

### **The World Bank Group**

1818 H Street, N.W.  
Washington, D.C. 20433  
U.S.A.  
Telephone: (1-202)4771234  
Facsimile: (1-202)4776391  
Website: [www.worldbank.org](http://www.worldbank.org)

### **International Finance Corporation Resident Mission in China**

Level 15, China World Office 2  
No. 1, Jianguomenwai Avenue  
Beijing China 100004  
Telephone: (86-10) 5860-3000  
Facsimile: (86-10) 5860-3100  
Website: [www.ifc.org](http://www.ifc.org)

### **Multilateral Investment Guarantee Agency**

Level 15, China World Office 2  
No. 1, Jianguomenwai Avenue  
Beijing China 100004  
Telephone: (86-10) 5860-3298  
Facsimile: (86-10) 5860-3100  
Website: [www.miga.org](http://www.miga.org)

### **Global Environment Facility Secretariat**

1818 H Street, N.W.  
Washington, D.C. 20433  
U.S.A.  
Telephone: (1-202)4730508  
Facsimile: (1-202)5223240 or 5223245  
E-mail:  
[secretariatofgef@worldbank.org](mailto:secretariatofgef@worldbank.org)  
Website: [www.thegef.org](http://www.thegef.org)

### **The Secretariat for Vienna Convention and the Montreal Protocol**

P.O. Box 30552  
Nairobi, Kenya  
Telephone: (254-2)623850 or 621234  
Facsimile: (254-2)623601 or 623913  
Website:  
[www.worldbank.org/montrealprotocol](http://www.worldbank.org/montrealprotocol)