

MIDDLE EAST and NORTH AFRICA



Growth in the Middle East and North Africa is expected to follow a recovery in 2018 and rise slightly to 1.9 percent in 2019, supported by improvements in both oil exporters and oil importers. Rising investment and easing fiscal consolidation are supporting the recovery of some oil exporters, while oil importers continue to benefit from policy reforms. Regional growth is projected to reach 2.7 percent in 2020, as domestic demand remains generally resilient. Risks are tilted to the downside, including the possibility that activity will be constrained by intensified geopolitical tensions, stronger external trade headwinds, abrupt tightening of global financing conditions, and slower-than-expected reform pace.

Recent developments

Growth in the Middle East and North Africa (MENA) region is estimated to have improved to 1.7 percent in 2018, rebounding from a sharp deceleration a year earlier driven by oil production cuts in oil exporters and fiscal tightening (Figure 2.4.1).¹ Growth among oil importers has picked up in the past two years and continues to garner positive momentum. Although positive spillovers to the region via external demand are softening amid weaker global economic prospects, domestic factors continue to support growth. These include generally resilient domestic demand and policy reforms that are helping the region's transition away from dependence on commodity exports and the public sector.

Growth in oil exporters is estimated to have recovered further in 2018. In the Gulf Cooperation Council (GCC), increased oil

production and prices have eased the pressure for fiscal consolidation, enabled higher public spending, and supported higher current account balances. Non-oil sector activity in the GCC has largely been stable. Among non-GCC oil exporters, activity in Iran has been severely affected by U.S. sanctions and has been a significant drag on oil exporters' and regional growth. Growth in other non-GCC oil exporters has been supported by public spending and investment.

Among oil importers, growth has been steadily improving as reforms proceed. In Egypt, the largest country in this group, tourism and natural gas activity have continued to show strength. Its unemployment rate has generally fallen, and policy reforms have contributed to an upgrade of its sovereign rating in August 2018. Fiscal adjustments in Egypt have also been steadily progressing. More generally, robust agricultural production and tourism have helped support growth of the oil importers in the region, especially Morocco and Tunisia. However, while international reserves have strengthened in Egypt, they have declined in other oil importers amid higher external vulnerabilities. Policy reforms in oil importers have helped promote innovation capacity among firms, but the scope for improvement remains large, given fundamental challenges like the quality of electricity supply that hinder the potential for private sector dynamism

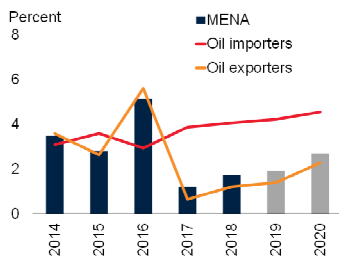
Note: This section was prepared by Lei Sandy Ye. Research assistance was provided by Mengyi Li.

¹The World Bank's Middle East and North Africa aggregate includes 16 economies and is grouped into three subregions. Bahrain, Kuwait, Oman, Qatar, Saudi Arabia, and the United Arab Emirates comprise the Gulf Cooperation Council (GCC); all are oil exporters. Other oil exporters in the region are Algeria, the Islamic Republic of Iran, and Iraq. Oil importers in the region are Djibouti, the Arab Republic of Egypt, Jordan, Lebanon, Morocco, Tunisia, and West Bank and Gaza. Syrian Arab Republic, the Republic of Yemen, and Libya are excluded from regional growth aggregates due to data limitations.

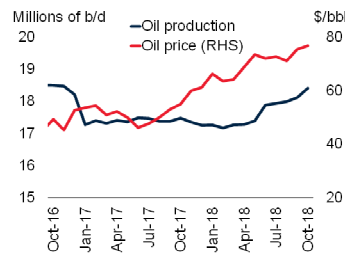
FIGURE 2.4.1 MENA: Recent developments

Growth in the MENA region is estimated to have improved to 1.7 percent in 2018, supported by increased oil production and eased fiscal stance in the GCC. Growth among oil importers has been supported by policy reforms, contributing to greater capacity to innovate. The region continues to tackle long-term challenges, such as high youth unemployment and electricity access, through structural adjustment programs. Inflation has been volatile in Egypt and Iran, but remains generally stable in the region. High public debt is a significant headwind for growth for oil importers.

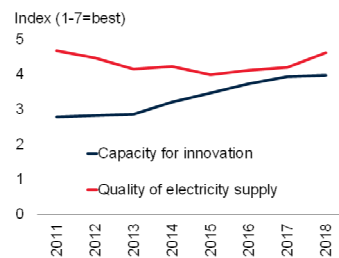
A. Growth



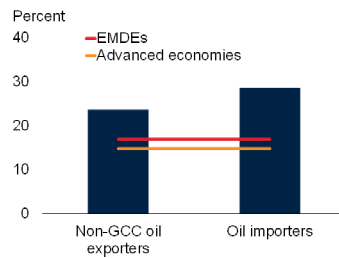
B. Oil production: GCC



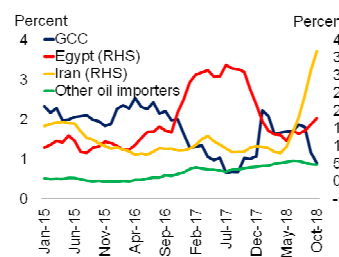
C. Innovation capacity and electricity access: Oil importers



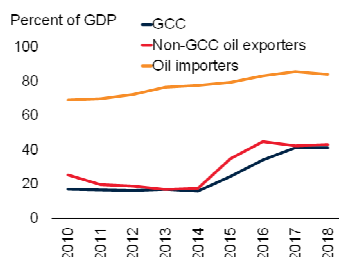
D. Youth unemployment: non-GCC



E. Inflation



F. Public debt positions



Source: Bank for International Settlements, Haver Analytics, International Energy Agency, International Monetary Fund, World Bank, World Economic Forum.

A. Weighted average growth rates of real GDP. Gray denotes forecasts.

B. Sum of production in Bahrain, Kuwait, Oman, Qatar, Saudi Arabia, and the UAE. Oil price denotes average of Brent, Dubai, and WTI.

C. Based on World Economic Forum surveys. "Capacity for Innovation" denotes response to the question: "In your country, to what extent do companies have the capacity to innovate? [1 = not at all; 7 = to a great extent]." "Quality of Electricity Supply" denotes response to the question "In your country, how reliable is the electricity supply (lack of interruptions and lack of voltage fluctuations)? [1 = extremely unreliable; 7 = extremely reliable]." Unweighted averages. Years denoted refer to edition year of data. Includes 5 oil importers.

D. Youth unemployment as a percent of youth labor force (age 15-24). Includes 10 MENA economies. Unweighted averages. Based on 2017 data.

E. Monthly year-on-year growth rates of CPI inflation. Last observation is October 2018.

F. General government debt as a ratio to GDP. 2018 data are estimates. Unweighted averages. Includes 6 GCC economies, 3 non-GCC oil exporters, and 6 oil importers.

[Click here to download data and charts.](#)

(Arezki et al. 2018). These reforms also address challenges in the labor market, including high youth unemployment (Purfield et al. 2018; Schiffbauer et al. 2015).

Headline inflation in Egypt remains near its end-2018 target level of 13 percent, despite edging up recently. Core inflation has been contained and the central bank has conducted two policy rate cuts in 2018, despite tighter external financing conditions. In Iran, inflation rose sharply in the second half of 2018, partly reflecting the depreciation of the rial in the parallel market relative to early 2018. Inflation is generally contained across the rest of the MENA region, averaging less than 3 percent in the GCC, and rising moderately in smaller oil importers.

Bond issuance across the region, particularly in the GCC, was robust at the start of 2018, but slowed around mid-year amid tighter external financing conditions and rising investor risk aversion. Although international financing conditions have become less favorable, investor confidence in the region were supported by efforts by GCC countries to diversify their economies as well as their recent inclusion in the MSCI Emerging Markets Index (Saudi Arabia) or JP Morgan EMBI bond indexes (5 GCC economies). These developments kept the region somewhat insulated from the turmoil affecting many emerging markets and developing economies (EMDEs) in the second half of 2018.

Outlook

GDP growth is projected to rise slightly to 1.9 percent in 2019 and pick up to 2.7 percent later in the forecast horizon. Both oil exporters and oil importers will show steady growth improvement over the forecast period. Despite the headwinds from a less favorable international economic environment, which is expected to be marked by slower global trade growth and tighter external financing conditions, domestic factors—in particular, policy reforms—continue to bolster growth in the region.

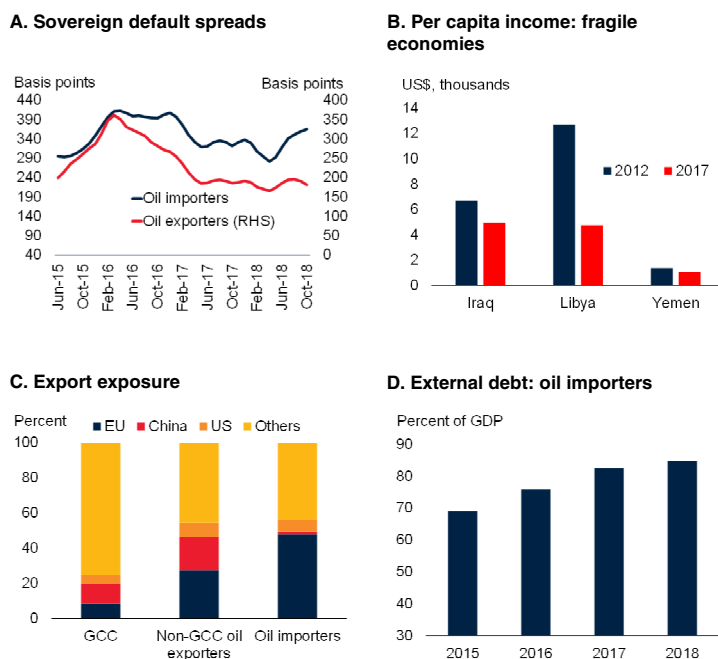
Among oil exporters, growth in 2019 is expected to improve slightly, supported by continued strengthening in the GCC that is partly offset by weakness among the large non-GCC oil exporters. Higher investment and improved regulatory environments are expected to support higher growth in GCC economies. Over the medium term, growth among the GCC economies will remain steady, underpinned by planned diversification programs, infrastructure projects, and medium-term reform plans (World Bank 2018o, 2018p). Outside of the GCC, activity in Iran is expected to contract as U.S. sanctions bite. Algeria’s growth is projected to moderate after its budgeted strong increase in government spending in 2018 tapers.

Among oil importers, growth is forecast to rise further, led by improvements among the larger economies. Investment will be further supported by reforms that strengthen the business climate and a pickup in domestic demand (World Bank 2018q). Tourism is envisioned to continue supporting activity in Egypt, Morocco, and Tunisia. Positive spillovers via external demand in the Euro Area are likely to taper somewhat amid the area’s weaker growth prospects. While smaller oil importers’ growth is envisioned to pick up slightly, these economies continue to grapple with elevated public debt, and in some cases, the challenges associated with the ongoing refugee crisis.

Medium-term growth forecasts for the MENA region are predicated on the assumption that there will not be a significant escalation of geopolitical conflicts and that there will be limited regional spillovers from conflict-ridden economies. Continued IMF and World Bank programs in many economies (e.g., Egypt, Morocco) are expected to provide a basis for needed structural adjustments (e.g., stronger fiscal management frameworks, higher public infrastructure quality), as well as steps to address the vulnerabilities associated with the informal sector (Chapter 3; Box 2.4.1). Financial reforms—such as newly approved bankruptcy laws in Egypt, Saudi Arabia, and the United Arab Emirates—should help relieve financial constraints in the corporate sector and support investor confidence (World Bank 2014b). Multilateral efforts to promote rural

FIGURE 2.4.2 MENA: Outlook and risks

Heightened geopolitical tensions have been associated with volatile sovereign default spreads and may amplify fragile economies’ significant income losses. Trade disputes involving major economies may weigh on external demand of both oil exporters and importers, while a more abrupt-than-expected tightening of global financing costs may raise external debt vulnerabilities, especially if accompanied by sharp dollar appreciation.



Source: Haver Analytics, International Monetary Fund, World Bank.
 A. Denotes 5 Year USD Credit Default Swap Par Mid Rate. Oil importers include 4 economies. Oil exporters include 6 economies. Three month-rolling unweighted averages. UAE denotes average of Abu Dhabi and Dubai.
 B. Estimated per capita income in thousands of US dollars. Data not available for Syria.
 C. Share of goods exports to respective economies denoted as a ratio to each country group’s total exports. Denotes latest available data in 2017. Includes 6 GCC economies, 3 non-GCC oil exporters, and 7 oil importers.
 D. Unweighted averages. 2018 data are estimates. Includes 6 oil importers.
[Click here to download data and charts.](#)

transportation, electricity access, and private sector financing (e.g., Gaza Solar Fund, Compact with Africa) are likely to enhance the business climate. Collectively, policy reforms across the region are expected to improve growth potential in the medium term.

Risks

Risks to the regional outlook are tilted to the downside. A diverse range of geopolitical risks have been associated with volatile sovereign default spreads in both oil exporters and importers (Figure 2.4.2). New conflicts in fragile economies illustrate the potential for an escalation of military

conflicts to inflict even greater damage to incomes and economic activity (Devarajan and Mottaghi 2017). These conflicts may also diminish access to health and water services in fragile economies, as well as compound the impact of the refugee crisis on host and origin economies. Regional conflicts could also deter tourism, foreign direct investment, and remittances. A substantial further escalation of U.S.-Iran tensions could have adverse spillovers to the rest of the region.² Geopolitical factors, as well as uncertainty in oil production in response to these factors, could trigger volatility in oil prices. Together, these could complicate or stall fiscal and current account adjustments in both oil exporters and importers.

Escalating global trade tensions may negatively impact the MENA region. Although direct trade exposure with the United States is low, the region is tightly interconnected to the European Union and, to a lesser degree, China. A further rise of trade tensions could weigh heavily on the demand for exports from the MENA region (World Bank 2016a). This risk may be slightly mitigated by deeper trade integration across regional neighbors (e.g., Djibouti-Ethiopia).

Abrupt tightening of global financing conditions may affect both oil exporters and importers. Interest rates in GCC economies have moved broadly in tandem with advanced economies' policy rates, especially that of the U.S., and their net external assets positions are strong. Combined

with the gradual nature of advanced economy monetary policy normalization, the dampening effect on borrowing costs and non-oil activity associated with higher interest rates have so far been modest. However, a more abrupt tightening of advanced economy monetary policy could weigh on capital flows to the region and dampen foreign investor confidence in large GCC economies, which had recently relaxed foreign investment restrictions (World Bank 2018p). High external debt denominated in foreign currency in some oil importers implies that they are also vulnerable to unexpected sharp appreciation of the U.S. dollar.

Post-election political uncertainty in some economies delayed the formation of new governments. This may slow the pace of reforms. Several oil importers also depend on IMF/WB multi-year fiscal adjustments programs, which hinge on progress in the pace of reforms. Potential delays in reforms may also be reflected in some oil exporters through inefficiencies in management of contingent liabilities and large investment projects.

On the upside, rising reconstruction spending in conflict affected economies (e.g., Iraq) may have positive spillovers to neighboring economies, supporting higher investment in physical infrastructure as well as soft infrastructure (e.g., broadband internet, mobile telephony) (Arezki et al. 2018).

²The current sanctions feature waivers from eight economies that import oil from Iran, as well as proposed Special Purpose Vehicles designed by the EU to facilitate transactions with Iran.

TABLE 2.4.1 Middle East and North Africa forecast summary

(Real GDP growth at market prices in percent, unless indicated otherwise)

Percentage point differences from June 2018 projections

	2016	2017	2018e	2019f	2020f	2021f	2018e	2019f	2020f
EMDE MENA, GDP¹	5.1	1.2	1.7	1.9	2.7	2.7	-1.3	-1.4	-0.5
(Average including countries with full national accounts and balance of payments data only) ²									
EMDE MENA, GDP ²	4.8	1.4	1.7	1.6	2.7	2.7	-1.3	-1.7	-0.6
GDP per capita (U.S. dollars)	3.0	-0.3	0.1	0.1	1.3	1.4	-1.3	-1.7	-0.6
PPP GDP	5.1	1.7	1.8	1.6	2.8	2.8	-1.4	-1.8	-0.7
Private consumption	2.8	2.2	1.5	1.6	2.3	2.3	-1.9	-1.9	-1.2
Public consumption	-6.3	2.3	3.4	1.1	1.9	1.9	2.1	-0.3	0.3
Fixed investment	-2.0	1.0	2.8	3.6	4.7	4.8	-2.3	0.0	-0.1
Exports, GNFS ³	8.5	2.9	1.9	1.8	3.4	3.4	-1.8	-2.3	-0.6
Imports, GNFS ³	-1.2	5.1	1.3	1.9	3.1	3.1	-2.4	-1.2	-0.3
Net exports, contribution to growth	4.2	-0.4	0.5	0.2	0.5	0.5	0.0	-0.7	-0.3
Memo items: GDP									
Oil exporters ⁴	5.6	0.6	1.2	1.4	2.3	2.3	-1.5	-1.7	-0.6
GCC countries ⁵	2.4	-0.3	2.0	2.6	2.7	2.7	-0.1	-0.1	0.0
Saudi Arabia	1.7	-0.9	2.0	2.1	2.2	2.2	0.2	0.0	-0.1
Iran	13.4	3.8	-1.5	-3.6	1.1	1.1	-5.6	-7.7	-3.1
Oil importers ⁶	2.9	3.9	4.1	4.2	4.6	4.7	0.1	-0.2	0.0
Egypt	4.3	4.7	5.5	5.7	5.9	6.0	0.2	0.0	0.1
<i>Fiscal year basis⁷</i>	4.3	4.2	5.3	5.6	5.8	6.0	0.3	0.1	0.0

Source: World Bank.

Note: e = estimate; f = forecast. EMDE = emerging market and developing economy. World Bank forecasts are frequently updated based on new information and changing (global) circumstances. Consequently, projections presented here may differ from those contained in other Bank documents, even if basic assessments of countries' prospects do not differ at any given moment in time.

1. GDP at market prices and expenditure components are measured in constant 2010 U.S. dollars. Excludes Libya, Syria, and Yemen due to data limitations.

2. Aggregate includes all countries in notes 4 and 6 except Djibouti, Iraq, Qatar, and West Bank and Gaza, for which data limitations prevent the forecasting of GDP components.

3. Exports and imports of goods and non-factor services (GNFS).

4. Oil exporters include Algeria, Bahrain, Iran, Iraq, Kuwait, Oman, Qatar, Saudi Arabia, and the United Arab Emirates.

5. The Gulf Cooperation Council (GCC) includes Bahrain, Kuwait, Oman, Qatar, Saudi Arabia, and the United Arab Emirates.

6. Oil importers include Djibouti, Egypt, Jordan, Lebanon, Morocco, Tunisia, and West Bank and Gaza.

7. The fiscal year runs from July 1 to June 30 in Egypt; the column labeled 2017 reflects the fiscal year ended June 30, 2017.

[Click here to download data.](#)

TABLE 2.4.2 Middle East and North Africa economy forecasts¹

(Real GDP growth at market prices in percent, unless indicated otherwise)

Percentage point differences
from June 2018 projections

	2016	2017	2018e	2019f	2020f	2021f	2018e	2019f	2020f
Algeria	3.2	1.4	2.5	2.3	1.8	1.8	-1.0	0.3	0.5
Bahrain	3.2	3.9	3.2	2.6	2.8	2.8	1.5	0.5	0.7
Djibouti	8.6	5.7	6.7	7.3	7.5	7.5	0.2	0.9	1.2
Egypt	4.3	4.7	5.5	5.7	5.9	6.0	0.2	0.0	0.1
<i>Fiscal year basis²</i>	4.3	4.2	5.3	5.6	5.8	6.0	0.3	0.1	0.0
Iran	13.4	3.8	-1.5	-3.6	1.1	1.1	-5.6	-7.7	-3.1
Iraq	13.0	-2.1	1.9	6.2	2.9	2.8	-0.6	2.1	1.0
Jordan	2.0	2.0	2.1	2.3	2.4	2.7	-0.1	-0.1	0.0
Kuwait	2.9	-3.5	1.7	3.6	3.6	3.6	-0.2	0.1	0.6
Lebanon	1.7	1.5	1.0	1.3	1.5	1.5	-1.0	-0.7	-0.5
Morocco	1.1	4.1	3.2	2.9	3.5	3.5	0.2	-0.6	-0.2
Oman	5.0	-0.9	1.9	3.4	2.8	2.8	-0.4	0.9	-0.1
Qatar	2.1	1.6	2.3	2.7	3.0	3.0	-0.5	-0.5	0.2
Saudi Arabia	1.7	-0.9	2.0	2.1	2.2	2.2	0.2	0.0	-0.1
Tunisia	1.1	2.0	2.6	2.9	3.4	3.6	0.2	0.0	0.0
United Arab Emirates	3.0	0.8	2.0	3.0	3.2	3.2	-0.5	-0.2	-0.1
West Bank and Gaza	4.7	3.1	1.7	1.9	1.9	1.9	-0.8	-0.4	-0.4

Source: World Bank.

Note: e = estimate; f = forecast. World Bank forecasts are frequently updated based on new information and changing (global) circumstances. Consequently, projections presented here may differ from those contained in other Bank documents, even if basic assessments of economies' prospects do not significantly differ at any given moment in time.

1. GDP at market prices and expenditure components are measured in constant 2010 U.S. dollars. Excludes Libya, Syria, and Yemen due to data limitations.

2. The fiscal year runs from July 1 to June 30 in Egypt; the column labeled 2017 reflects the fiscal year ended June 30, 2017.

[Click here to download data.](#)

BOX 2.4.1 Informality in the Middle East and North Africa

Middle East and North Africa's (MENA's) informal sector output, on average, amounts to nearly one quarter of official GDP. However, there is wide heterogeneity across the region. Informality is high among non-GCC economies, the young population, as well as the agricultural workforce. Levels of informality in the region are closely linked to its economic structure and governance climate, including low private sector vibrancy and limited economic diversification. Policy options that reduce regulatory barriers, streamline public sector efficiency, and enhance workforce skills can help improve access to the formal sector and unlock the potential of a relatively young informal workforce.

Introduction

The extent of informal output in the Middle East and Africa region amounts to nearly one quarter of official GDP during 2008-16, lower than in other EMDE regions. However, there is considerable heterogeneity within the region, with higher informality among non-Gulf Cooperation Council (GCC) economies. Moreover, although the share of informal activity in MENA has been steady over the past two decades, perceptions of informality in the MENA region have edged upward. Employment informality is high among lower-skilled workers and the youth, which poses important challenges for MENA's ongoing transition to a more diversified economic structure and jobs-oriented growth.

Against this backdrop, this box examines the following questions:

- How has informality evolved in the Middle East and North Africa?
- What are the macroeconomic and social correlates of informality?
- What policy options are available to address challenges associated with informality?

Evolution of informality

On average during 2008-2016, informal sector output in MENA amounted to about one quarter of official GDP, lower than other EMDE regions (Figure 2.4.1.1; Chapter 3). During the same period, about 24 percent of the labor employment are reported to be self-employed.

Broadly stable over time. The extent of informal sector output in MENA appears to have remained steady over the past two decades, although survey-based measures of informality suggest that perceived informality may have increased. The persistence of informality is linked to the long-standing economic structure of MENA economies, including dependence on commodities production in oil

exporters, a limited private sector, low labor mobility, and lack of economic diversification.

Regional heterogeneity. The moderate average level of informality masks disparate trends within the region. The share of informal output in GCC economies is about 8 percentage points less than in non-GCC economies (18 percent and 26 percent, respectively), and the share of self-employment to total employment in non-GCC economies is about 10 times that of the GCC.

Correlates of informality

Informality in MENA has reflected a number of economic and development challenges. These ranged from limited private sector activity to conflict situations. Large informal sectors have been associated with lower productivity, low wages, and less inclusive growth. Although informality can provide helpful employment opportunities where the formal sector features distortions and governance is poor, the structural, policy, and institutional features that foster informality in MENA poses challenges for the region's efforts to diversify and reduce its reliance on commodity production and the public sector.

Economic structure. Low informality in the GCC reflects high reliance on expatriate workers and high public employment for nationals (World Bank 2018o). In the non-GCC economies, informal workers constitute the vast majority of the employed in the agriculture and mining sectors. Across countries, a higher share of agricultural employment had been associated with higher informality (Elshamy 2015; Gatti et al. 2014; UNDP 2013; World Bank 2014c). Urban workers were also 5-12 percent less likely to be informally employed than rural workers (Angel-Urdinola and Tanabe 2012), altogether consistent with the negative correlation between stage of development and informality.

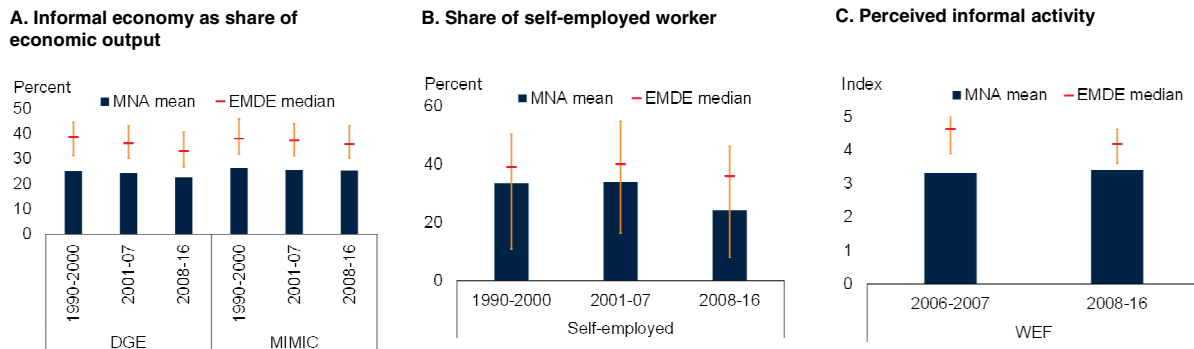
Governance and business climates. Informality in MENA is closely linked to governance quality, which has been negatively correlated with informality (Elbadawi and Loayza 2008). In non-GCC economies, where informality is higher, institutional quality indicators also tend to be markedly lower than in the GCC. This issue is further

Note: This box was prepared by Lei Sandy Ye. Research assistance was provided by Mengyi Li and Jinxin Wu.

BOX 2.4.1 Informality in the Middle East and North Africa (continued)

FIGURE 2.4.1.1 Informality in the Middle East and North Africa

MENA's informal sector output comprises nearly one quarter of official GDP, lower than other EMDE regions. However, perceptions of informality in MENA has risen somewhat while they have declined in the median EMDE.



Source: Elgin et al. (forthcoming), International Labor Organization, World Bank, World Economic Forum.

A.-C. Blue bars show simple averages of economies in the region. Red markers show the median of all EMDEs. Vertical lines denote interquartile range of all EMDEs.

A. DGE = dynamic general equilibrium model. MIMIC = multiple indicators multiple causes model. The DGE model estimates the size of the informal sector as a percent of official GDP (see Elgin and Oztunali 2012). The MIMIC model is a structural equations model that considers multiple causes of informal activity and captures multiple outcome indicators of informal activity (see Schneider, Buehn, and Montenegro 2010). It also estimates the informal output as a percent of official GDP. DGE measure includes 6 GCC economies and 9 non-GCC economies. MIMIC measure includes 6 GCC economies and 10 non-GCC economies. Excludes Djibouti, Iraq, Libya (DGE only), and West Bank and Gaza.

B. Self-employed is the share of self-employment in total employment. Includes 6 GCC economies and 10 non-GCC economies (excludes Djibouti, Iraq, and Libya).

C. WEF index is the average responses at the country-year level to the following question (surveyed by World Economic Forum): "In your country, how much economic activity do you estimate to be undeclared or unregistered? (1=Most economic activity is undeclared or unregistered; 7 = Most economic activity is declared or registered)." WEF indices are re-ordered (i.e. 1= Most economic activity is declared or registered; 7= Most economic activity is undeclared or unregistered) so that a higher average at the country level indicates a larger informal economy. The index does not use data for year 2004-2005 due to inconsistency in survey methods. Includes 6 GCC economies and 10 non-GCC economies (excludes Djibouti, Iraq, and West Bank and Gaza).

[Click here to download data and charts.](#)

compounded by poor public services and burdensome regulatory environment, which raise the costs of operating in the formal sector (World Bank 2016d).

Conflict. In a number of countries (e.g., Syrian Arab Republic), wars and violent conflicts have severely limited the number of public sector jobs, which also led workers to shift into the informal sector for lack of alternatives (Devarajan and Mottaghi 2017; Ianchovichina and Ivanic 2014). In neighboring countries of fragile and war-torn economies (e.g., Jordan, Lebanon), the massive influx of refugees—many of whom are unregistered—has boosted the informal sector, where jobs tend to be labor intensive and low skilled.

Lower productivity. High informality has been associated with lower labor productivity and more limited export potential, partly reflected in its relatively low informal share of output compared to that of employment (Box 3.2; Elbadawi and Loayza 2008; Gatti et al. 2014). Hindrances in the formal sector, including regulatory barriers to entry and burdensome taxation, divert otherwise productive firms and workers to enter and remain in the informal

sector where productivity is lower.¹ Moreover, based on enterprise survey data, a sizable portion of firms in oil importers (e.g., Morocco, Tunisia) consider competitors' practices in the informal sector as hindering their own business operations (Figure 2.4.1.2; World Bank 2004).²

Restricted market access. Informal workers in the region tend to be concentrated in small and medium-sized firms, which constitute more than 90 percent of MENA's private enterprises (Purfield et al. 2018). Although these firms can include young start-ups with high entrepreneurial potential, they have tended to be oriented toward local markets, with limited regional or global market access (World Bank 2004, 2016d). Among these enterprises, a 1 percentage point increase in the share of informal workers was associated with a 6-percentage-points lower

¹ Within small and medium-sized enterprises in MENA, a 1 percentage point increase in the share of informal workers was associated with 3 percentage point lower relative wages (Elbadawi and Loayza 2008).

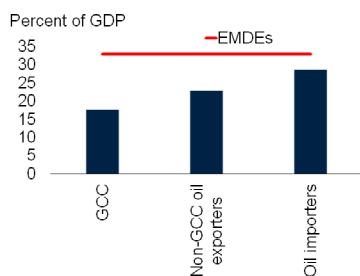
² Informal business operations may also imply lower contributions to government revenues, while possibly raising resource utilization on public services, such as infrastructure use (Galal 2005; Gatti et al. 2014).

BOX 2.4.1 Informality in the Middle East and North Africa (continued)

FIGURE 2.4.1.2 Correlates of informality and policy challenges

Informal activity is higher among non-GCC economies in the MENA region, and competition from the informal sector presents a major obstacle to businesses in several large economies. Low wages for informal sector women workers have been associated with particularly low female labor force participation rates in the region. Informality is also high among the youth in MENA, a group that often has insufficient access to education and training programs. In non-GCC economies, where informality is more pervasive, policies that improve access to finance and public-sector effectiveness can help increase mobility from the informal to the formal sector.

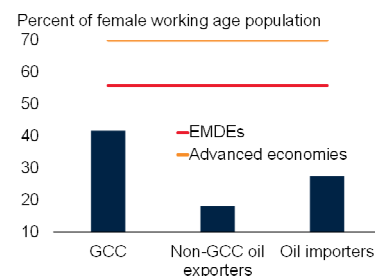
A. Informality in regional subgroups



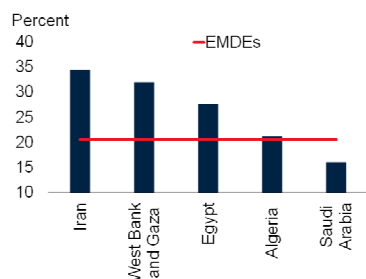
B. Firms citing informal sector competitor business practices as biggest obstacle



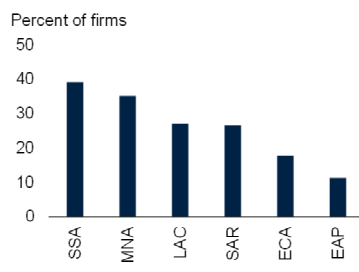
C. Female labor force participation



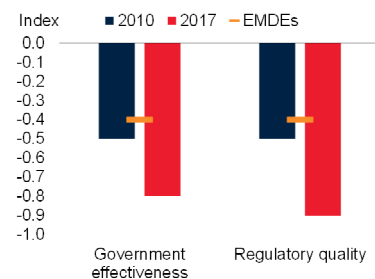
D. Youth unemployed or not in education



E. Firms citing access to finance as a major constraint



F. Public sector effectiveness: non-GCC



Source: Elgin et al. (forthcoming), International Labor Organization, World Bank, World Economic Forum.

- A. Based on DGE estimates of informal output in percent of official GDP (chapter 3). 2008-16 averages. "EMDEs" denote the median of all EMDEs during the same period. Includes 6 GCC economies, 2 non-GCC oil exporters, and 5 oil importers. Excludes Djibouti, Iraq, Libya, Syria, Yemen, and West Bank and Gaza.
- B. Columns denote the percent of firms citing "informal business practices" as the biggest obstacle to their business. Based on the latest available World Bank Enterprise Survey year since 2013 for each economy denoted.
- C. Workforce as a percent of female population ages 15-64. Based on 2017 data. Unweighted averages. Includes 6 GCC economies, 3 Non-GCC oil exporters, and 7 oil importers.
- D. Denotes share of youth (aged 15-24 years) not in education, employment, or training in percent of youth population. Based on latest available data since 2010 for each country.
- E. Percent of firm citing access to finance as a major constraint to business, based on World Bank enterprise surveys (surveys in the MENA region only include non-GCC economies). EAP = East Asia and Pacific, ECA = Europe and Central Asia, LAC = Latin America and the Caribbean, MNA=Middle East and North Africa, SAR = South Asia, and SSA = Sub-Saharan Africa. Based on latest survey year since 2010 for each country. Includes 9 MNA economies.
- F. Based on the Worldwide Governance Indicators of regulatory quality and government effectiveness, in which a lower index denotes weaker regulatory quality and weaker effectiveness. Index ranges from -2.5 to 2.5. Includes 13 non-GCC economies. Unweighted averages. "EMDEs" denotes the year 2017.

[Click here to download data and charts.](#)

revenue share destined for non-local markets (Elbadawi and Loayza 2008).

Wage differentials. Informality presents a source of employment but also income vulnerability among women and the youth. The wage gap between informal and formal workers (i.e., formality premium) has been higher for women than men. For example, in Egypt, the formal wage

premium was about 20 percent for males but more than 50 percent for females (Gatti et al. 2014). Informality rates are higher among the young workers, who often do not enter public sector jobs until later in age (Angel-Urdinola and Tanabe 2012; Elbadawi and Loayza 2008). In Morocco, the formal wage premium among the youth was more than 50 percent (Gatti et al. 2014). Further, returns to education have been lower in the informal sector than

BOX 2.4.1 Informality in the Middle East and North Africa (continued)

the formal sector, which has discouraged skills acquisition (Angel-Urdinola and Tanabe 2012).³

Less inclusive growth. High informality in the region is associated with lower levels of educational attainment and enrollment, as in many economies a majority of informal workers are school dropouts or have not received a secondary education (Gatti et al. 2014). High informality is associated with limited access to health care and legal services, especially in fragile areas (Cho 2011). Workers in the informal sector have also reported harsher job conditions and poorer work safety, and among young informal workers, lower levels of job satisfaction (Gatti et al. 2014). These social disparities have the potential to slow reform momentum in the region by constraining consensus-building.

Policy challenges

Informality in non-GCC MENA countries, where informality is widespread, reflects deep-rooted economic structures. These economies have some of the highest youth unemployment rates and lowest female labor force participation rates among all EMDEs. Public sector employment constitutes more than 15 percent of total employment, about twice the EMDE average (IMF 2018b). Multi-pronged policies can aim to create a more vibrant private sector and strengthen human capital of workers, part of building a new social contract in the region (Devarajan and Mottaghi 2015). Policies targeting specific vulnerable groups can lessen the negative externalities associated with informality.

Fiscal reforms. Burdensome taxation has been a key constraint to formal sector firms in MENA (Gatti et al. 2014). In non-GCC MENA economies where informality is more pervasive, reforms to align tax systems with international best practices and strengthen enforcement could further attract informal firms to productive formal activity while also raising revenue collection. Such reforms may include reducing excessive corporate tax rate burdens and enhancing revenue collection through harmonized electronic filing systems (e.g., Morocco).

Access to finance. Access to finance is a larger obstacle to doing business in non-GCC MENA than in most other EMDE regions. Boosting access to finance, including through a stronger legal framework and improved credit protection regimes, can help promote private sector activity by increasing transparency of firms to investors and facilitating investment (Farazi 2014; Straub 2005). A number of economies in MENA have recently adopted policies in this area, such as new insolvency resolution laws in Egypt, Saudi Arabia, and the United Arab Emirates. The adoption of financial technologies (Fintech), such as innovations that automate financial transactions, can also facilitate financial services to informal unbanked individuals or small and medium-sized enterprises (Arezki et al. 2018; Lukonga 2018).

Regulatory effectiveness. Beyond its large size, public sector effectiveness and regulatory quality in non-GCC MENA countries have deteriorated in the last decade. Corruption is cited among the biggest hindrances to MENA firm operations and increases incentives for firms and workers to operate informally (World Bank 2016d). Together with low regulatory efficiency, corruption reduces the effectiveness of labor market regulations and enforcement (Gatti et al. 2014). Policies that reduce regulatory costs help increase mobility of MENA firms between the informal and formal sector, while those that strengthen property rights may assist the rural or agricultural-sector populations to access financing (e.g., enabling collateralized loans). Policies to promote entrepreneurial activities, such as easing of business licensing requirements, can also facilitate entry of informal workers into more productive jobs in the formal sector.

Education. Policies that encourage higher education and expand job training can be especially relevant for younger workers by facilitating their entry into more productive formal jobs. Training programs may be particularly effective if coupled with mechanisms to increase women's mobility, which is constrained in the region, and offer a combination of soft and hard skills. Training is also more effective if extended to areas (e.g., rural) where educational levels are lower, as MENA region's training programs tended to serve higher income and more educated individuals (Angel-Urdinola, Semlali, and Brodmann 2010). A holistic approach that combines job training with job creation efforts, such as through public-private sector programs, can also be effective; given higher unemployment rates for university graduates than low-skilled workers in the region (World Bank 2018r).

³Evidence from Egypt, for example, suggests that a worker in the formal sector who has completed 5 years of education earns comparable wages to those of an informal sector worker with 12-14 years of education (Angel-Urdinola and Tanabe 2012).

References

- Abdulloev, I., I. N. Gang, and J. Landon-Lane. 2011. "Migration as a Substitute for Informal Activities: Evidence from Tajikistan." *Research in Labor Economics* 34 (6236): 205–227.
- Adams, A. V., S. J. de Silva, and S. Razmara. 2013. *Improving Skills Development in the Informal Sector: Strategies for Sub-Saharan Africa. Directions in Development*. Washington, DC: World Bank.
- AfDB (African Development Bank). 2016. "Addressing Informality in Egypt." North Africa Policy Series Working Paper, African Development Bank, Côte d'Ivoire.
- ADB (Asian Development Bank). 2010. *The Informal Sector and Informal Employment in Indonesia*. Manila: Asian Development Bank.
- . 2016. *Social Protection for Informal Workers in Asia*. Edited by S. W. Handayani. Mandaluyong, Philippines: Asian Development Bank.
- Ahmad, J. K., F. Blum, P. Gupta, and D. Jain. 2018. "India's Growth Story." Policy Research Working Paper 8599, World Bank, Washington, DC.
- Almeida, R., and P. Carneiro. 2012. "Enforcement of Labor Regulation and Informality." *American Economic Journal: Applied Economics* 4 (3): 64–89.
- ANSD (Agence Nationale de la Statistique et de la Démographie). 2017. *Rapport Global du Recensement Général des Entreprises*. Dakar: Agence Nationale de la Statistique et de la Démographie.
- Angel-Urdinola, D. F., A. Semlali, and S. Brodmann. 2010. "Non-Public Provision of Active Labor Market Programs in Arab-Mediterranean Countries: An Inventory of Youth Programs." Social Protection Discussion Papers 55673, World Bank, Washington, DC.
- Angel-Urdinola, D. F., and K. Tanabe. 2012. "Micro-Determinants of Informal Employment in the Middle East and North Africa Region." Social Protection Discussion Paper 1201, World Bank, Washington, DC.
- Aramante, V., R. Arim, and M. Yapor. 2016. "Decomposing Inequality Changes in Uruguay: The Role of Formalization in the Labor Market." *IZA Journal of Development Economics* 5: 13.
- Arby, M. F., M. J. Malik, and M. N. Hanif. 2010. "Size of Informal Economy in Pakistan." Working Paper 33, State Bank of Pakistan.
- Arezki, R., L. Mottaghi, A. Barone, R. Y. Fan, A. A. Harb, O. M. Karasapan, H. Matsunaga, et al. 2018. *Middle East and North Africa Economic Monitor: A New Economy for Middle East and North Africa*. October. Washington, DC: World Bank.
- Arteta, C., M. A. Kose, F. L. Ohnsorge, and M. Stocker. 2015. "The Coming U.S. Interest Rate Tightening Cycle: Smooth Sailing or Stormy Waters?" Policy Research Note 2, World Bank, Washington, DC.
- Atesagaoglu, O., D. Bayram, and C. Elgin. 2017. "Informality and Structural Transformation." *Central Bank [of Turkey] Review* 17 (4): 117–126.
- Bahadur, R. 2014. "Determinants of Informal Employment and Wage Differential in Nepal." *The Journal of Development and Administrative Studies* 22 (1-2): 37–50.
- Barro, R., and J.-W. Lee. 2013. "A New Data Set of Educational Attainment in the World, 1950–2010." *Journal of Development Economics* 104 (September): 184–198.
- Beccaria, L., R. Maurizio, and G. Vazquez. 2015. "Recent Decline in Wage Inequality and Formalization of the Labour Market in Argentina." *International Review of Applied Economics* 29 (5): 677–700.
- Beck, T., and M. Hoseini. 2014. "Informality and Access to Finance: Evidence from India." Mimeo. City University London.
- Benjamin, N., and A. A. Mbaye. 2012. *The Informal Sector in Francophone Africa: Firm Size, Productivity and Institutions*. Washington, DC: World Bank.
- Betcherman, G., N. M. Daysal, and C. Pagés. 2010. "Do Employment Subsidies Work? Evidence from Regionally Targeted Subsidies in Turkey." *Labour Economics* 17 (4): 710–722.
- Bosch, M., E. Goñi-Pacchioni, and W. Maloney. 2012. "Trade Liberalization, Labor Reforms, and Formal-Informal Employment Dynamics." *Labour Economics* 19 (5): 653–667.
- Bosch, M., and W. F. Maloney. 2010. "Labor Dynamics in Developing Countries: Comparative Analysis Using Markov Processes: An Application to Informality." *Labour Economics* 17 (4): 621–631.
- Bruhn, M. 2011. "License to Sell: The Effect of Business Registration Reform on Entrepreneurial Activity in Mexico." *The Review of Economics and Statistics* 93 (1): 382–386.

- Calvés, A. E., and B. Schoumaker. 2004. "Deteriorating Economic Context and Changing Patterns of Youth Employment in Urban Burkina Faso: 1980-2000." *World Development* 32 (8): 1341-1354.
- Cevik, S. 2016. "Unlocking Pakistan's Revenue Potential." IMF Working Paper 16/182, International Monetary Fund, Washington, DC.
- Chatterjee, S., and S. J. Turnovsky. 2018. "Remittances and the Informal Economy." *Journal of Development Economics* 133 (July): 66-83.
- Chen, M. 2012. "The Informal Economy: Definitions, Theories and Policies." WIEGO Working Paper 1, Women in Informal Employment: Globalizing and Organizing, Cambridge, MA.
- CEWC (Central Economic Work Conference). 2018. Summary of conference proceedings. Available at <https://news.sina.com.cn/o/2018-12-21/doc-ihqhqcir9028199.shtml> (Chinese).
- Cho, Y. 2011. "Informality and Protection from Health Shocks: Lessons from Yemen." Policy Research Working Paper 5746, World Bank, Washington, DC.
- Daniels, L. 2003. "Factors that Influence the Expansion of the Microenterprise Sector: Results from Three National Surveys in Zimbabwe." *Journal of International Development* 16 (6): 675-714.
- David, S., O. Ulrich, S. Zelezeck, and N. Majoe. 2012. *Managing Informality: Local Government Practices and Approaches Towards the Informal Economy in Africa*. Pretoria: SA LED Network / SALGA and LEDNA.
- de Andrade, G. H., M. Bruhn, and D. McKenzie. 2013. "A Helping Hand or the Long Arm of the Law? Experimental Evidence on What Governments Can Do to Formalize Firms." Policy Research Working Paper 6435, World Bank, Washington, DC.
- De Mel, S., D. McKenzie, and C. Woodruff. 2013. "The Demand for, and Consequences of, Formalization Among Informal Firms in Sri Lanka." *American Economic Journal: Applied Economics* 5 (2): 122-150.
- de Paula, A., and J. Scheinkman. 2011. "The Informal Sector: An Equilibrium Model and Some Empirical Evidence from Brazil." *Review of Income and Wealth* 57: 10-24.
- De Soto, H. 1989. *The Other Path: The Invisible Revolution in the Third World*. New York: Harper and Row.
- Demenet, A., M. Razafindrakoto, and F. Roubaud. 2016. "Do Informal Businesses Gain from Registration and How? Panel Data Evidence from Vietnam." *World Development* 84 (August): 326-341.
- D'Erasmus, P. N., H. J. Moscoso Boedo, and A. Şenkal. 2014. "Misallocation, Informality, and Human Capital: Understanding the Role of Institutions." *Journal of Economic Dynamics & Control* 42 (May): 122-142.
- Devarajan, S., and L. Mottaghi. 2015. "Towards a New Social Contract." *Middle East and North Africa Economic Monitor*. Washington, DC: World Bank.
- Devarajan, S., and L. Mottaghi. 2017. "The Economics of Post-Conflict Reconstruction in MENA." *Middle East and North Africa Economic Monitor*. Washington, DC: World Bank.
- Devicienti, F., F. Groisman, and A. Poggi. 2010. "Are Informality and Poverty Dynamically Interrelated? Evidence from Argentina." In *Studies in Applied Welfare Analysis: Papers from the Third ECINEQ Meeting*, edited by J. A. Bishop, 79-106. Bingley, U.K.: Emerald Group Publishing.
- Dinh, H. T., D. A. Mavridis, and H. B. Nguyen. 2010. "The Binding Constraint on the Growth of Firms in Developing Countries." Policy Research Working Paper 5485, World Bank, Washington, DC.
- Dix-Carneiro, R., P. K. Goldberg, C. Meghir, and G. Ulyssea. 2018. "Trade and Informality in the Presence of Labor Market Frictions and Regulations." Working paper, Center for Monetary and Financial Studies, Madrid.
- Dix-Carneiro, R., and B. Kovak. 2017. "Margins of Labor Market Adjustment to Trade." Working Paper 23595, National Bureau for Economic Research, Cambridge, MA.
- Dougherty, S., and O. Escobar. 2013. "The Determinants of Informality in Mexico's States." OECD Economics Department Working Papers 1043, Organisation for Economic Co-operation and Development, Paris.
- Earle, J. S., and Z. Sakova. 2000. "Business Start-ups or Disguised Unemployment? Evidence on the Character of Self-employment from Transition Economies." *Labour Economics* 7 (5): 575-601.
- Eichengreen, B., and P. Gupta. 2015. "Tapering Talk: The Impact of Expectations of Reduced Federal Reserve Security Purchases on Emerging Markets." *Emerging Markets Review* 25 (December): 1-15.

- Elbadawi, I., and N. Loayza. 2008. "Informality, Employment and Economic Development in the Arab World." *Journal of Development and Economic Policies* 10 (2): 27-75.
- Elgin, C., M. A. Kose, F. Ohnsorge, and S. Yu. Forthcoming. "Measuring the Informal Economy and its Business Cycles." Mimeo, World Bank, Washington, DC.
- Elgin, C., and O. Oztunali. 2012. "Shadow Economies Around the World: Model Based Estimates." Working Paper 2012/05, Bogazici University, Department of Economics.
- . 2014. "Institutions, Informal Economy, and Economic Development." *Emerging Markets Finance and Trade* 50 (4): 117-134.
- Elshamy, H. M. 2015. "Measuring the Informal Economy in Egypt." *International Journal of Business Management and Economic Research* 6 (2): 137 - 142.
- Estevão, M., and I. de Carvalho Filho. 2012. "Institutions, Informality, and Wage Flexibility: Evidence from Brazil." IMF Working Paper 12/84, International Monetary Fund, Washington, DC.
- Fajnzylber, P., W. F. Maloney, and G. V. Montes-Rojas. 2011. "Does Formality Improve Micro-Firm Performance? Evidence from the Brazilian SIMPLES Program." *Journal of Development Economics* 94 (2): 262 - 276.
- Farazi, S. 2014. "Informal Firms and Financial Inclusion: Status and Determinants." Policy Research Working Paper 6778, World Bank, Washington, DC.
- Fernández, C., and L. Villar. 2016. "Informality and Inclusive Growth in Latin America: The Case of Colombia." IDS Working Paper 469, Institute of Development Studies, Brighton, U.K.
- Fialová, K., and O. Schneider. 2011. "Labor Institutions and Their Impact on Shadow Economies in Europe." Policy Research Working Paper 5913, World Bank, Washington, DC.
- FICCI (Federation of Indian Chambers of Commerce and Industry). 2017. *Informal Economy in India: Setting the Framework for Formalisation*. Edited by J. Vij, A. Khanna, and P. Srivastava. New Delhi: Konrad-Adenauer-Stiftung.
- Fiess, N., M. Fugazza, and W. Maloney. 2008. "Informality and Macroeconomic Fluctuations." IZA Discussion Paper 3519, Institute for the Study of Labor, Bonn.
- Fox, L., and T. P. Sohnesen. 2012. "Household Enterprises in Sub-Saharan Africa: Why They Matter for Growth, Jobs, and Livelihoods." Policy Research Working Paper 6184, World Bank, Washington, DC.
- Freund, C., M. J. Ferrantino, M. Maliszewska, and M. Ruta. 2018. "Impacts on Global Trade and Income of Current Trade Disputes." MTI Practice Note No. 2, World Bank, Washington, DC.
- Friedman, E., S. Johnson, D. Kaufmann, and P. Zoido-Lobaton. 2000. "Dodging the Grabbing Hand: The Determinants of Unofficial Activity in 69 Countries." *Journal of Public Economics* 76 (3): 459-493.
- Gagnon, J., T. Xenogiani, and C. Xing. 2011. "Are All Migrants Really Worse Off in Urban Labour Markets? New Empirical Evidence from China." IZA Discussion Paper 6268, Institute for the Study of Labor, Bonn.
- Galal, A. 2005. "The Economic of Formalization: Potential Winners and Losers from Formalization in Egypt." In *Investment Climate, Growth, and Poverty*, edited by G. Kochendorfer-Lucius and B. Pleskovic. Washington, DC: World Bank.
- Gandelman, N., and A. Rasteletti. 2016. "The Impact of Bank Credit on Employment Formality: Evidence from Uruguay." *Emerging Markets Finance and Trade* 52 (7): 1661-1678.
- Gatti, R., D. F. Angel-Urdinola, J. Silva, and A. Bodor. 2014. *Striving for Better Jobs: The Challenge of Informality in the Middle East and North Africa*. Washington, DC: The World Bank.
- Ghani, E., and R. Kanbur. 2013. "Urbanization and (In)Formalization." Policy Research Working Paper 6374, World Bank, Washington, DC.
- Ghani, E., W. Kerr, and S. O'Connell. 2013. "The Exceptional Persistence of India's Unorganized Sector." Policy Research Paper 6454, World Bank, Washington, DC.
- Goldar, B., and S. C. Aggarwal. 2012. "Informalization of Industrial Labor in India: Effects of Labor Market Rigidities and Import Competition." *The Developing Economies* 50 (2): 141-69.
- Goldberg, P., and N. Pavcnik. 2003. "The Response of the Formal Sector to Trade Liberalization." *Journal of Development Economics* 72 (2): 463-496.
- Grigorian, D. A., and H. R. Davoodi. 2007. "Tax Potential vs. Tax Effort: A Cross-Country Analysis of Armenia's Stubbornly Low Tax Collection." IMF Working Paper 07/106, International Monetary Fund, Washington, DC.

- Grimm, M., P. Knorringa, and J. Lay. 2012. "Constrained Gazelles: High Potential in West Africa's Informal Economy." *World Development* 40 (7): 1352-1368.
- Guariglia, A., and B.-Y. Kim. 2006. The Dynamics of Moonlighting in Russia: What is Happening in the Russian Informal Economy? *Economics of Transition* 14 (1): 1-45.
- Gunatilaka, R. 2008. "Informal Employment in Sri Lanka: Nature, Probability of Employment, and Determinants of Wages." ILO Asia-Pacific Working Paper Series, International Labour Organization, New Delhi.
- Ha, J., M. Stocker, and H. Yilmazkuday. 2019. "Inflation and Exchange Rate Pass-Through." In *Inflation: Evolution, Drivers, and Policies*, edited by J. Ha, M. A. Kose, and F. Ohnsorge, 273-319. Washington, DC: World Bank.
- Handayani, S. W. 2016. *Social Protection for Informal Workers in Asia*. Manila: Asian Development Bank.
- Hassan, M., and F. Schneider. 2016. "Size and Development of the Shadow Economies of 157 Countries Worldwide: Updated and New Measures from 1999 to 2013." IZA Discussion Paper 10281, IZA - Institute of Labor Economics, Bonn, Germany.
- Heintz, J., and I. Valodia. 2008. "Informality in Africa: A Review." WIEGO Working Paper 3, Women in Informal Employment: Globalizing and Organizing, Cambridge, MA.
- Herrera-Idárraga, P., E. López-Bazo, and E. Motellón. 2015. "Double Penalty in Returns to Education: Informality and Educational Mismatch in the Colombian Labour Market." *The Journal of Development Studies* 51 (12): 1683-1701.
- Huang, P. 2009. "China's Neglected Informal Economy. Reality and Theory." *Modern China* 35 (4): 405-438.
- Ianchovichina, E., and M. Ivanic. 2014. "Economic effects of the Syrian war and the spread of the Islamic state on the Levant (English)." Policy Research Working Paper 7135, World Bank, Washington, DC.
- ILO (International Labour Organization). 2009. *The Informal Economy in Africa: Promoting Transition to Formality: Challenges and Strategies*. Geneva: International Labor Office.
- . 2013. *The Informal Economy and Decent Work: A Policy Resource Guide Supporting Transitions to Formality*. Geneva: International Labour Organization.
- . 2015. "Earnings Differentials Between Formal and Informal Employment in Thailand." ILO Asia-Pacific Working Paper Series, International Labour Organization, Bangkok.
- . 2016. "Policies, Strategies and Practices for the Formalisation of Micro and Small Enterprises." International Labour Organization, Geneva, Switzerland.
- . 2017. *World Social Protection Report 2017-19: Universal Social Protection to Achieve the Sustainable Development Goals*. Geneva: International Labour Organization.
- . 2018a. *Women and Men in The Informal Economy: A Statistical Picture*. Geneva: International Labour Organization.
- . 2018b. *World Employment and Social Outlook: Trends 2018*. Geneva: International Labour Organization.
- Ilzetzi, E., and D. Lagakos. 2017. "The Macroeconomic Benefits of Tax Enforcement in Pakistan." International Growth Centre, London School of Economics.
- IMF (International Monetary Fund). 2018a. *World Economic Outlook: Challenges to Steady Growth*. October. Washington, DC: International Monetary Fund.
- . 2018b. "Public Wage Bill in the Middle East and Central Asia Region." IMF Departmental Paper, International Monetary Fund, Washington, DC.
- . 2018c. "Capital Flows to Sub-Saharan Africa: Causes and Consequences." In *Sub-Saharan Africa Regional Economic Outlook: Capital Flows and the Future of Work*. Washington, DC: International Monetary Fund.
- Ingram, M., V. Ramachandran, and V. Desai. 2007. "Why Do Firms Choose to be Informal? Evidence from Enterprise Surveys in Africa." RPED Paper 134, World Bank, Washington, DC.
- Ivlevs, A. 2016. "Remittances and Informal Work." *International Journal of Manpower* 37 (7): 1172-1190.
- Johnson, S., D. Kaufmann, and A. Shleifer. 1997. "The Unofficial Economy in Transition." *Brookings Papers on Economic Activity* 1997 (2): 159-239.
- Judy, L., and B. G. U. Gadgil. 2017. *East Asia and Pacific Cities: Expanding Opportunities for the Urban Poor*. Washington, DC: World Bank.

- Jutting, J., and T. Xenogiani. 2007. "Informal Employment and Internal Migration: The Case of China." OECD Publishing, Paris.
- Kanbur, R. 2017. "Informality: Causes, Consequences and Policy Responses." *Review of Development Economics* 21 (4): 939-961.
- Kaplan, D. S., E. Piedra, and E. Seira. 2011. "Entry Regulation and Business Start-Ups: Evidence from Mexico." *Journal of Public Economics* 95 (11-12): 1501-1515.
- Kaufmann, D., and A. Kaliberda. 1996. "Integrating the Unofficial Economy into the Dynamics of Post-Socialist Economies: A Framework of Analysis and Evidence." Policy Research Working Paper 1691, World Bank, Washington, DC.
- Kessides, C. 2005. "The Urban Transition in Sub-Saharan Africa: Implications for Economic Growth and Poverty Reduction." Africa Region Working Paper 97, World Bank, Washington, DC.
- Khera, P. 2016. "Macroeconomic Impacts of Gender Inequality and Informality in India." IMF Working Paper 16/16, International Monetary Fund, Washington, DC.
- Koettl, J., and M. Weber. 2012. "Does Formal Work Pay? The Role of Labor Taxation and Social Benefit Design in the New EU Member States." *Research in Labor Economics* 34 (April): 167-204.
- Kopczuk, W. 2012. "The Polish Business 'Flat' Tax and its Effect on Reported Incomes: A Pareto Improving Tax Reform." Columbia University Working Paper, Columbia University, New York.
- Kose, M. A., F. L. Ohnsorge, L. S. Ye, and E. Islamaj. 2017. "Weakness in Investment Growth: Causes, Implications and Policy Responses." Policy Research Working Paper 7990, World Bank, Washington, DC.
- Krstic, G., and P. Sanfey. 2010. "Earnings Inequality and the Informal Economy: Evidence from Serbia." Working Paper 114, European Bank for Reconstruction and Development, London.
- La Porta, R., and A. Shleifer. 2014. "Informality and Development." *Journal of Economic Perspectives* 28 (3): 109-126.
- . 2016. "The Unofficial Economy in Africa." In *African Successes, Volume 1: Government and Institutions*, edited by Edwards, S., S. Johnson, and D. N. Weil. Chicago: University of Chicago Press.
- Lam, R., X. Liu, and A. Schipke. 2015. "China's Labor Market in the 'New Normal.'" IMF Working Paper 15/151, International Monetary Fund, Washington, DC.
- Lehmann, H., and A. Muravyev. 2009. "How Important are Labor Market Institutions for Labor Market Performance in Transition Countries?" Discussion Paper 4673, The Institute for the Study of Labor (IZA), Bonn, Germany.
- Lehmann, H., and P. Norberto. 2018. "Informal Employment Relationships and the Labor Market: Is There Segmentation in Ukraine?" *Journal of Comparative Economics* 46 (3): 838-857.
- Levy, S. 2008. *Good Intentions, Bad Outcomes: Social Policy, Informality, and Economic Growth in Mexico*. Washington, DC: Brookings Institution.
- Liang, Z., S. Appleton, and L. Song. 2016. "Informal Employment in China: Trends, Patterns and Determinants of Entry." IZA Discussion Paper 10139, Institute for the Study of Labor, Bonn.
- Likhi, A. 2013. "Employment and Participation in South Asia: Challenges for Productive Absorption." *People, Spaces, Deliberation* (blog), October 23. <https://blogs.worldbank.org/publicsphere/employment-and-participation-south-asia-challenges-productive-absorption>.
- Loayza, N. V. 1997. "The Economics of the Informal Sector: A Simple Model and Some Empirical Evidence from Latin America." Policy Research Working Paper 1727, World Bank, Washington, DC.
- . 2016. "Informality in the Process of Development and Growth." Policy Research Working Paper 7858, World Bank, Washington, DC.
- Loayza, N. V., and J. Rigolini. 2006. "Informality Trends and Cycles." Policy Research Working Paper 4078, World Bank, Washington, DC.
- Loayza, N. V., and T. Wada. 2010a. "Informal Labor: Basic Measures and Determinants." Mimeo, World Bank, Washington, DC.
- . 2010b. "Informal Labor in the Middle East and North Africa: Basic Measures and Determinants." Mimeo, World Bank, Washington, DC.
- Loayza, N. V., L. Servén, and N. Sugawara. 2010. "Informality in Latin America and the Caribbean." In *Business Regulation and Economic Performance*, edited by N. Loayza and L. Servén, 157-196. Washington, DC: World Bank.

- Lukonga, L. 2018. "Fintech, Inclusive Growth and Cyber Risks: Focus on the MENAP and CCA Regions." IMF Working Paper 18/201, International Monetary Fund, Washington, DC.
- Marcouiller, D., V. R. de Castilla, and C. Woodruff. 1997. "Formal Measures of the Informal-Sector Wage Gap in Mexico, El Salvador, and Peru." *Economic Development and Cultural Change* 45 (2): 367-392.
- Maurizio, R. 2015. "Transitions to Formality and Declining Inequality." *Development and Change* 46 (5): 1047-1079.
- Mbogo, M. 2010. "The Impact of Mobile Payments on the Success and Growth of Micro-Business: The Case of M-Pesa in Kenya." *Journal of Language, Technology & Entrepreneurship in Africa* 2 (1): 182-203.
- Mbaye, A. A., and N. Benjamin. 2015. "Informality, Growth, and Development in Africa." In *The Oxford Handbook of Africa and Economics*, edited by C. Monga and J. Y. Lin. New York: Oxford University Press.
- McKenzie, D., and Y. S. Sakho. 2010. "Does it Pay Firms to Register for Taxes? The Impact of Formality on Firm Profitability." *Journal of Development Economics* 91 (1): 15-24.
- McMillan, M., D. Rodrik, and C. Sepúlveda. 2017. *Structural Change, Fundamentals, and Growth: A Framework and Case Studies*. Washington, DC: International Food Policy Research Institute.
- Medvedev, D., and A. M. Oviedo. 2013. "Informality and Productivity: Evidence from a New Firm Survey in Ecuador." Policy Research Working Paper 6431, World Bank, Washington, DC.
- Meghir, C., R. Narita, and J.-M. Robin. 2015. "Wages and Informality in Developing Countries." *The American Economic Review* 105 (4): 1509-1546.
- Menezes-Filho, N. A., and M.-A. Muendler. 2011. "Labor Reallocation in Response to Trade Reform." Working Paper 17372, National Bureau for Economic Research, Cambridge, MA.
- Monteiro, J. C. M., and J. J. Assunção. 2012. "Coming Out of the Shadows? Estimating the Impact of Bureaucracy Simplification and Tax Cut on Formality in Brazilian Microenterprises." *Journal of Development Economics* 99 (1): 105-115.
- Moscoso-Boedo, H. J., and P. N. D'Erasmus. 2012. "Misallocation, Informality, and Human Capital." Virginia Economics Online Paper 401, University of Virginia.
- OECD (Organisation for Economic Co-operation and Development). 2009. *Is Informal Normal? Towards More and Better Jobs in Developing Countries*. Paris: OECD Publishing.
- . 2015. "Strengthening Institutions to Address Informality in Emerging Asia." In *Economic Outlook for Southeast Asia, China and India 2015, Strengthening Institutional Capacity*. Paris: OECD Publishing.
- . 2017. *A Decade of Social Protection Development in Selected Asian Countries*. Paris: OECD Publishing.
- Olivier, M., J. Masabo, and E. Kalula. 2012. "Informality, Employment and Social Protection: Some Critical Perspectives for/from Developing Countries." <https://www.researchgate.net>.
- Oosthuizen, M., K. Lilenstein, F. Steenkamp, and A. Cassim. 2016. "Informality and Inclusive Growth in Sub-Saharan Africa." ELLA Regional Evidence Paper, ELLA Network, Lima.
- Ordóñez, J. C. L. 2014. "Tax Collection, the Informal Sector, and Productivity." *Review of Economic Dynamics* 17 (2): 262-286.
- Otsuka, K., and T. Yamano. 2006. "The Role of Non-Farm Income to Poverty Reduction: Evidence from Asia and East Africa." *Agricultural Economics* 35 (s3): 393-397.
- Oviedo, A. M., M. R. Thomas, and K. Karakurum-Özdemir. 2009. "Economic Informality: Causes, Costs, and Policies: A Literature Survey." Working Paper 167, World Bank, Washington, DC.
- Packard, T., J. Koettl, and C.E. Montenegro. 2012. *In from the Shadow: Integrating Europe's Informal Labor*. Washington, DC: World Bank.
- Park, A., Y. Wu, and Y. Du. 2012. "Informal Employment in Urban China: Measurement and Implications." World Bank, Washington, DC.
- Perry, G. E., W. F. Maloney, O. S. Arias, P. Fajnzylber, A. D. Mason, and J. Saavedra-Chanduvi. 2007. *Informality: Exit and Exclusion*. Washington, DC: World Bank.
- Piza, C. 2016. "Revisiting the Impact of the Brazilian SIMPLES Program on Firms' Formalization Rates." Policy Research Working Paper 7605, World Bank, Washington, DC.
- Purfield, C., H. Finger, K. Ongley, B. Baduel, C. Castellanos, G. Pierre, V. Stepanyan, and E. Roos. 2018. "Opportunity for All: Promoting Growth and

- Inclusiveness in the Middle East and North Africa.” Departmental Paper 18/11, International Monetary Fund, Washington, DC.
- Rodrik, D. 2015. “Premature Deindustrialisation.” NBER Working Paper 20935, National Bureau of Economic Research, Cambridge, MA.
- Rothenberg, A. D., A. Gaduh, N. E. Burger, C. Chazali, I. Tjandraningsih, R. Radikun, C. Sutera, and S. Weilant. 2015. “Rethinking Indonesia’s Informal Sector.” *World Development* 80 (April): 96–113.
- Rutkowski, J. 2006. “Labor Market Developments During Economic Transition.” Policy Research Working Paper 3894, World Bank, Washington, DC.
- Sattar, S., J. L. Keller, and A. Baibagysh Uulu. 2015. “Transitioning to Better Jobs in the Kyrgyz Republic: A Jobs Diagnostic.” World Bank, Washington, DC.
- Schiffbauer, M., A. Sy, S. Hussain, H. Sahnoun, and P. Keefer. 2015. *Jobs or Privileges: Unleashing the Employment Potential of the Middle East and North Africa*. MENA Development Report. Washington, DC: World Bank.
- Schlicarek, A., and M. Caggia. 2015. “Household Saving and Labor Productivity: The Case of Chile.” IDB Working Paper 581, Inter-American Development Bank, Washington, DC.
- Schneider, F., A. Buehn, and C. Montenegro. 2010. “Shadow Economies All over the World: New Estimates for 162 Countries from 1999 to 2007.” Policy Research Working Paper 5356, World Bank, Washington, DC.
- Shapiro, A. F., and F. S. Mandelman. 2016. “Remittances, Entrepreneurship, and Employment Dynamics over the Business Cycle.” *Journal of International Economics* 103 (November): 184–199.
- Shehu, E., and B. Nilsson. 2014. *Informal Employment Among Youth: Evidence from 20 School-to-work Transition Surveys*. Geneva: International Labour Organization.
- Slonimczyk, F. 2012. “The Effect of Taxation on Informal Employment: Evidence from the Russian Flat Tax Reform.” In *Informal Employment in Emerging and Transition Economies*, edited by H. Lehmann and K. Tatsiramos. Bingley, England: Emerald Group Publishing Limited.
- Sonobe, T., J. E. Akoten, and K. Otsuka. 2011. “The Growth Process of Informal Enterprises in Sub-Saharan Africa: A Case Study of a Metalworking Cluster in Nairobi.” *Small Business Economics* 36 (3): 323–335.
- Staneva, A. V., and G. R. Arabsheibani. 2014. “Is There an Informal Employment Wage Premium? Evidence from Tajikistan.” *IZA Journal of Labor and Development* 3 (1): 1–24.
- Steel, F. W., and D. Snodgrass. 2008. “Raising Productivity and Reducing Risks of Household Enterprises—Diagnostic Methodology Framework.” WIEGO Network and World Bank, Washington, DC.
- Straub, S. 2005. “Informal Sector: The Credit Market Channel.” *Journal of Development Economics* 78 (2): 299–321.
- Tansel, A. 2000. “Wage Earners, Self-Employment and Gender in the Informal Sector in Turkey Wage Earners, Self-Employment and Gender in the Informal Sector in Turkey.” Working Paper 24, Policy Research Report on Gender and Development, World Bank, Washington, DC.
- Taymaz, E. 2009. “Informality and Productivity: Productivity Differentials between Formal and Informal Firms in Turkey.” Economic Research Center Working Paper 9(01), World Bank, Washington, DC.
- Ulysea, G. 2018. “Firms, Informality, and Development: Theory and Evidence from Brazil.” *The American Economic Review* 108 (8): 2015–2047.
- UN (United Nations Development Programme). 2013. “The Informal Sector in the Jordanian Economy.” United Nations Development Programme.
- UNCTAD (United Nations Conference on Trade and Development). 2018. *World Investment Report – Investment and New Industrial Policies*. Geneva, Switzerland: UNCTAD.
- USAID (United States Agency for International Development). 2017. *Philippines National Demographic and Health Survey*. Rockville, MD: USAID.
- Vargas, M. 2015. “Informality in Paraguay: Macro-Micro Evidence and Policy Implications.” IMF Working Paper 15/245, International Monetary Fund, Washington, DC.
- Végh, C., and G. Vuletin. 2015. “How Is Tax Policy Conducted over the Business Cycle?” *American Economic Journal* 7 (3): 327–370.
- Végh, C. A., G. Vuletin, D. Riera-Crichton, J. P. Medina, D. Friedheim, L. Morano, and L. Venturi. 2018. *From Known Unknowns to Black Swans: How to Manage Risk in Latin America and the Caribbean*. LAC Semiannual Report. Washington, DC: World Bank.

- Vuletin, G. 2008. "Measuring the Informal Economy in Latin America and the Caribbean." IMF Working Paper 08/102, International Monetary Fund, Washington, DC.
- Waseem, M. 2013. "Taxes, Informality and Income Shifting: Evidence from a Recent Pakistani Tax Reform." Mimeo, London School of Economics.
- WHO (World Health Organization) and UNICEF. 2015. *Progress on Sanitation and Drinking Water: 2015 Update and MDG Assessment*. Geneva, Switzerland: WHO and UNICEF.
- Williams, C., M. Shahid, and A. Martinez. 2015. "Determinants of the Level of Informality in Informal Micro-Enterprises: Some Evidence from the City of Lahore, Pakistan." *World Development* 84 (August): 312-325.
- World Bank and DRCSC (Development Research Center of the State Council, the People's Republic of China). 2014. *Urban China: Toward Efficient, Inclusive, and Sustainable Urbanization*. Washington, DC: World Bank.
- World Bank. Forthcoming 2019. "Walking a Tightrope." *Turkey Economic Monitor*. Washington, DC: World Bank.
- . 2004. *Unlocking the Employment Potential in the Middle East and North Africa*. MENA Development Report. Washington, DC: The World Bank.
- . 2007. *Informality: Exit and Exclusion*. Washington, DC: World Bank.
- . 2011. "The Scope and Main Characteristics of Informal Employment in Ukraine." Technical Note for the Government of Ukraine, World Bank, Washington, DC.
- . 2014a. *East Asia Pacific at Work: Employment, Enterprise, and Well-being*. Washington, DC: World Bank.
- . 2014b. *World Development Report: Risk and Opportunity, Managing Risk for Development*. Washington, DC: World Bank.
- . 2014c. *Arab Republic of Egypt. More Jobs, Better Jobs: A Priority of Egypt*. Poverty Reduction and Economic Management Department Report 88447, Middle East and North Africa Region. Washington, DC: World Bank.
- . 2015. *East Asia's Changing Urban Landscape: Measuring a Decade of Spatial Growth*. Washington, DC: World Bank.
- . 2016a. *Global Economic Prospects: Spillovers amid Weak Growth*. January. Washington, DC: World Bank.
- . 2016b. "Indonesia's Urban Story." World Bank, Washington, DC.
- . 2016c. *World Development Report 2016: Digital Dividends*. Washington, DC: World Bank.
- . 2016d. *What's Holding Back the Private Sector in MENA? Lessons from the Enterprise Survey*. Washington, DC: World Bank.
- . 2017a. *East Asia and Pacific Cities: Expanding Opportunities for the Urban Poor*. Washington, DC: World Bank.
- . 2017b. *South Asia Economic Focus: Globalization Backlash*. Spring. Washington, DC: World Bank.
- . 2017c. *Global Economic Prospects: A Fragile Recovery*. June. Washington, DC: World Bank.
- . 2018a. *East Asia and Pacific Economic Update: Navigating Uncertainty*. October. Washington, DC: World Bank.
- . 2018b. *China Economic Update*. December. Washington, DC: World Bank.
- . 2018c. "Strengthening Competitiveness." *Indonesia Economic Quarterly*. December. Washington, DC: World Bank.
- . 2018d. "Realizing Human Potential." *Malaysia Economic Monitor*. December. Washington, DC: World Bank.
- . 2018e. "World Governance Indicators" (database). Available at <http://info.worldbank.org/governance/wgi>. Accessed on December 6, 2018.
- . 2018f. "Doing Business" (database). Available at <http://www.doingbusiness.org/>. Accessed on December 6, 2018.
- . 2018g. *World Development Indicators*. Washington, DC: World Bank.
- . 2018h. *World Development Report 2019: The Changing Nature of Work*. Washington, DC: World Bank.
- . 2018i. *Western Balkan Regular Economic Report: Higher but Fragile Growth*. Washington, DC: World Bank.

- . 2018j. *Russia Economic Report: Preserving Stability; Doubling Growth; Halving Poverty -- How?* November. Washington, DC: World Bank.
- . 2018k. *Kazakhstan Economic Update*. Washington, DC: World Bank.
- . 2018l. *Global Economic Prospects: Broad-Based Upturn, but for How Long?* January. Washington, DC: World Bank.
- . 2018m. “Migración desde Venezuela a Colombia: Impactos y Estrategia de Respuesta en el Corto y Mediano Plazo.” World Bank, Washington, DC.
- . 2018n. *World Development Report 2018: Learning to Realize Education’s Promise*. Washington, DC: World Bank.
- . 2018o. “Deepening Reforms; In Focus: Pension Systems in the Gulf.” *Gulf Economic Monitor*. February. Washington, DC: World Bank.
- . 2018p. “Staying the Course on Reforms: In Focus: Water for Prosperity and Development.” *Gulf Economic Monitor*. November. Washington DC: World Bank.
- . 2018q. *Doing Business: Reforming to Create Jobs*. Washington, DC: World Bank.
- . 2018r. *Expectations and Aspirations: A New Framework for Education in the Middle East and North Africa*. Washington, DC: World Bank.
- . 2018s. *South Asia Economic Focus: Budget Crunch*. Fall. Washington, DC: World Bank.
- . 2018t. “Nepal Development Update.” November. World Bank, Washington DC.
- . 2018u. “Bangladesh Development Update: Building on Resilience.” World Bank, Washington DC.
- . 2018v. *Global Economic Prospects: The Turning of the Tide*. June. Washington, DC: World Bank.
- . 2018w. *Africa’s Pulse*. October. Washington, DC: World Bank.
- . 2018x. “Piecing Together the Poverty Puzzle.” In *Poverty and Shared Prosperity*. October. Washington, DC: World Bank.
- . 2018y. “The Implications of Tariffs for Commodity Markets.” In *Commodity Markets Outlook. The Changing of the Guard: Shifts in Industrial Commodity Demand*. October. Washington, DC: World Bank.
- . 2018z. “World Bank Country and Lending Groups.” Accessed October 1, 2018. <https://datahelpdesk.worldbank.org/knowledgebase/articles/906519-world-bank-country-and-lending-groups>.
- . 2018aa. “Harmonized List of Fragile Situations.” Accessed October 1, 2018. <http://www.worldbank.org/en/topic/fragilityconflictviolence/brief/harmonized-list-of-fragile-situations>.
- Zahariev, A. 2003. “Tax Avoidance in Bulgaria: The Human Capital Approach.” *SSRN Electronic Journal* 2003 (5).