



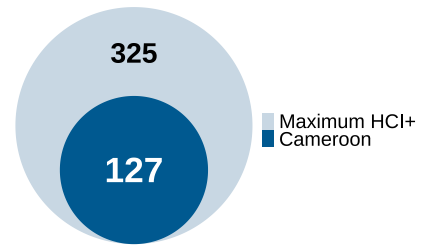
CAMEROON

Region: Sub-Saharan Africa
Income Category: Lower-middle Income

Human capital - people’s knowledge, skills, and health - drives productivity and growth. The Human Capital Index Plus (HCI+) measures the human capital a child born today can expect to accumulate over their working life, extending the original HCI by incorporating tertiary education and work experience. This brief summarizes **Cameroon’s** HCI+ score and its performance in building human capital.

What is Cameroon’s HCI+ and what does it mean?

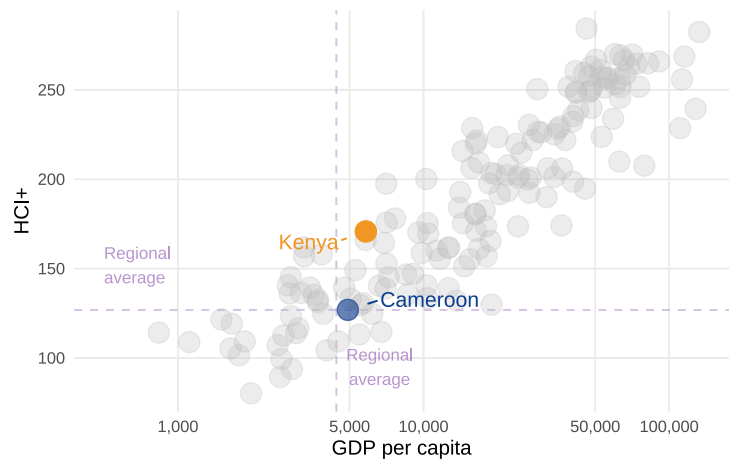
Cameroon’s HCI+ score is 127 (out of a maximum of 325), reflecting its investments in health, education, and employment. A 10-point increase in the index would translate into approximately 10 percent higher future income. Closing the current gaps in these areas relative to high-performing countries with similar GDP per capita would boost future income by 68%.



How does Cameroon’s HCI+ compare to other countries?


Cameroon’s HCI+ is higher than the average for the **Sub-Saharan Africa region (126)** and lower than the average for **lower-middle-income countries (153)**.

Among Cameroon’s income level peers, **Kenya is the top performer in HCI+.**



What explains Cameroon’s HCI+?

The HCI+ has three components corresponding to health, education, and employment.



The HCI+ score for the **Health pillar is 37**, slightly higher than the **regional average of 36**.

The HCI+ score for the **Education pillar is 58**, slightly lower than the **regional average of 61**.

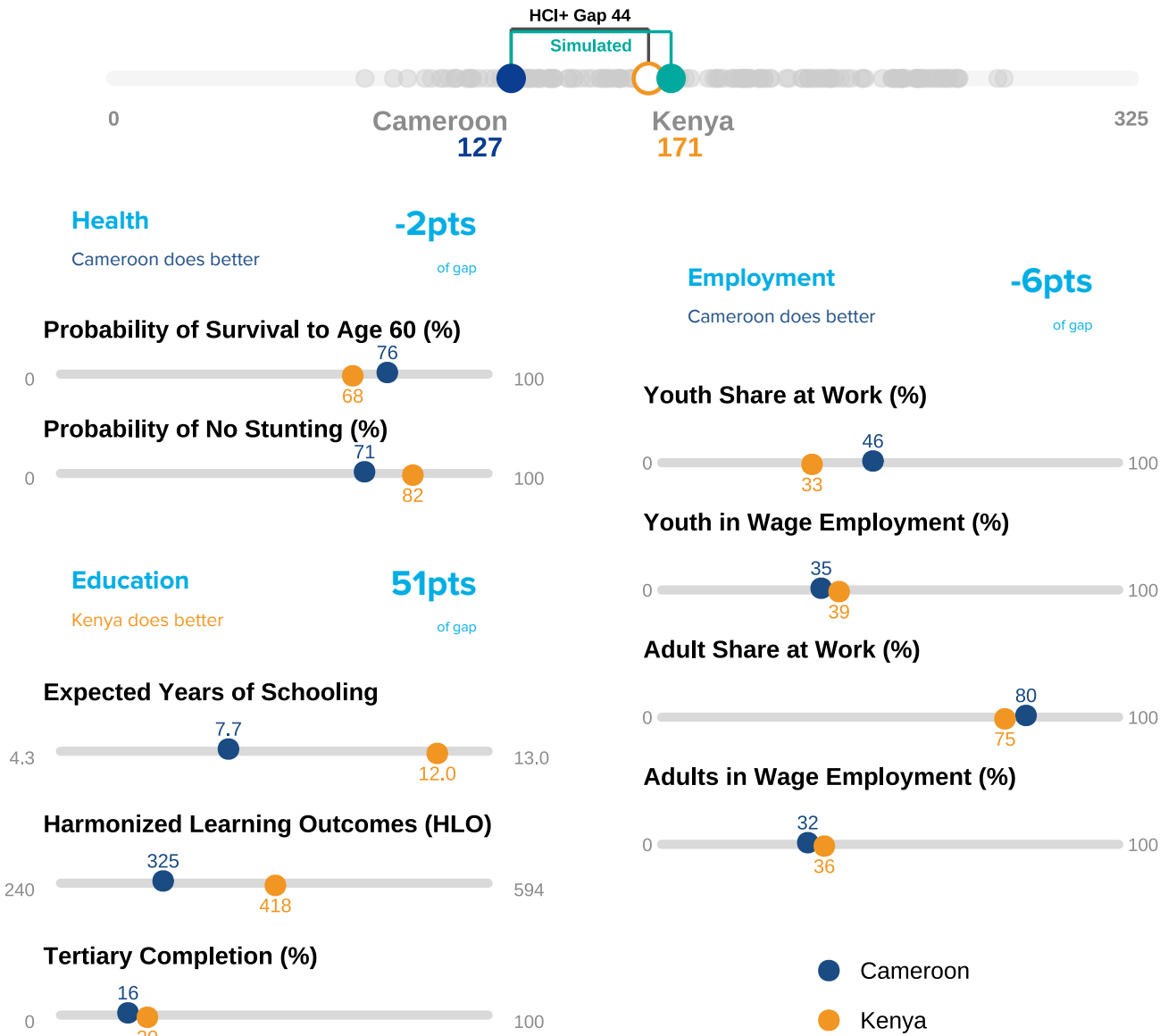
The HCI+ score for the **Employment pillar is 32**, slightly higher than the **regional average of 29**.

Note: Data should be interpreted with caution, given the country’s classification by the World Bank as a conflict-affected situation.



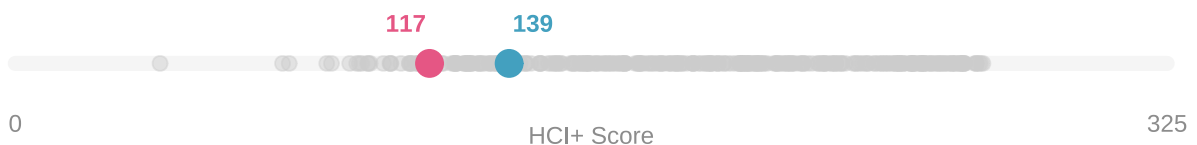
What indicators are responsible for Cameroon's HCI+ gap with Kenya?

Cameroon's HCI+ score (127) is lower than Kenya's (171). The indicators that account for the largest share of the HCI+ gap between Cameroon and Kenya are **expected years of schooling, Harmonized Learning Outcomes (HLO), and tertiary completion**. Raising these indicators to Kenya's levels would increase Cameroon's score to **178**, boosting future income by approximately 51.2%.



What is Cameroon's HCI+ gender gap?

The HCI+ score for **women in Cameroon is 117** compared to **139 for men**. The 22-point gap indicates that women's earning potential will be 22% lower than men's due to differences in the human capital acquired by men and women in Cameroon.



Note: All values are derived from internationally comparable public datasets.

