



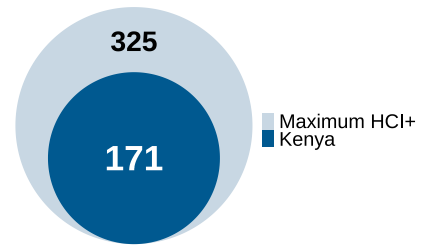
KENYA

Region: Sub-Saharan Africa
Income Category: Lower-middle Income

Human capital - people’s knowledge, skills, and health - drives productivity and growth. The Human Capital Index Plus (HCI+) measures the human capital a child born today can expect to accumulate over their working life, extending the original HCI by incorporating tertiary education and work experience. This brief summarizes **Kenya’s** HCI+ score and its performance in building human capital.

What is Kenya’s HCI+ and what does it mean?

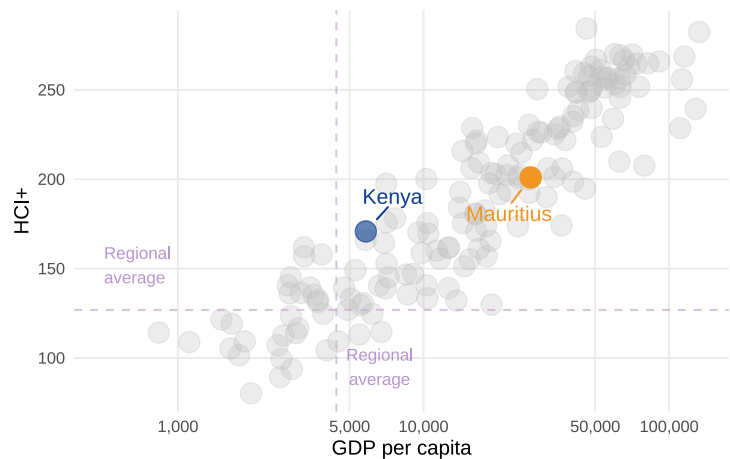
Kenya’s HCI+ score is **171** (out of a maximum of **325**), reflecting its investments in **health, education, and employment**. A 10-point increase in the index would translate into approximately 10 percent higher future income. Closing the current gaps in these areas relative to high-performing countries with similar GDP per capita would boost future income by 29%.



How does Kenya’s HCI+ compare to other countries?

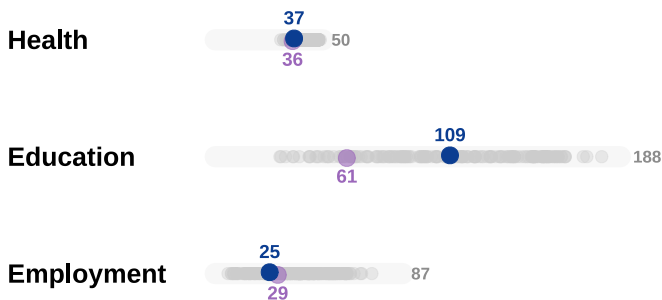
Kenya’s HCI+ is higher than the average for the **Sub-Saharan Africa region (126)** and higher than the average for **lower-middle-income countries (153)**.

Kenya’s HCI+ score is also **30 points lower than Mauritius’s**.



What explains Kenya’s HCI+?

The HCI+ has three components corresponding to health, education, and employment.



The HCI+ score for the **Health pillar is 37**, about the same as the **regional average of 36**.

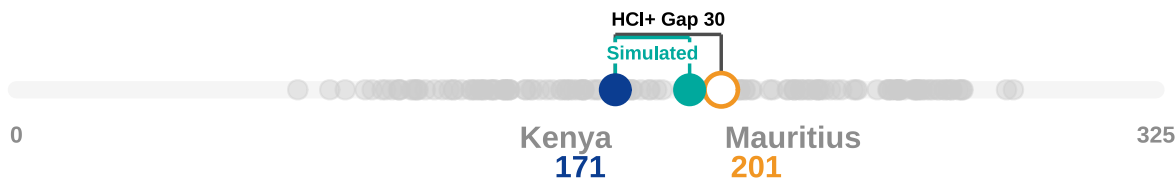
The HCI+ score for the **Education pillar is 109**, higher than the **regional average of 61**.

The HCI+ score for the **Employment pillar is 25**, slightly lower than the **regional average of 29**.



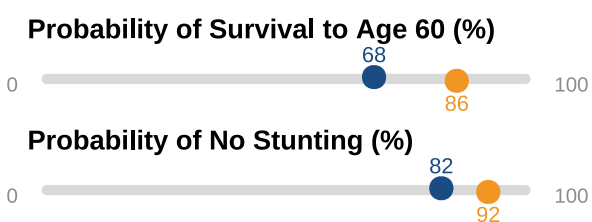
What indicators are responsible for Kenya’s HCI+ gap with Mauritius?

Kenya’s HCI+ score (171) is lower than Mauritius’s (201). The indicators that account for the largest share of the HCI+ gap between Kenya and Mauritius are **probability of survival to age 60, adult in wage employment, and youth share at work**. Raising these indicators to Mauritius’s levels would increase Kenya’s score to **192**, boosting future income by approximately 21.7%.



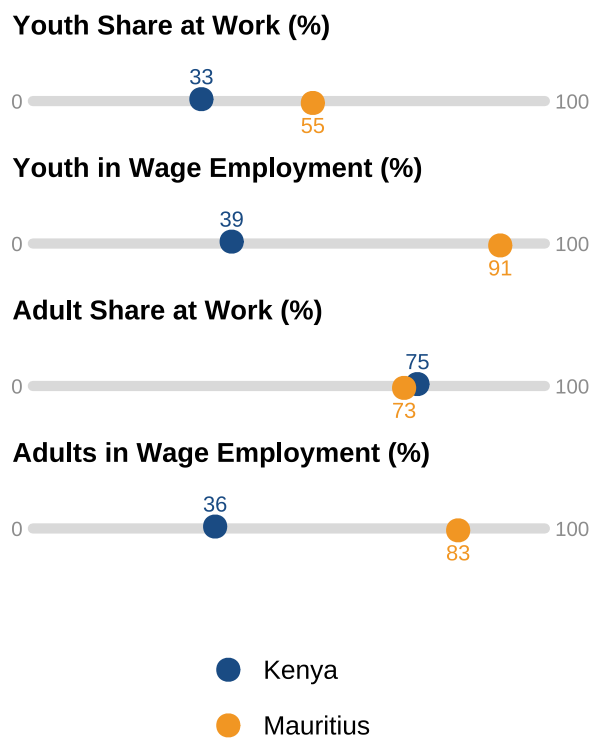
Health 10pts of gap

Mauritius does better



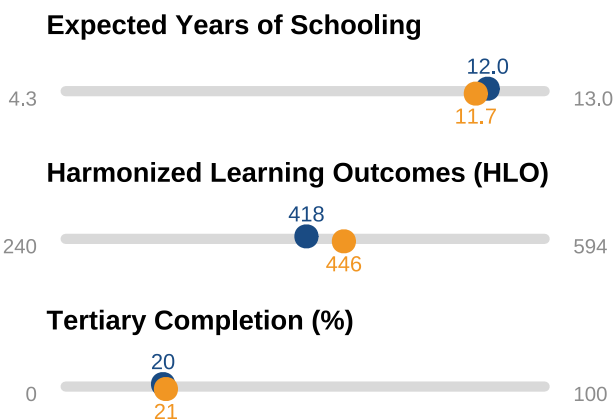
Employment 16pts of gap

Mauritius does better



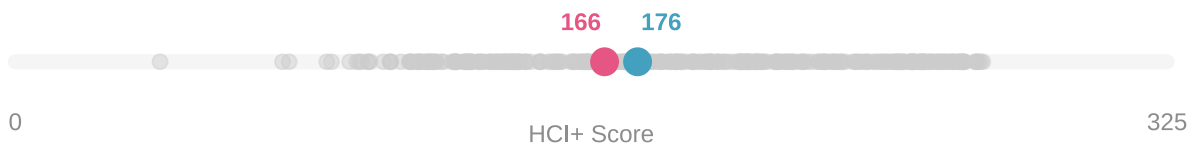
Education 5pts of gap

Mauritius does better



What is Kenya’s HCI+ gender gap?

The HCI+ score for **women in Kenya is 166** compared to **176 for men**. The 10-point gap indicates that women’s earning potential will be 10% lower than men’s due to differences in the human capital acquired by men and women in Kenya.



Note: All values are derived from internationally comparable public datasets.

