



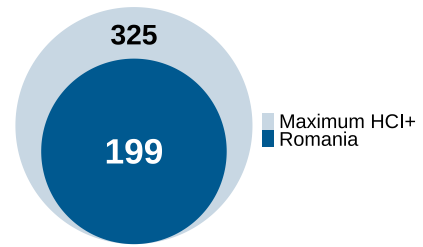
ROMANIA

Region: Europe & Central Asia
Income Category: High Income

Human capital - people’s knowledge, skills, and health - drives productivity and growth. The Human Capital Index Plus (HCI+) measures the human capital a child born today can expect to accumulate over their working life, extending the original HCI by incorporating tertiary education and work experience. This brief summarizes **Romania’s** HCI+ score and its performance in building human capital.

What is Romania’s HCI+ and what does it mean?

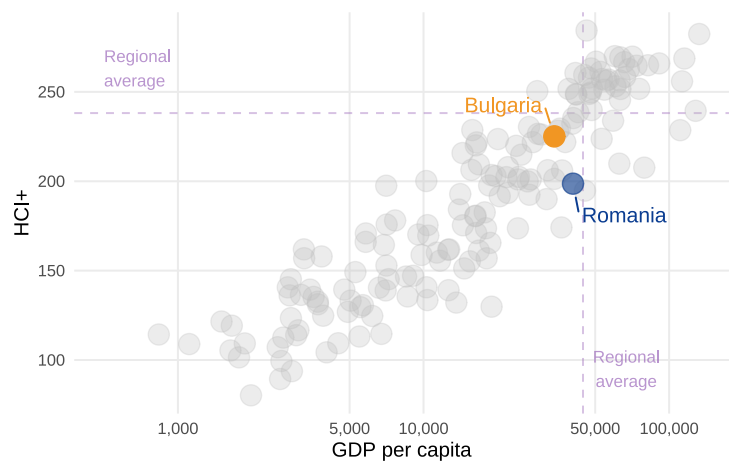
Romania’s HCI+ score is **199** (out of a maximum of **325**), reflecting its investments in **health, education, and employment**. A 10-point increase in the index would translate into approximately 10 percent higher future income. Closing the current gaps in these areas relative to high-performing countries with similar GDP per capita would boost future income by 93%.



How does Romania’s HCI+ compare to other countries?

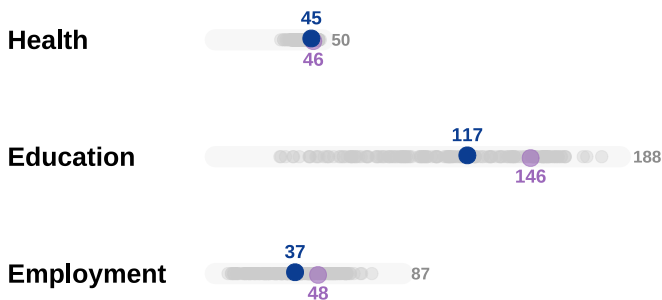
Romania’s HCI+ is lower than the average for the **Europe & Central Asia region (240)** and lower than the average for **high-income countries (254)**.

Romania’s HCI+ score is also **26 points lower than Bulgaria’s**.



What explains Romania’s HCI+?

The HCI+ has three components corresponding to health, education, and employment.



The HCI+ score for the **Health pillar is 45**, about the same as the **regional average of 46**.

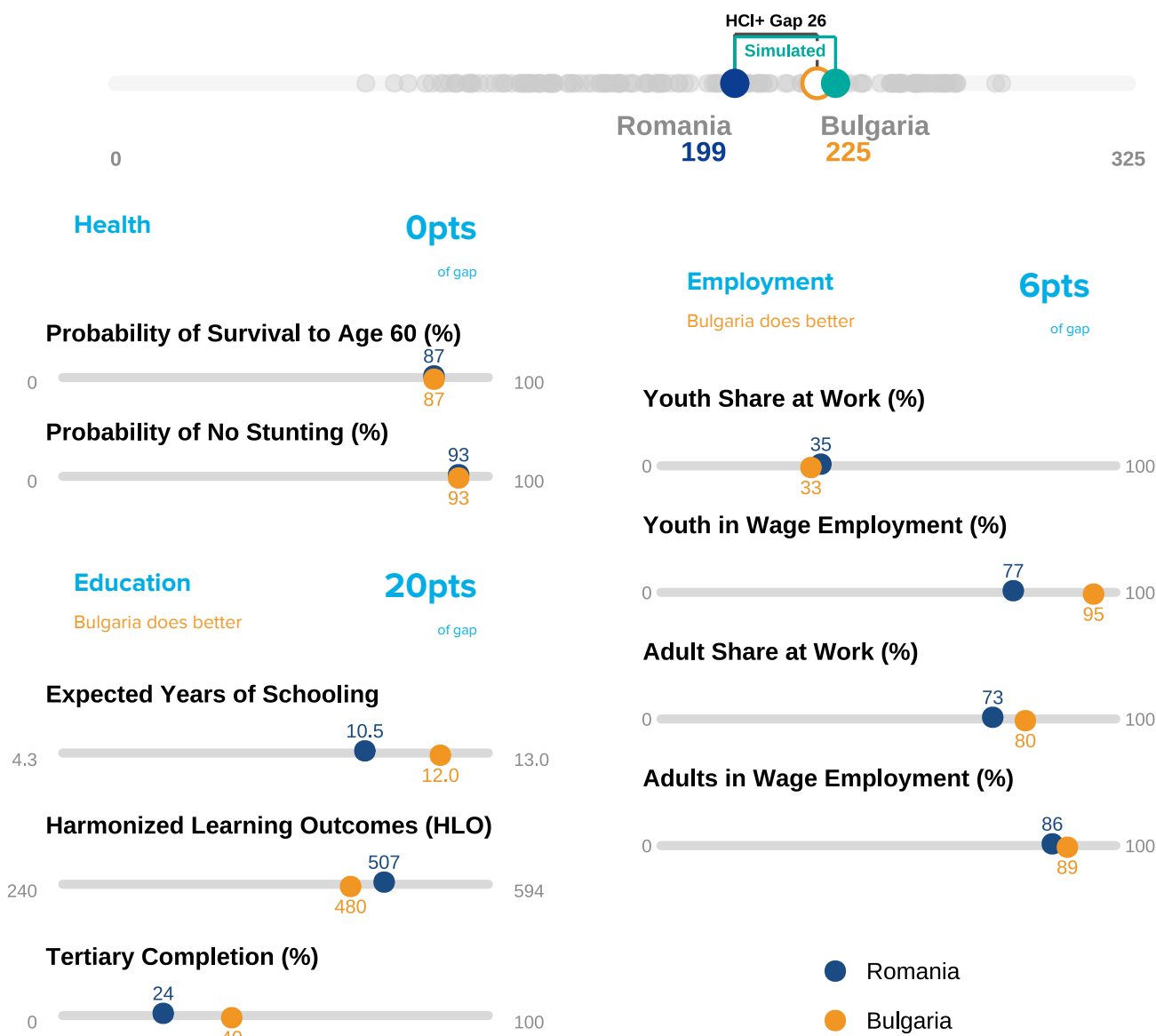
The HCI+ score for the **Education pillar is 117**, lower than the **regional average of 146**.

The HCI+ score for the **Employment pillar is 37**, lower than the **regional average of 48**.



What indicators are responsible for Romania's HCI+ gap with Bulgaria?

Romania's HCI+ score (199) is lower than Bulgaria's (225). The indicators that account for the largest share of the HCI+ gap between Romania and Bulgaria are **expected years of schooling, tertiary completion, and adult share at work**. Raising these indicators to Bulgaria's levels would increase Romania's score to **231**, boosting future income by approximately 32.3%.



What is Romania's HCI+ gender gap?

The HCI+ score for **women in Romania is 195** compared to **202 for men**. The 7-point gap indicates that women's earning potential will be 7% lower than men's due to differences in the human capital acquired by men and women in Romania.



Note: All values are derived from internationally comparable public datasets.

