



6th Meeting of the ICP Inter-Agency Coordination Group

September 24-26, 2018

World Bank, 1818 H St. NW, Washington, DC

MC 10-100

Progress in the Implementation of ICP Interim Activities and 2017 Cycle

Regional Reports

SEPTEMBER 2018

Contents

AFRICA.....	5
1. Data collection periods and reference years.....	5
2. Number of participating countries	6
3. Overall status of interim and ICP 2017 cycle activities.....	6
4. Date of circulation of operational materials to countries	6
5. Expected date of data and results finalization	7
6. Expected release date of final results.....	8
7. Regional efforts and country receptiveness to turning the ICP into a permanent program .	9
8. Efforts and challenges to expanding the dissemination and access to ICP data and metadata	10
9. Requirements, if any, for additional technical assistance.....	10
10. Funding situation and sustainability	11
11. Overall regional risks.....	11
ASIA.....	12
1. Data collection period and reference year(s).....	12
2. Number of participating countries	12
3. Overall status of interim and ICP 2017 cycle activities.....	13
4. Date of circulation of operational materials to countries	15
5. Expected date of data and results finalization	16
6. Expected release date of final results.....	16
7. Regional efforts and country receptiveness to turning the ICP into a permanent program	16
8. Efforts and challenges to expanding the dissemination and access to ICP data and metadata	17
9. Requirements, if any, for additional technical assistance.....	20
10. Funding situation and sustainability	20
11. Overall regional risks.....	20
COMMONWEALTH OF INDEPENDENT STATES.....	21
1. Data collection period and reference year(s).....	21

2.	Number of participating countries	21
3.	Overall status of interim and ICP 2017 cycle activities.....	21
4.	Date of circulation of operational materials to countries	22
5.	Expected date of data and results finalization	22
6.	Expected release date of final results.....	22
7.	Regional efforts and country receptiveness to turning the ICP into a permanent program	23
8.	Efforts and challenges to expanding the dissemination and access to ICP data and metadata	23
9.	Requirements, if any, for additional technical assistance.....	23
10.	Funding situation and sustainability	23
11.	Overall regional risks.....	23
LATIN AMERICA AND THE CARIBBEAN		24
1.	Data collection period and reference year(s).....	24
2.	Number of participating countries	25
3.	Overall status of interim and ICP 2017 cycle activities.....	25
4.	Date of circulation of operational materials to countries	26
5.	Expected date of data and results finalization	27
6.	Expected release date of final results.....	27
7.	Regional efforts and country receptiveness to turning the ICP into a permanent program	27
8.	Efforts and challenges to expanding the dissemination and access to ICP data and metadata	28
9.	Requirements, if any, for additional technical assistance.....	28
10.	Funding situation and sustainability	29
11.	Overall regional risks.....	29
WESTERN ASIA.....		31
1.	Data collection period and reference year(s).....	31
2.	Number of participating countries	31
3.	Overall status of interim and ICP 2017 cycle activities.....	31
4.	Date of circulation of operational materials to countries	31
5.	Expected date of data and results finalization	32
6.	Expected release date of final results.....	32

7. Regional efforts and country receptiveness to turning the ICP into a permanent program	32
8. Efforts and challenges to expanding the dissemination and access to ICP data and metadata	33
9. Requirements, if any, for additional technical assistance.....	33
10. Funding situation and sustainability	33
11. Overall regional risks.....	33
EUROSTAT-OECD.....	34
1. Data collection period and reference year(s).....	34
2. Number of participating countries	34
3. Overall status of interim and ICP 2017 cycle activities.....	34
4. Date of circulation of operational materials to countries	34
5. Expected date of data and results finalization	34
6. Expected release date of final results.....	34
7. Regional efforts and country receptiveness to turning the ICP into a permanent program	34
8. Efforts and challenges to expanding the dissemination and access to ICP data and metadata	35
9. Requirements, if any, for additional technical assistance.....	35
10. Funding situation and sustainability	35
11. Overall regional risks.....	35
Asia Annexes	36
1. Asia Annex 1 – Participating Economies, 2016 PPP Update and 2017 ICP Asia Pacific.....	36
2. Asia Annex 2 – Household Survey Data Collection Periods, 2017 ICP Asia Pacific.....	37
3. Asia Annex 3 – Workshops, 2017 ICP Asia Pacific	38
4. Asia Annex 4 – Data Access Questionnaire, 2017 ICP Asia Pacific	40

AFRICA

1. Data collection periods and reference years

Interim comparison







A launch workshop of the interim ICP-Africa 2015 round was held in Dakar, Senegal, from June 29-July 03, 2015, as well as a re-sit workshop in Lusaka from 3-7 August 2015. During these workshops, a work plan was designed and agreed upon with data collection scheduled to run monthly from August 2015 to July 2016. Forty-one countries continuously submitted common ICP and CPI basket items from January 2015 to December 2016, while six submitted the full ICP basket.

In regard to National Accounts, strategic approaches were implemented to ensure that Africa's specificities were effectively accommodated in the methodologies developed at the global level for global PPP revision. This included training countries' national accounts experts on the Model Report for Expenditure Statistics (MORES) with appropriate techniques to compile the GDP expenditures and split them using specifically designed top-down and bottom-up approaches.

The African Development Bank (AfDB) is mindful that the implementation of the Rolling Benchmark Approach (RBA), referred to as ICP 2017, is based on the understanding that ICP regions, including Africa, have conducted interim exercises covering 2016. With respect to Africa region, the ICP 2017 will incorporate data collected through the above interim activities, covering 95 basic headings under household consumption. However, the basic headings coverage was not uniform across countries: out of the 95 basic headings, 79 were covered by at least 26 countries, 14 basic headings were covered by at least 11 countries, whereas there are 2 basic headings for which data was provided by a maximum of 10 countries. These data were validated through bilateral interactions with individual countries, and reviewed at the ICP 2017 cycle launch workshop, which was held in Lusaka from January 29-February 3, 2017.

2017 cycle

Figure 1- Number of countries collecting data per quarter

2017-Q3		17
2017-Q4		23
2018-Q1		50
2018-Q2		50
2018-Q3		35
2018-Q4		25

The African comparison covering 50 countries is being sub-coordinated by two sub-regional organizations: AFRISTAT with 30 countries under their purview, and COMESA 20. Thirteen (13) of the 20 countries from the COMESA group finished the main ICP survey data collection in May 2018. Additional countries completed data collection in August 2018, yet others are finishing in November 2018. November 2018 marks the end of the main survey data collection for all the African countries.

Figure 1 provides the overall distribution of countries per quarter. It shows that most of the African countries started data collection in the first quarter of 2018. Countries that did not start in 2017-Q1 will proceed with the main price survey in order to cover 4 quarters by 2018-Q3 (35 countries) or 2018-Q4 (25 countries).

2. Number of participating countries

Interim comparison

The ICP Africa 2015 interim exercise consisted of both retrieval of prices for ICP-CPI common items from countries' CPI databases, as well as ICP specific data collection. During this round, 50 countries fully participated in data collection, of which 47 fully submitted their prices data. Three countries (Libya, South Sudan and Somaliland) were passive participants that only benefitted from ICP capacity development activities. Of the 47 active participants, 6 countries collected ICP prices and extracted CPI prices for ICP-CPI common items, while 41 countries submitted CPI prices for ICP-CPI common items only. It is also worth noting that 13 countries have national geographical coverage, while in 34 countries, geographical coverage is limited to their capital cities.

2017 cycle

As noted above, the number of participating countries is 50: all the countries are at various stages of data collection, validation, and editing for the main ICP survey as well as common ICP-CPI products for 2017 and 2018. Countries like South Sudan and Somaliland (region) are participating in the current ICP activities within the context of continuous statistical capacity building.

3. Overall status of interim and ICP 2017 cycle activities

Interim comparison

In an attempt to improve the ICP processes across data collection, editing and validation, basic heading PPP computations, and dissemination of ICP results as well as entrenching the same processes across data suppliers, users and academic institutions, the AfDB established a Regional Expert Group (REG) that met in April 2018. During the REG meeting, proceedings covered the role of the Regional Expert Group, introducing ICP to REG, creating ICP awareness across Africa as well as highlights of ICP results based on the 2015/2016 interim data. Whilst the meeting welcomed the interim results, concerns were raised on the absence of relatively large economies like Nigeria from the interim comparison. It was also emphasized that further data validation and editing of basic data across countries is necessary going forward.

2017 cycle

The overall status of the ICP 2017 cycle is as reported under section 1. The participating countries are at different stages of data collection and validation for the 2017 main ICP survey. The state of data collection and submission for private education, compensation of government employees, housing volumes and rents as well as GDP splitting also varies across countries.

4. Date of circulation of operational materials to countries

Interim comparison

Regional operational materials for the 2015 interim exercise were provided to countries during the launch workshop in Dakar in July 2015. The materials comprised of the Reduced list of 556 products representative of the 2011 list; Price data validation tools updated for the 2015 Interim Round

requirements (entry sheet, validation and reviewing, etc.); and MORES Template for GDP expenditures estimations.

During the Dakar launch workshop, one of the recommendations made was to create a cloud directory, where all experts could download the relevant survey materials. This recommendation was followed up in August 2015 in terms of creating and populating Dropbox and Google Drive which were shared with countries.

2017 cycle

For the ICP 2017 cycle, the AfDB shared operational materials with countries primarily through the cloud. All documents and materials related to ICP 2017 were uploaded on to Google Drive and the links were shared with experts from all the participating countries.

A first link¹ was shared in February 2017 during the launch workshop in Lusaka. A second link² was provided during the catch-up workshop held in Abidjan in June 2017. The materials uploaded included all workshop documents, as well as the tools for the main survey and special surveys.

For ease of reference, we created and shared (in August 2017) a third link³ in which only operational materials related to price and national accounts activities were stored.

Regarding the main survey, a list of 560 representative products of the African CPI basket was created covering 95 BHs. Price data validation tools were also provided (entry sheet, validation and reviewing, etc.). The ICP-Africa regional team also developed two technical tools to collect data for two BHs that require special attention: Air transports and Electricity. National Accounts and special surveys materials were also provided.

5. Expected date of data and results finalization

Interim comparison

The presentation on interim ICP results (2015/2016) during the REG meeting highlighted the need for further data validation and editing within and across countries.

2017 cycle

In the ongoing ICP 2017 cycle, national accounts work is carried out in two phases, phase 1 corresponding to the latest year for which official GDP is published, and phase 2 for the reference year 2017. For the latest year, activities leading to the finalization of GDP splitting include: completing and validating the MORES, compiling and reviewing the related data and narrative reports, and finalizing the MORES. After estimating the GDP expenditure aggregates, the same steps for the latest year will be followed for the reference year and finalized in July 2019.

¹ <https://drive.google.com/drive/folders/OB0AEI1FV5y8Nd3ZMZEc1RmVxWWM?usp=sharing>

² <https://drive.google.com/drive/folders/OB0AEI1FV5y8NR0s1YS1nX1RONU0?usp=sharing>

³ <https://drive.google.com/drive/folders/OB0AEI1FV5y8NbEJheWhUdHNWw0k?usp=sharing>

The processing of the MORES for the latest year has not yet been completed. It is expected that relevant GDP vectors for most countries will be available by the end of 2018.

For the main survey, thirteen countries that started collection in September 2017 and progressed continuously finished data collection in May 2018, others finished in August and the last set of countries across Africa should conclude data collection in November 2018. Data submission, editing, and validation is initially done bilaterally between the Bank and individual countries as and when individual countries submit country data. For the group of countries that started the main survey earlier, the data validation and editing workshop was organized in Nairobi, Kenya to improve data consistency within and across countries the same countries. As at the middle of August 2018 the AfDB submitted national average prices based on available data as at that time, the data is for 40 African countries. Another round of price collection took place in August 2018 translating to additional data after the mid-August 2018 data submission. The mid August 2018 data submission excluded data from countries like Nigeria and Ghana that were still validating and editing their data sets collected in May 2018. Six (6) participating countries have since submitted all their country led special surveys (private education, compensation of employees, housing (volumes and rents). Twenty-two (22) countries submitted private education data, with twenty (20) countries submitting compensation of government employees' data, twelve (12) countries submitting housing rentals and (14) submitting housing volume data. Some countries have provided timelines in which they are set to provide the same data within this year, specific surveys to avail the same data are part of work in progress across some countries.

Centrally organized special surveys on machinery and equipment as well as civil engineering and construction began with the orientation meeting that brought the World Bank, World Bank consultants (RICs), the AfDB and two individual consultants in the two domains of price collection together. To date 30 countries have since submitted data on construction and civil engineering that has since been reviewed by the World Bank and RICs consultants. Machinery and equipment data from twenty-nine (29) countries has since been submitted and is going through the data editing and validation process as set out during the orientation meeting.

It is planned that preliminary results will be calculated from May to July 2019, and reviewed by the REG, whose terms of reference will be expanded, and its composition revised accordingly. The level of detail of the results, as to which GDP components they will cover, will depend on the categories of data whose validation would have completed by then.

6. Expected release date of final results

Interim comparison

Consensus following the REG meeting was that further editing and validation of the interim data is necessary as part of the way forward.

2017 cycle

The preliminary results will be published in electronic form only.

The AfDB will strive to issue a press release of the final results in a summary form (at GDP level) in December 2019. The main tables of results will be published in electronic form in January 2020, and the final report will be published in July 2020.

The Bank will also sustain its advocacy strategy for the ICP results which is at a formative stage ensuring the results are well disseminated and adequately explained to users at all levels from time to time.

7. Regional efforts and country receptiveness to turning the ICP into a permanent program

The AfDB endeavors to build the necessary knowledge and reasonable levels of statistical capacity that should enable the mainstreaming of ICP activities into regular price and national accounts activities of the National Statistical Offices in Regional Member Countries. The rationale is due to the evolving results agenda at national, regional and international levels. Agenda 2030 provides the impetus for regular PPPs and indeed AfDB's own High 5s. The ability of National Statistical Offices to provide the requisite data over time on a relatively high frequency basis is central to the effective monitoring of the above. Whilst the emphasis remains on ensuring basic data flows from the countries as and when required, the other equally important dimension is consistent amplification of the policy relevance of PPPs to policy makers at all levels. Putting the users of the PPPs on focus will naturally raise the profile of PPPs and justify the basic data flow. As part of bringing this to bear the Bank is developing an ICP advocacy concept note that focuses on the uses of internationally comparable data from the ICP to the Continental Free Trade Area among other key uses. The concept note is set to guide advocacy activities as a process and at all levels.

Based on bilateral conversations with countries, we know that they are receptive and willing to turn ICP into a permanent program. This will require developing an ICP sub-strategy under the new Strategy for the harmonization of statistics in Africa (SHaSA-2). The ICP strategy will entail:

Overall strategic line:

- Developing guidelines for the inclusion of ICP in National Strategy for the Development of Statistics (NSDS); and
- Helping countries to design their ICP strategy and including it in the NSDS.

ICP-CPI integration:

- Harmonizing concepts and definitions across the ICP and (H)CPIs;
- Including an ICP component in the Country's NSDS.

ICP-National Accounts integration:

- Using the MORES approach to provide a quality assurance analysis on the benchmark data used in the rebasing of GDP for countries;
- Developing procedures to cross-validate expenditure values of selected basic headings; and
- Checking GDP consistency between the production and the expenditure approaches.

Price-Expenditure consistency and GDP improvement:

- Combining rental survey data, population and housing census results, household survey results and other administrative records to estimate expenditure values for 1104111 - Actual rentals for housing and 1104211 - Imputed rentals for housing;
- Combining water prices, population and housing census results, household survey results and other administrative records to estimate expenditure values for 1104411- Water supply;
- Combining electricity prices, population and housing census results, household survey results and other administrative records to estimate expenditure values for 1104511 - Electricity;
- Combining existing prices and adjusted volume of dwellings to estimate expenditure values for maintenance and other housing related services;
- Combining existing prices and relevant population of students to estimate expenditure values for private education;
- Combining compensation of employees' data, administrative records and government finance statistics to estimate expenditure values for basic headings related to government employee compensation; and
- Estimating expenditure values for machinery and equipment (M&E) basic headings through commodity balances.

8. Efforts and challenges to expanding the dissemination and access to ICP data and metadata

The dissemination of the PPPs needs improvement and be conducted as a continuous process across the AfDB and the regional member countries. Successful dissemination requires methodological appreciation across producers and users. The AfDB acknowledges the efficacy of bringing users and producers together to foster the necessary levels of statistical knowhow that should support and justify the continuous production of PPPs. Advocating for the policy relevance of PPPs as highlighted elsewhere cannot be overemphasized, it is indispensable.

9. Requirements, if any, for additional technical assistance

The AfDB will continue to provide the necessary technical support to the regional member countries by way of demand-driven technical assistance missions, follow up missions and collective workshops for all participating countries. Several technical assistance missions were undertaken across specific countries where progress was lagging, notable examples include Nigeria and Angola, the same countries are on board and should conclude data collection in November 2018. The Bank in collaboration with AFRISTAT also conducted workshops in National Accounts and Price Statistics paying attention to critical issues set to enable participants from selected countries under the purview of AFRISTAT commence their ICP activities. The workshops took place in Togo in April 2018, and the two workshops were complemented by yet another workshop on price statistics that also dwelt on purchasing power parity computations among other issues. As the ICP activities evolve from data collection and editing to PPP computations, the AfDB looks forward to identifying

a reputable practitioner to lead the computation of PPPs, and another to lead the report writing process. The AfDB ICP team (made up of regular staff and long-term consultants) will play active roles across the 2017 ICP cycle activities.

10. Funding situation and sustainability

To take the ICP 2017 cycle of activities this far, the AfDB provided financial support to participating countries for data collection via two intermediary sub-regional organizations, AFRISTAT and COMESA. The AfDB disbursed USD 1,480,586.37 to COMESA, and USD 1,660,693.42 to AFRISTAT.

11. Overall regional risks

In the ICP 2011 Round, Africa had 50 participating countries and a similar number is participating in the 2017 cycle of activities. To improve the internal consistency of data within and across the countries the Bank has been undertaking targeted statistical assistance missions to countries based on observed weaknesses like late commencement of data collection, demand for training needs for data collection staff as well as country level data processing, editing and validation. These include:

- Interacting with the countries iteratively as part of evolving data validation and editing. Data and narrative report templates were developed by AfDB which are being used to address data issues;
- Conducting the Africa region data editing and validation workshop in the first or second quarter of 2019 for both national accounts and price statistics as leading to the computation of 2017 ICP results.

ASIA

1. Data collection period and reference year(s)

Interim comparison:

The Asia and the Pacific region is currently implementing a 2016 PPP Update exercise.

Household: Data collection for the update exercise was intended for July 2015 - June 2016. However, most countries could not begin data collection as planned. In consultation with the countries, data collection was extended to cover the full year 2016. Thus, all 20 participating countries collected data from January-December 2016, except for the Philippines where prices for August and September 2016 could not be collected. Data collection was restricted to the capital city, except for Cambodia (capital city + 5 provinces), India (capital city + 5 mega cities), and Pakistan (capital city + 4 largest provinces) for a reduced list of household items from the 2011 ICP round and updated for fast evolving items.

Special surveys: Only a one-time price collection for special surveys for machinery and equipment (M&E) and Construction (CNS) materials was conducted in capital cities. Most countries collected prices during October-December 2016 for the reference year 2016.

2017 cycle:

Household: Price collection for household items was scheduled for April 2017-March 2018. More than half of the countries began the survey in April. Others started between April and August (Bhutan). In view of delays in starting the price collection in some countries, price collection was extended to cover a 12-month cycle for each country. Thus, prices will be extrapolated to reference year 2017 in all cases.

Special surveys: Data collection of special surveys for M&E and CNS were conducted in Q4 2017 for Electronics and Software items while the rest of M&E and CNS in Q1/Q2 2018 with reference year 2017 (mid-year) and 2018 (Q1). Rental surveys were conducted in Q2 2018 (Hong Kong, China conducted it in Q1 2018), with submission expected in Q3 2018, while data for Housing Volume will be collected in Q3/Q4 2018, with 2017 as reference year. Government compensation is scheduled in Q3/Q4 2018, with 2017 as reference year.

2. Number of participating countries

Interim comparison:

Twenty-one economies were originally participating in the 2015-2016 PPP updating. However, Myanmar was not able to sustain price collection due to a change in its ICP National Implementing Agency (NIA). Thus, only 20 economies are now included in the PPP updating.

2017 cycle:

Twenty-two economies confirmed their participation by signing a letter of no objection (LNO). A Framework of Partnership, between ADB and NIAs, defines their respective roles and responsibilities in ICP implementation at the regional and country levels.

Asia Annex 1 shows the participating economies for both the Interim and the 2017 ICP cycles.

3. Overall status of interim and ICP 2017 cycle activities

Interim comparison:

Price collection surveys with reference year 2016 have been completed in all participating countries. A series of regional data validation workshops have been held since 2016. The last was on 3-4 May 2018 where the 2016 price data were validated, and preliminary PPP estimates presented. Data inconsistencies could not be resolved, and more data cleaning is needed. Given that the 2017 ICP data validation is ongoing the 2016 prices are also being validated vis-à-vis the 2017 prices. As such, for efficiency in finalizing the 2016 PPP update data and to ensure its consistency with the ongoing 2017 ICP round, this exercise will be completed alongside the ongoing 2017 ICP. Preliminary price and GDP data, as well as preliminary BH level PPPs based on the latest price data for 2016 were already submitted to GIU on 31 August 2018 for global validation purposes, although as mentioned these data are subject to further validations.

2017 cycle:

In the regional data validation workshop on 2016 PPP Update held in June 2016, the UNSC decisions on the ICP's future and tentative plans for 2017 ICP in Asia and the Pacific were presented and discussed with the National Implementing Agencies (NIAs).

In January 2017, the Regional Advisory Board was organized and convened to set the overall direction of the 2017 ICP in Asia and the Pacific. On the same day, an inception meeting of the 2017 ICP with the NIA heads was conducted to apprise them of the 2017 ICP cycle workplan, and its technical and administrative requirements. They were also requested to sign the official 'No Objection' letter to be part of ADB's technical assistance for financing the 2017 ICP activities.

Implementation of Price Surveys-Household: Workshop in September 2016, discussed the preparations with regards to sampling design for household price surveys and guidelines on survey designs were presented. Each economy also presented their preliminary sampling plans for household prices surveys which were assessed in the workshop and comments/suggestions provided so as to have nationally representative prices.

Regional workshops in February 2017 further reviewed the sampling designs proposed by the countries for household price collection. The workshop also reviewed and finalized the initial household product lists for 2017 ICP surveys. The workshop also discussed CP pricing guidelines and roles and responsibilities of enumerators, supervisors and the central unit in the NIA for overall coordinating national level activities.

Following this workshop, price collection surveys for household items started in April 2017 in 14 economies, in May 2017 in another 4 countries, and between June to August 2017 in the remaining 4 countries. Asia Annex 2 provides the period for which household survey were conducted for each of the participating economies. In some countries, delays were due to other priorities and limited human resources (like population census in Bhutan, and election duty in Nepal), and in others including the People's Republic of China (PRC) and India, pre-survey preparations and organizing the logistics/training of staff in states and regions required more time. Since then all economies

have conducted a 12-month price collection and submitted prices until March 2018 (with a few exceptions). Data review/validation regional workshops for ongoing price collection were conducted almost every quarter—in October 2017, January 2018, May 2018, and July 2018, with next workshop in October 2018, when it is expected that full 12-month data would be available from all economies. Preliminary price data for global list household items (along with prices of M&E (for specified items only), and Construction products) were already submitted to GIU on 26 August 2018 for advance global validations. The submitted prices are subject to further data review/validation before these can be used for compilation of preliminary PPPs.

In the meanwhile, ADB also conducted specific country level training activities on demand. On the request from the government of Myanmar, ADB conducted an in-country ‘training of trainers’ in Naypyidaw in April 2017 (with price collection field visits in Naypyidaw, Yangon and Mandalay). On the request from the PRC, ADB contributed resource persons to the in-country training of regional/provincial staff in May 2017. At the request of GIU (WB) to promote the PPP E-learning course, a session during the May 2018 regional workshop was also devoted to PPP E-learning course wherein ADB and the participants simultaneously took modules 1 and 2 of the course.

Implementation of Price Surveys-Specialized Surveys: The data collection for surveys of Machinery & Equipment (M&E) and Construction (CNS), with reference year 2017, were planned for Q1 2018 and data collection was completed by all economies with a few exceptions in Q1 2018, and by remaining in Q2 2018. First regional data validation workshop for M&E and CNS prices was conducted in July 2018 and the next workshop will be in December 2018. The discussions in the July 2018 workshop also resulted in the updating of the respective product catalogues and further clarifications on items specifications by experts for reviewing the price data collected.

Data requirements for the housing services, related concepts and list of housing for rental survey approach was discussed in regional workshops in January 2018, for collection of rental data in Q2 2018 (rental data to be collected for reference year 2017) by almost all economies except a few where it was a bit delayed. Data requirements and methodology for housing services using the volume approach was discussed in regional workshop in May 2018.

The May 2018 regional workshop also discussed the methodology for extrapolation of global PPPs between benchmark rounds and the data requirements of the same in the templates provided by GIU.

Proposed 2017 data access policy was presented in the regional workshop held on 29-31 January and 3 February 2018.

A comprehensive list of each regional workshops conducted with topics discussed for 2017 ICP held since January 2017 is available in Annex 3.

The next workshop will be held in October 2018. This workshop will undertake first regional validation of rental survey data. Additionally, concepts and data requirements for compensation survey and national accounts concepts in the context of data needs for GDP expenditures will be discussed.

4. Date of circulation of operational materials to countries

Interim comparison:

Materials on the PPP Update were circulated to economies in June 2015 during the Regional Workshop in Bangkok. The item list for household used was a core (or reduced list) derived from the full list of 2011 ICP round with updates for fast evolving items.

2017 cycle:

Household: The list for household items was updated by ADB by reviewing the 2011 ICP list, 2016 PPP update list, and the Global core lists in January 2017. This list was then circulated to the countries and reviewed during the regional workshop in February 2017. Based on the feedback from the workshop, the household item list was finalized in March 2017 and a product catalogue was prepared. This was used for price collection beginning April 2017. During the June/July 2017 and October 2017 regional workshop, a few more items were added and SPDs revised for some other to the list based on the initial field experience of the countries. Based on the July 2018 workshop, due to difficulty in pricing, a few items were deleted. Thus, from an initial list of 938 items, the household list is now trimmed to 926 items. However, due to the huge variation that prices of pharmaceutical products are exhibiting, it was decided to split the items by the actual brand priced by each economy. This is similar to the approach adopted in 2011 ICP round. A “Splitting Tool” was developed by ADB to assist countries in this regard along with the Operational Guide for Health provided to countries in August 2018 for implementing the splitting. ADB also prepared a “PRICE COLLECTIONS AT THE COUNTRY LEVEL: A PRACTICAL GUIDE (Sector Coverage: Household)” which summarizes key concepts of ICP and PPPs and provides guidelines for field operations, including FAQs for reference, and sent to countries in May 2017.

Special surveys: The June/July 2017 workshop was also utilized to introduce products for the special surveys for the 2017 ICP. Countries were not agreeable to a proposal of preponement of the special surveys to Q42017 (from planned timing of Q1/Q2 2018). It was, thus, agreed to conduct specialized surveys Q1/Q2 2018 for reference year 2017. Operational materials including the lists of M&E and CNS were forwarded to the countries on 14 July 2017 for their review and feedback. The survey forms along with the lists of items for M&E, CNS and dwelling were discussed during the 4-7 October 2017 workshop. For M&E items, it was realized that not all specifications may be available for unspecified items. Thus, with the technical advice of a resource person, price determining characteristics were identified which are the minimum specifications that must be met for an item to be considered as an equivalent item. For CNS, specifically equipment items, it was suggested to get the same specifications of related items from the M&E list. Pricing Guidelines and FAQs for CNS, and Pricing Guidelines for Machinery & Equipment along with product catalogues were prepared in November 2017. For estimating PPPs for dwelling services, the region will use both rental survey and volume approaches. Operational Guidelines for both Rental survey and Volume approaches were also developed and provided to countries (March 2018 and April 2018, respectively), which were also discussed in length during the May 2018 regional workshop. During the July 2018 regional validation workshop, some validation checks were developed for M&E. These include checking of price of related equipment, establishing benchmark price relationships for some similar or related items (e.g. hacksaw aluminum frame is costlier than a hacksaw steel frame) as well as for specified and unspecified items, and identification of product

order codes to ensure that the correct product is priced. For CNS, it was agreed that specifications needed to be tightened. With the help of the Consultant from the GIU, the CNS catalogue was updated to include further remarks on the material inputs, as well as guidance on the conversion of units of measurement for specific items.

Compensation: In time for the collection of Compensation and related data, the ADB released the Operational Guide for Compensation which aims to provide a more detailed information on the data required for the 2017 ICP round. This was provided to countries in August 2018 as the data collection is scheduled in Q3 2018. A web-based data entry and validation tool is being finalized to be sent to countries in September 2018.

GDP: The GDP Operational Guide is currently being drafted which is aimed to be ready for discussion during the next workshop scheduled in October 2018.

5. Expected date of data and results finalization

Interim comparison:

For efficiency in finalizing the 2016 PPP update data and to ensure its consistency with the ongoing 2017 ICP round, this exercise will be completed alongside the ongoing 2017 ICP.

2017 cycle:

Price data for household and special surveys are expected to be finalized by Q1 2019.

6. Expected release date of final results

Interim comparison:

Alongside the 2017 ICP.

2017 cycle:

Tentative dates are December 2019 which is currently aligned with the Global time table. (This will be reviewed at the end of Q1 2019 after assessing the data quality at that stage).

7. Regional efforts and country receptiveness to turning the ICP into a permanent program

The evaluation of the 2011 ICP by the Friends of the Chair and subsequent endorsement of the UN Statistical Commission establishing ICP as a permanent program, was communicated to the respective ICP teams during the June 2016 regional workshop. Likewise, ADB's technical assistance program that finances the 2017 ICP regional activities was shared with the participating countries. This paper also includes the recommendations of the UNSC on the future of ICP. Subsequently, in the 2017 ICP inception meeting in January 2017, the NIA heads were apprised of these recommendations. This message is also consistently communicated to countries to incorporate ICP in their regular statistical programs and allocate budget for implementing country level activities. Although participating economies recognize the importance of the ICP, they are faced with practical challenges in the ownership of the ICP at the country level and its sustainability. This has been observed during the implementation of 2017 ICP cycle. These challenges can be categorized as:

- Institutional: The need to integrate the ICP in the regular work programs of the National Statistics Offices (NSO) requires that they identify units within the NSO/agencies in the government that will be responsible for regular data collection.
- Human: The units/agencies in the NSO and/or elsewhere assigned for data collection must be provided with enough human resources for regular ICP data collection and validation. In most countries, ICP is managed by the price collection units of the NSOs (which are generally small teams) with insufficient staff complement.
- Financial: ICP activities need funds for country level operations. Despite countries' current efforts at integrating ICP with CPI field operations, there are two different item lists (overlap at most is around 30%) and ICP requires additional special surveys for M&E, CNS, Housing, and Government Compensation. To address this concern, ADB has been providing limited financial support to the 'eligible' countries for price collection and for participation of staff of all countries in regional data validation workshops. Moreover, as it is, many developing countries are already faced with resource constraints in carrying out essential/regular statistical operations, while demands for new data (including SDGs monitoring) are increasing.
- Relevance of ICP at country level: Increasing awareness among policy makers and data users about the ICP and finding policy relevance of ICP data at the national level is very important. ADB has been advocating sub-national PPP work in the countries through regional and in-country training programs and technical assistance. The Philippines, Viet Nam, India, Malaysia and Thailand have taken steps in this direction. Viet Nam has institutionalized data collection for sub-national PPPs within their CPI program.

These issues need to be seriously considered if ICP is to be established as a permanent and sustainable program that provides good quality data. In the next meeting with the RAB and NIA Heads, the institutionalization of activities at the country level will be discussed. Methodological innovations that can reduce data collection burden in the ICP-implementing countries need to be undertaken and discussed in the TAG and its Task Forces (TF). The TF on Country Operational Guidelines and Procedures will be particularly helpful at the country level in pursuit towards the rolling survey approach and closer integration of ICP with CPI, that could potentially lighten the ICP burden and also facilitate interest in the compilation of sub-national PPPs. Lessons from the regional PPP update exercises of 2009 and ongoing 2016 PPP Update in Asia and the Pacific, that prices collected from capital cities for a reduced list of items, can be useful inputs in this direction.

8. Efforts and challenges to expanding the dissemination and access to ICP data and metadata

Specific issues regarding the expansion, dissemination and access of ICP data and metadata need to be clearly identified and discussed with the countries. For example, if dissemination and access is to be expanded to more sub-categories/classes, these should be guided by technical considerations and clarified with the countries.

Proposed data access policy was presented in the last regional workshop held on 29-31 January and 3 February 2018. In general, there were mixed reactions. Some country participants were open to the idea of greater dissemination while others had concerns.

To seek a structured response on the provisions of the proposed data access policy, ADB developed a questionnaire that was sent to countries on 9 February. A copy of the data access questionnaire (DAQ) is provided in Annex 4. The questionnaire is divided into two parts: for published and unpublished data. Country feedback was received from 19 participating economies. A summary of responses for the 42 questions is being prepared. Response to three main questions are highlighted below:

- Q1 for Published Data

“Do you have any concerns to expand the publication level to the proposed 48 headings?”

Of the 19 countries that responded to the Data Access Questionnaire, 4 countries expressed their concern on the expansion of the publication level to the proposed 48 headings; 15 countries responded that they do not have any concerns on the expansion of the publication level. Some concerns expressed are summarized below:

- (i) The higher the ICP aggregate level is, the more accurate the results are. However, the reliability of the data is reduced if more detailed data is published. Therefore, if the results of the 2017 ICP are not of high quality, it is better to give footnotes when users obtain ICP data from the World Bank.
- (ii) Some countries do not compile GDP expenditure at very disaggregated levels as required by ICP. Yet they provide basic heading level GDP weights based on some weak assumption and ratios. This is only done to make available weights for ICP purposes only for aggregating the PPPs. Therefore, expanding the publication level may not be appropriate.
- (iii) While the proposed 48 headings will support the need for access to more disaggregated PPPs and related data, one country is not confident about the level of domestic absorption that will be derived from their GDP data that will be published in the ICP Asia and Pacific Report and the ICP Global Report.

- Q 17 for Unpublished Data

“Given that prices at the product level are generally confidential, are you agreeable that subnational average price data including measures of quality (CV and number of quotations) for the items on the global core lists be provided to approved users? If not, please state the reasons.”

Eight out of 19 economies agree to provide subnational average price data including measures of quality for items in the global core lists for approved users but with the following concerns:

- (i) The quality of sub-national data quality is not high currently for Asia and the Pacific. The data has never been discussed at the ICP regional workshops organized by regional organizations and international organizations. A country does not agree to release results using data that has not been fully evaluated.

- (ii) The country should be informed of the purpose for using the data and the individual data should only be to study the pattern, trends and nature of price variation and not meant to disclose any individual identity. Further, a country agrees to provide subnational data only if all countries will agree.

Reasons cited by the 9 countries for not agreeing that subnational average price data with measures of quality for the items in the global core list be provided to approved users are the following:

- (i) This is not allowed under their Statistics Act.
- (ii) Since the geographic coverage of the price surveys is limited, subnational price data may be misleading.
- (iii) Data that has not been evaluated and must not be released to users.
- (iv) Price data are too detailed to disseminate and there is a risk of privacy disclosure.
- (v) The sample design of the price surveys is to estimate average prices at the national level only, and not subnational average prices.

- Q 22 for Unpublished Data

“Given that prices at the product level are generally confidential, are you agreeable that subnational average price data including measures of quality (CV and number of quotations) for the items on the Asia Pacific list (regional items not on the global core lists) be provided to approved user? If not, please state the reasons.”

Eight countries agree to provide subnational average including measures of quality for items in the Asia Pacific list. However, these are the conditions to be imposed on the release of subnational average prices as follows:

- (i) The relevant country should be informed of the purpose of using the data and the individual data must be used to study the pattern, trends and nature of price variation only and not meant to disclose the individual identity.
- (ii) The request must be approved by the concerned country. Further, there should be an agreement between ADB and the concerned country before the user can use the data.
- (iii) Quality of subnational data is not high currently for Asia and the Pacific. The data has never been discussed in the ICP workshops organized by regional and international organizations. For the data that has not been evaluated, data should not be used for analysis or studies.

The nine countries that did not agree to provide subnational average price data for items in the Asia Pacific list including measures of quality cited the following reasons:

- (i) The national Statistics Act does not allow this.

- (ii) Data that has not been evaluated should not be released.
- (iii) Prices at the subnational level may be misleading due to limited geographic coverage.
- (iv) There is a risk of privacy disclosure since price data are too detailed to disseminate.

9. Requirements, if any, for additional technical assistance

The ADB has been providing necessary technical and limited financial support to ‘eligible’ participating countries. The emphasis is always on building in-country capacity and country ownership of the ICP. While ADB will continue managing much of the regional ICP work, continued technical support from the Global Implementing Unit at the WB in regional workshops will be required as in the past, especially for M&E and CNS.

10. Funding situation and sustainability

ADB raised US\$ 1.0 million in November 2016 and then secured additional \$1.5 million in August 2017 under the 2017 ICP technical assistance project. Thus, a total of \$2.5 million is available for the 2017 ICP. With this, ADB hopes to implement regional level activities including providing limited funds to the countries for data collection and equipment purchase. Non-eligible member countries fund their own activities at the country level, but ADB funds their participation in regional workshops. ADB encourages countries to secure government financial support in view of the UNSC’s endorsement of the ICP as a permanent program.

11. Overall regional risks

Due to time constraints, some economies were not able to begin household price collection in April 2017 as scheduled. This required extending data collection period for some countries. There is also a risk of sustainability of ICP activities due to human and financial constraints faced by some economies. In small countries with a very few staff members, ICP activities are affected by major statistical operations such as population censuses (Bhutan in 2017), household income and expenditure surveys, or even by non-statistical activities like national elections.

Some economies have also informed ADB on the lack of computers exclusively for ICP use, affecting data submission to ADB. Towards this end, economies purchased IT equipment and licensed software using seed funds from ADB. These countries are Bangladesh, Cambodia, Mongolia, Myanmar, Nepal, Sri Lanka and Viet Nam.

Price data inputting, while a concern in the old version of the ICP Asia Pacific Software Suite is being addressed through the development of a web-based application that effectively manages data collection and aids in the analysis of observed prices; and standardizes data collection from multiple countries while consolidating data at ADB. It is now being tested in the Asia Pacific participating economies.

Human resource constraints – A number of countries raised the concern on multi-tasking of NIA staff doing regular price and other surveys, and the ICP price surveys leading to delays in the implementation of ICP activities. ADB appreciates the heavy workload of countries, but it could only assist through financial grants, e.g., provision of seed funds. Other activities that affected price collection and data submission are the participation of staff in regular statistical activities (censuses and surveys) and general elections.

COMMONWEALTH OF INDEPENDENT STATES

1. Data collection period and reference year(s)

Interim comparison:

2014: full size regional comparison “CIS ICP 2014”, results are linked to the EU/OECD comparison via the PMC (partially multilateral comparison) procedure.

2017 cycle:

Quarters II-IV, 2017 (done).

2. Number of participating countries

Interim comparison:

8 countries (Armenia, Azerbaijan, Belarus, Kazakhstan, Kyrgyzstan, Moldova, Russia and Tajikistan).

2017 cycle:

8-10 countries (Armenia, Azerbaijan, Belarus, Kazakhstan, Kyrgyzstan, Moldova, Russia and Tajikistan; Turkmenistan and Uzbekistan are expected to participate).

3. Overall status of interim and ICP 2017 cycle activities

Interim comparison:

For CIS ICP 2014, prices were collected for 1,920 consumer goods and services and 480 investment goods. The CIS ICP results were linked to Eurostat/OECD comparison. The final results for CIS ICP 2014 were published in April 2017. The statistical abstract presenting detailed results was published in June 2017.

2017 cycle:

The following meetings of experts of CIS NSOs on CIS ICP 2017 were held in Moscow:

- Meeting of experts of CIS NSOs with the participation of the World Bank representative was held on April 3-7, 2017 to discuss reconciliation issues of the consumer items list;
- Meeting of experts of CIS NSOs, with the participation of the World Bank representative, was held on December 12-14, 2017 to discuss investment items and test PPPs computations. Attendees of the CIS ICP regional meeting expressed appreciation for the participation of the representative of the World Bank's Global ICP Unit in this meeting, especially in data improvement inputs, quality requirements, additional price checking and further additional efforts to prove the data quality;
- A Regional workshop was held on May 29-31, 2018 on discussion of consumer items prices and test PPPs computations. The workshop was attended by the CIS countries participating in the ICP 2017 cycle, Uzbekistan and the staff of CIS-STAT. The participants discussed

preliminary 2017 consumer goods survey results and selected issues on machinery and equipment.

We plan to hold one more regional meeting of experts of CIS NSOs in 2018 (in Moscow) – meeting on 2008 SNA issues related to 2017 ICP (Q4 2018).

We plan to organize a regional meeting in April 2019 (Astana, Kazakhstan) on GDP 2017 disaggregation issues.

4. Date of circulation of operational materials to countries

Interim comparison:

During 2014-2015.

2017 cycle:

Updated Consumer Items List, specific survey guidelines for collecting data and electronic forms for delivering data on consumer goods and services were prepared and sent to NSOs during March-April 2017. The final Consumer Items List includes 2,135 items.

Updated Investment Items List and survey guidelines for collecting data and electronic forms for delivering data on machinery and equipment, and construction were prepared and sent to NSOs in June 2017. The preliminary Investment Items List includes 566 items.

Updated questionnaires and guidelines on non-market services and housing rent were prepared and sent to NSOs in March 2018.

Updated GDP Disaggregation by Basic Headings, guidelines and questionnaire for delivering data were prepared and sent to NSOs in May 2018.

5. Expected date of data and results finalization

Interim comparison:

CIS ICP 2014 – February 2017 (done)

2017 cycle:

September 2019.

6. Expected release date of final results

Interim comparison:

2014 CIS ICP – March 2017 (brief results), June 2017 (full results) – done.

2017 cycle:

December 2019 (brief results), April 2020 (full results).

7. Regional efforts and country receptiveness to turning the ICP into a permanent program

CIS-Stat prepared a special report for consideration of Heads of Governments of the CIS countries. After consideration of this report, the Council of Heads of Governments, in its meeting of October 28, 2016, recommended countries to participate in ICP 2017. Referencing the decision of the 47th session of UN Statistical Commission - "the ICP to become a permanent element of the global statistical program" - the Council recommended that necessary activities were included into CIS NSOs' programs in accordance with the international recommendations.

8. Efforts and challenges to expanding the dissemination and access to ICP data and metadata

The CIS ICP 2014 detailed results and methodology notes have been published on the CIS-Stat web site. The current data confidentiality policy does not allow for the publication of national annual average prices.

CIS-Stat steps up efforts to promote advocacy of ICP:

- The key professional monthly journal on practical statistics and research published in Russian – "Voprosy Statistiki" – published a special article on the ICP in September 2017.
- The paper on the CIS ICP experience "Linking ICP Regions with Dual Participation Using the Partially-multilateral Approach (CIS ICP 2014 experience)" was presented at the 35th IARIW General Conference in August, 2018.
- CIS-Stat is going to organize a Session on "PPP based comparisons" within the 2019 IARIW Conference as a venue for a dialog between PPPs producers and users. CIS-Stat will also organize participation of CIS NSOs' experts in the Conference.

9. Requirements, if any, for additional technical assistance

The CIS-Stat highly appreciates the productive cooperation ensured by the World Bank, OECD, Eurostat, and Statistics Austria within the CIS ICP 2014.

10. Funding situation and sustainability

Sixty percent of the CIS ICP 2017 budget is ensured by the CIS NSOs and CIS-Stat. The World Bank support in providing lacking resources would be of crucial importance.

11. Overall regional risks

The participation of Turkmenistan and Uzbekistan is not yet confirmed officially. Meanwhile the CIS-Stat supports work contacts with national experts providing them with all operational materials and ensuring their participation in regional meetings when convenient.

LATIN AMERICA AND THE CARIBBEAN

1. Data collection period and reference year(s)

Interim comparison:

The Economic Commission for Latin America and the Caribbean (ECLAC) compiles the required data for the interim comparison process through *Individual Country Files*. Through these files the following information is requested for all years since 2005: GDP main aggregates by expenditure, deflators, consumer price indexes, exchange rates and population.

In May 2018, all countries were asked to update and validate those files. So far, ECLAC has received 26 responses. For countries that did not respond, ECLAC staff compiled the necessary data until 2014-2016.

Most Caribbean institutions do not calculate GDP on the expenditure side and, therefore, do not provide deflators for the main GDP aggregates. The most up to date data refers to the previous ICP cycle, reference year 2011. An estimation of the required values for the 2017 cycle (MORES 2017, time series of the main aggregates of the GDP on expenditure side) will be done in a sub-regional seminar confirmed for October 2018, in Port of Spain.

2017 cycle:

Key dates (as of September 2018):

Household Consumption: in the First Technical Meeting held in Santiago in June 2017, it was recommended that data collection start in the 3rd quarter of 2017; if not possible, in the 4th quarter of 2017, followed by three additional quarters of price collection. Later, some Caribbean countries decided, in a regional Caribbean Community (CARICOM) meeting, to start their data collection in the 1st quarter of 2018.

As of now, 35 countries have already submitted at least one quarter of data collection for Household Consumption.

- 11 countries started in the 3rd quarter/2017.
- 13 countries started in the 4th quarter/2017
- 10 countries started in the 1st quarter/2018
- 1 country started in the 2nd quarter/2018

ECLAC has already received 86 quarter-data files - on average, 2.46 quarters per confirmed participant country. As a result of the previously mentioned agreement between CARICOM members, data for the Caribbean region is delayed. The 13 Latin American delivered on average 3.15 quarters; while the 22 Caribbean nations delivered 2.05 quarters.

Seven countries have already finished their household consumption data collection: Argentina, Brazil, Dominican Republic, Ecuador, Honduras, Peru and St Vincent and Grenadines. Some of them

might still submit additional data to ensure they have at least one price observation for all basic headings.

Non-household: Data collection for the special surveys were due to take place in the 3rd and 4th quarter of 2018. In July, ECLAC sent the countries a reviewed version of the Construction and Machinery & Equipment surveys, in English and Spanish, in the format received from the World Bank. The focal points were informed that the next ICP Technical meeting is planned for November 2018 and, therefore, they should follow the data submission deadlines below:

- Education: 26th October 2018
- Dwellings (Rents and Volume): 26th October 2018
- Construction: 26th October 2018
- Government: 26th October 2018
- Machinery & Equipment: preliminary submission on the 26th October 2018, final version in December
- MORES: last available data in October 2018; year 2017 data in the first quarter of 2019

2. Number of participating countries

2017 cycle:

ECLAC is working with 37 countries in this round. Among them, 35 confirmed their participation by sending at least one quarterly-data file for Household Consumption.

Since the last report ECLAC was able to integrate Argentina and Honduras to the program. Both countries made efforts to submit data for items on both the national CPI list and the LAC ICP List, and they are conducting additional collections to submit prices for at least one product in the empty Basic Headings.

The two pending situations are Sint Maarten and Guatemala. Both indicated that some work has already been done, but they could not continue due to lack of human and financial resources.

Of the remaining countries in the region:

- Costa Rica and Colombia are included under the OECD program;
- Cuba sent ECLAC a letter informing they would not participate in the ICP;
- Venezuela could not participate.

3. Overall status of interim and ICP 2017 cycle activities

Interim Comparison:

For the interim comparison, ECLAC is requesting data on deflators and GDP for the 12 main aggregates. Most countries submitted one update of their Individual Country Profile containing that information, although some still lack data from the years 2015 and 2016.

In the Caribbean, most countries do not have the GDP on expenditure side (or at least not at the 12 categories), except for the values that were estimated for the 2011 round of the ICP. For them,

ECLAC is organizing a regional seminar in October, in Port of Spain, Trinidad and Tobago that will define methodologies to estimate those numbers. The goal is to have the following estimates approved by each participant of the meeting: MORES 2017, and series 2011-2016 for the main GDP aggregates, in constant and current prices.

2017 cycle:

ECLAC conducted the first ICP technical meeting in June 2017, attended by 34 representatives from 31 countries in the region. The ICP Latin America and the Caribbean (LAC) list for household consumption, including education and rentals, was presented. Following the meeting, ECLAC included new products and adjusted the Spanish version of the list based on the feedback received.

In July 2017, ECLAC shared the final list for household consumption and some technical documents with countries, including a file to submit price data developed by the consultant Sergey Sergeev. ECLAC also responded to the ensuing queries by countries.

In January 2018, ECLAC finished the review and translation to Spanish of the Special Surveys on Education, Housing, Government Compensation and Construction. The surveys were sent to the countries, and a calendar was defined right after the Second Technical Meeting, in Panamá, May 2018.

The Second Meeting validated the household consumption data received from the 4th quarters of 2017 and from the 1st quarter of 2018. The inclusion of 35 new items in the household consumption list, suggested by CARICOM, was approved. ICP requirements were presented to National Accounts specialists in a common session with ECLAC's Annual National Accounts Seminar for LAC.

New versions of the Construction and Machinery and Equipment surveys were developed by the World Bank in July. ECLAC sent the files directly to the countries, without changes.

Two technical assistance missions were provided, to Guyana and Montserrat. The latter had not submitted any data before the assistance mission, which served as a good incentive to motivate the local team to focus on the ICP and deliver some results.

Invitations letters were already sent for the National Accounts seminar for Caribbean countries, in October, where all MORES 2017 will be estimated.

The Third ICP Technical Meeting for all participants countries is planned for November; location and dates are yet to be confirmed.

4. Date of circulation of operational materials to countries

Interim Comparison

ECLAC updated the Individual Country Profiles and requested the countries to validate and insert any new data after the Second Technical Meeting, in May 2018.

National Accounts and Deflators for Caribbean countries will be estimated in a regional seminar, to be held in Port Spain, Trinidad and Tobago, in 10-12 October 2018.

2017 cycle

- Household Consumption List: July 2017.

- Household Consumption Spreadsheet for Data Collection: July 2017.
- Education and Rents Survey: January 2018.
- Government Compensation Survey: January 2018.
- Construction Survey: January 2018 (1st version), July 2018 (update).
- Machinery & Equipment Survey: May 2018 (1st version), July 2018 (update).
- MORES: May 2018

5. Expected date of data and results finalization

2017 cycle:

Since many countries started data collection for household items in the 1st quarter/2018, ECLAC may be receiving new data until the end of February/2019. Therefore, the processing of data is expected to be finished in the beginning of the second quarter of 2019, when it will be sent to the World Bank.

6. Expected release date of final results

2017 cycle:

ECLAC hopes to publish the findings and results for LAC at the end of 2019, following the global schedule for this cycle.

7. Regional efforts and country receptiveness to turning the ICP into a permanent program

ECLAC Statistics Division presented the rolling benchmark approach and the new ICP activities at the past two Statistical Conferences of the Americas, at the Caribbean Development and Cooperation Committee meeting in Trinidad and Tobago in March of 2017, and at the two last LAC National Accounts Seminars. Indeed, the last NA Seminar had a conjoint section with the Second ICP Meeting. In all those activities, countries did not oppose to turn the ICP into a regular activity.

In the Second Technical Meeting for LAC, in May 2018, consultant Norma Chhab-Alperin presented a workplan for the implementation of the rolling survey benchmark in the region for the next cycle (2020). The participants discussed the proposal and presented other 3 alternatives. It was agreed that a decision could not be taken by the participants of the meeting without hearing the heads of their institutions. Thus, it was decided that ECLAC would develop an online survey to collect the opinion of all countries about the model to be adopted.

The survey describing the 4 proposals was released in July 2018, and opinions from 27 countries were registered. The preferred proposal, chosen by 11 institutions (41%), was the implementation of the Rolling Survey Approach, distributing the collection of HC items through 3 years.

The results of survey will be presented in the Third Technical Meeting, in the first half of November 2018, when it is expected that countries will officially approve the permanent program and the 2020 Cycle calendar.

Despite the recognition of the importance of the ICP and the major acceptance of a redistribution of work through the cycle, lack of resources continues to be a constraint in the region. Many countries do not include the ICP in their annual budget and they do not have difficulties to conduct

the program. The number of requirements for financial support received by ECLAC indicates that many institutions still consider the ICP as an eventual activity.

In smaller countries, the constraint is severe when there is some major statistical work under development, such as a census, a change in the CPI basket, base year changes, etc. In this context, the ICP generally is not seen as a priority. Receptiveness for a permanent program is not clear.

For that reason, ECLAC suggests reinforcing this issue at the high level of the UN / World Bank, ensuring that it trickles down to the technical levels in the national institutions. Also, it should be emphasized for the heads of the national institutions that the coordinating agencies cannot fund permanently activities in their countries.

8. Efforts and challenges to expanding the dissemination and access to ICP data and metadata

In the meeting in June 2017, most countries asked ECLAC to prepare a Memorandum of Understanding (MOU) to guarantee the confidentiality of the individual price observation data. The countries requested that only average prices per item, and not individual price observations per item, would be disclosed and submitted to the World Bank.

Despite that, some countries still show concern when sending data to ECLAC. Some do not disclose the price for each observation, sending only averages. Some very small countries avoid sending prices that could be linked to a specific store (for example, medicines when there is just one private pharmacy in the country).

9. Requirements, if any, for additional technical assistance

Since the beginning of the cycle, ECLAC has received 13 requests for technical and financial support to implement the ICP. The capacity built in the previous rounds has been effective, and most of the requests are for funding. Also, assistance by e-mail and phone has been solving most of the problems.

ECLAC analyzes the 10 requests of financial support on a case by case basis, but countries were informed that they should not expect any financial support before the end of the year, when a next funding grant from the World Bank may be available. However, ECLAC's internal procedures to transfer funds to countries also demand signed agreements that might take longer than the countries expect. Meanwhile, work is being done generally on time.

After the Panama Meeting, ECLAC contacted and offered support to all countries that had requested TAs and all countries that still had not delivered any data. In July, two technical assistance missions were provided for Guyana and Montserrat.

A National Accounts seminar for Caribbean countries that do not compile the GDP by the expenditure approach is confirmed for the second week of October, in ECLAC's office in Port of Spain, Trinidad. This seminar will have the characteristics of a technical assistance: methodologies will be defined, and data will be produced in it.

On ECLAC's side, Sergey Sergeev will be invited to come to Santiago to participate in the final estimations.

10. Funding situation and sustainability

Until the first quarter of 2018, ECLAC was having difficulties to spend the funds made available by the World Bank, due to the lack of flexibility in its terms. Since the demand for direct technical assistance was lower than expected and the agreement stated that it covered only 10 pilot countries, ECLAC had a restrict scope to effectively use the resources.

Changes were negotiated with the WB, through a long and labor-intensive process, but fortunately it could be approved before the Second Technical Meeting, in May 2018. Even though permission to transfer resources to the countries was not included in this revision, it already allowed for the full financing of travel expenses for all participants in the meeting. Since then, the rate of execution increased considerably, and the grant financed seminars, staff travels to global meetings, Technical Assistances and consultants.

A second grant is already being negotiated and may contain enough resources for the year 2019, including a significant share to directly finance countries/institutions with special needs. It is important to emphasize, however, that considering all the planned activities covered by the grant and the high number of member states under ECLAC's supervision, the resources for meetings can only finance two large events per year.

11. Overall regional risks

ECLAC considers the following issues as potential risks for this program:

- **Lack of resources in the countries.** Many countries do not include the ICP in their annual budget. As a result, they may not have resources to collect additional data for the household consumption survey and for the special surveys.
- **Competition with local priorities.** Smaller countries suffer from limited human and financial resources, and the ICP is not seen as a priority when there is another major statistical work under development. The ICP is still seen as an “optional” program.
- **Lack of basic statistical requirements.** Many Caribbean countries do not have estimates of GDP by the expenditure approach. Hence, the results will partially depend of the quality of the GDP estimates that will be developed in a sub-regional seminar for CARICOM countries organized by ECLAC.
- **Accumulation of work.** Delays in the start of data collection – especially in the Caribbean – will accumulate a heavy work overload in the end of 2018, creating difficulties to match the region's workplan with the Global ICP schedule. There is not too much margin for delays if the current deadlines are not respected.
- **Uncertainty regarding participation.** In addition to countries that decided not to participate due to internal political and economic problems (Venezuela), the region still has countries that never officially left this cycle, but also never respected deadlines nor sent data (Guatemala, Sint Maarten).
- **Lack of internal coordination.** In countries where different institutions provide data for the ICP, different levels of commitment might be found. Guatemala is one example: the Central

Bank is willing to send all the required National Accounts information, while the Institute of Statistics cannot provide the required price information.

- **Institutional bureaucracy.** Arduous internal bureaucratic requirements at both ECLAC and the World Bank have resulted in some setbacks and unforeseen delays for ICP project implementation.
- **Resistance to a permanent ICP.** Despite reducing the workload in the reference year, it is still to be seen if countries are prepared for more continuous demands for ICP related data, especially in those countries that did not favor the adoption of the rolling survey approach.

WESTERN ASIA

1. Data collection period and reference year(s)

Interim comparison:

Western Asia implemented a regional round for PPP production in 2016 to compute PPPs for 2014-2015-2016. The reference year was 2016.

2017 cycle:

Western Asia is participating in the 2017 ICP cycle. The data collection period and reference year varies among member countries: most countries participated in the 2016 regional round and thus only collected special surveys in 2017 and a subset of HHC items for Fast Evolving Technology, while the rest of the HHC list has been extrapolated by the regional office. The UAE has conducted actual data collection for both HHC and special surveys.

2. Number of participating countries

Interim comparison:

12 countries.

2017 cycle:

13 countries.

3. Overall status of interim and ICP 2017 cycle activities

Interim comparison:

Western Asia implemented a regional PPP production in 2016. PPPs are computed for 2016 through actual data collection, and for 2014-2015 through a combination of actual data collection and retrapolation. All data was collected/retrapolated and validated. PPPs were computed and reviewed. A final revision and computation is currently ongoing.

The program has also been extended to the national level in some countries in Western Asia which are implementing national projects guided by the Regional Implementing Unit for the production of sub-national PPPs.

2017 cycle:

Western Asia is implementing the 2017 ICP cycle; data collection process is complete for most countries and activities for the 2017 cycle are progressing as per the set timetable. Some special surveys have not been yet received and are still pending at the national statistical offices.

4. Date of circulation of operational materials to countries

Interim comparison:

- HHC item list and catalogue: February 2016
- Private Education: March 2016

- Rentals: May 2016
- Government Compensation: May 2016
- M&E: March 2016
- Construction: July 2016

2017 cycle:

- HHC Fast Evolving Technology item list and catalogue: May 2017
- Private Education: May 2017
- Rentals and catalogue: May 2017
- Government Compensation: May 2017
- M&E: October 2017
- Construction: July 2017

5. Expected date of data and results finalization

Interim comparison:

PPPs for 2014-2015-2016 have already been computed, but a final revision is currently taking place and the final results should be computed in Quarter 4 2018.

2017 cycle:

December 2019

6. Expected release date of final results

Interim comparison:

Preliminary PPPs are available, but final revised PPPs will be released by the end of 2018.

2017 cycle:

December 2019

7. Regional efforts and country receptiveness to turning the ICP into a permanent program

After the end of the 2011 ICP round, Western Asia has been striving to compute PPPs on a regular basis by undertaking innovative initiatives for the production of PPPs, such as conducting regional PPP production rounds and extrapolating/retrapolating PPPs for the two years following/preceding the benchmark year. Western Asia has already constructed a continuous PPP time series starting from 2011 onwards with no gaps between ICP rounds and is planning on continuing the PPP production efforts on an annual basis. The United Nations Economic and Social Commission for Western Asia (ESCWA) member states are aware of the importance of the ICP and the wide benefits and uses of PPPs and are already involved in the ICP activities as if it is a permanent program. Member countries have made efforts for the integration of ICP activities within the regular and

ongoing national statistical activities such as the CPI, or for the development of new price indices using the data time series from the ICP special surveys.

8. Efforts and challenges to expanding the dissemination and access to ICP data and metadata

We are making efforts to encourage member countries to increase access to data at more detailed levels than what is agreed upon.

9. Requirements, if any, for additional technical assistance

Technical assistance would be required for linking regional PPP results to global results for interim periods where there are no global rounds.

10. Funding situation and sustainability

Although member countries are getting used to the program in Western Asia as a permanent program, the issue of funding remains a challenge for supporting the project implementation and the several regional activities that take place such as training, capacity building, validation workshops and the regular international meetings. From our side, we have been exerting efforts to identify additional sources of funding for conducting workshops between World Bank grants. The regional office also organizes country visits and capacity building workshops for countries with lower capacities to offer technical assistance in the implementation of the ICP activities.

11. Overall regional risks

Because of the unstable situation and conflict in some countries of the region, a number of ESCWA member states which have shown interest to participate in the ICP are unable to do so given the challenges to data collection and participation in meetings, such as Yemen and Syria.

EUROSTAT-OECD

The Statistical Office of the European Union (Eurostat) and the Organisation for Economic Co-operation and Development (OECD) execute their regular program per a well-established timetable and it is therefore a bit difficult to fill the template which is ICP specific.

1. Data collection period and reference year(s)

2017 cycle: Calendar years are the reference years (data collected in 2017 will be available in 2018).

2. Number of participating countries

2017 cycle: For the 2017 cycle, 51 countries are participating in the Eurostat-OECD PPP program (37 coordinated by Eurostat + 12 coordinated by OECD + Georgia and Ukraine). Two Latin American countries, Colombia and Costa Rica, have joined the OECD comparison, which requires close cooperation between OECD and ECLAC to ensure the plausibility of the results for those transition countries.

3. Overall status of interim and ICP 2017 cycle activities

Not applicable.

4. Date of circulation of operational materials to countries

2017 cycle: Per a well-established timetable for each survey. Core Items for consumer goods and services, equipment goods, collective services, health services are integrated into the Eurostat-OECD regular surveys. For education and construction, where OECD and Eurostat follow a different method, countries will provide the information needed for the linking on a voluntary basis.

5. Expected date of data and results finalization

2017 cycle: Per a well-established timetable for each survey.

6. Expected release date of final results

End of 2018: OECD and Eurostat will publish final results for 2015 and preliminary results for 2016 and 2017.

End of 2019: OECD and Eurostat will publish final results for 2016 and preliminary results for 2017 and 2018.

OECD has moved to a full rolling survey approach, except for capital goods, with annual calculation of results, instead of the previous practice of calculating detailed results every three years. OECD and Eurostat follow the same timetable.

7. Regional efforts and country receptiveness to turning the ICP into a permanent program

To be further discussed with countries.

8. Efforts and challenges to expanding the dissemination and access to ICP data and metadata

Feedback will be provided when the document on this issue is available.

9. Requirements, if any, for additional technical assistance

Not applicable.

10. Funding situation and sustainability

Not applicable.

11. Overall regional risks

Not applicable.

Asia Annexes

1. Asia Annex 1 – Participating Economies, 2016 PPP Update and 2017 ICP Asia Pacific

Economy		2016 PPP Update	2017 ICP
1	Bangladesh	/	/
2	Bhutan	/	/
3	Brunei Darussalam	/	/
4	Cambodia	/	/
5	China, People's Republic of	Did not participate	/
6	Fiji	/	/
7	Hong Kong, China	/	/
8	India	/	/
9	Indonesia	/	/
10	Lao People's Democratic Republic	/	/
11	Malaysia	/	/
12	Maldives	/	/
13	Mongolia	/	/
14	Myanmar	Did not participate	/
15	Nepal	/	/
16	Pakistan	/	/
17	Philippines	/	/
18	Singapore	/	/
19	Sri Lanka	/	/
20	Taipei, China	/	/
21	Thailand	/	/
22	Viet Nam	/	/

2. Asia Annex 2 – Household Survey Data Collection Periods, 2017 ICP Asia Pacific

Economy	Data Reference Period
Bangladesh	April 2017 to March 2018
Bhutan	August 2017 to July 2018
Brunei Darussalam	April 2017 to March 2018
Cambodia	April 2017 to March 2018
China, People's Republic of	June 2017 to May 2018
Fiji	April 2017 to March 2018
Hong Kong, China	April 2017 to March 2018
India	April 2017 to March 2018
Indonesia	May 2017 to April 2018
Lao PDR	April 2017 to March 2018
Malaysia	April 2017 to March 2018
Maldives	April 2017 to June 2018
Mongolia	May 2017 to April 2018
Myanmar	May 2017 to April 2018
Nepal	April 2017 to March 2018
Pakistan	May 2017 to April 2018
Philippines	June 2017 to May 2018
Singapore	April 2017 to March 2018
Sri Lanka	April 2017 to June 2018
Taipei,China	April 2017 to March 2018
Thailand	June 2017 to May 2018
Vietnam	April 2017 to March 2018

3. Asia Annex 3 – Workshops, 2017 ICP Asia Pacific

Title of Workshop/Training	Description	Date	Venue
Inception Meeting: 2017 International Comparison Program (Heads of Agency)	<ul style="list-style-type: none"> - Introduced to the heads of the NIA the objectives, work program, and data and related statistical requirements of the 2017 ICP for Asia and the Pacific - Discussed the proposed schedule of price collection - Agreed to the proposed Framework of Partnership which defines the roles and responsibilities of ADB and the NIAs 	11 January 2017	Hanoi, Viet Nam
Organizational Meeting of the Regional Advisory Board for the 2017 International Comparison Program	<ul style="list-style-type: none"> - Set the overall direction of the 2017 ICP Asia and the Pacific program, governance framework, and research agenda - Obtained support and commitment from stakeholders including the ICP Global Office, international organizations, and national implementing agencies (NIA) 	11 January 2017	Hanoi, Viet Nam
Regional Technical Evaluation and Training Workshop on the International Comparison Program (ICP)	<ul style="list-style-type: none"> - Reviewed the sampling design for HH for 2017 ICP - Discussed household item list and operational materials for the 2017 ICP - Agreed to the future work program for implementing ICP in the region 	27-28 February 2017	Bangkok, Thailand
Back-to-Back Regional Technical Evaluation Workshops on the International Comparison Program	<ul style="list-style-type: none"> - Discussed and finalized the 2017 International Comparison Program product lists for household, M&E, CNS and Compensation 	4-11 October 2017	Bangkok, Thailand
Back-to-Back Regional Technical Evaluation and Review Workshops on the International Comparison Program for Asia and the Pacific	<ul style="list-style-type: none"> - Reviewed prices of: <ul style="list-style-type: none"> i) household products (April to September 2017), and ii) electronics & software products - Discussed methodological and operational aspects of housing services 	29 January - 3 February 2018	Bangkok, Thailand

Title of Workshop/Training	Description	Date	Venue
Regional Technical Evaluation and Review Workshop on the International Comparison Program for Asia and the Pacific	<ul style="list-style-type: none"> - Discussed 2016 PPP Update preliminary results - Discussed methodology for global and regional extrapolation of prices and Purchasing Power Parities (PPPs) - Conducted E-Learning Course on PPP - Reviewed data requirements and methodology for housing services: volume approach - Reviewed and validated prices for household products (April – December 2017) 	3-9 May 2018	Bangkok, Thailand
Regional Technical Evaluation and Review Workshop for the 2017 International Comparison Program for Asia and the Pacific	<ul style="list-style-type: none"> - Reviewed and validated prices for: <ul style="list-style-type: none"> i) Machinery and Equipment, ii) CNS items, iii) Household (April to March 2018) - Discussed 2017 ICP Pharmaceutical products: concepts, definitions, pricing guidelines, and product splitting guidelines and tool - Discussed status of 2017 ICP housing volume feedback forms - Discussed provision of prices to GIU for ICP global validation 	23-28 July 2018	Bangkok, Thailand

4. Asia Annex 4 – Data Access Questionnaire, 2017 ICP Asia Pacific

2017 ICP for Asia and Pacific - Data Access Questionnaire for Unpublished Data

A.	PPPs, Price Level Indexes (PLIs) and National Accounts Expenditure Data for Participating Countries Including Metadata at the Basic Heading Level	
	Q1.	<i>Given that aggregated data are generally not confidential, are you agreeable that these data at the basic heading level can be provided to approved users (see note below)? If not, please state the reasons.</i>
	Q2.	<i>If you answered Yes to Q1, do you have any conditions that should be imposed on the release of these data (especially conditions that are not implied by the Guiding Principles*)?</i>
	Q3.	<i>Do you have any concerns if these data are archived by ADB and users can request ADB to access the data through a formal application?</i>
	Q4.	<i>Do you have any concerns if these data are archived by the World Bank and users can request World Bank to access the data through a formal application?</i>
	Q5.	<i>What information do you require in the formal user application in respect of requests for data access?</i>
	Q6.	<i>Would you agree in principle making available data for combinations of Basic Headings (i.e. analytical categories to be decided) being available on the ICP website?</i>
B.	National Average Price Data	
B1.	National Average Price Data for the Items in the Global Core Lists	
	Q7.	<i>Given that prices at the product level are generally confidential, are you agreeable that national average price data including measures of quality (CV and number of quotations) for the items on the global core lists be provided to approved users (see note below)? If not, please state the reasons.</i>
	Q8.	<i>If you answered Yes to Q7, do you have any conditions that should be imposed on the release of these data (especially conditions that are not implied by the Guiding Principles*)?</i>
	Q9.	<i>Do you have any concerns if these data are archived by ADB and users can request ADB to access the data through a formal application?</i>
	Q10.	<i>Do you have any concerns if these data are archived by the World Bank and users can request World Bank to access the data through a formal application?</i>
	Q11.	<i>What information do you require in the formal user application in respect of requests for data access?</i>
B2.	National Average Price Data for the Items in the Asia Pacific List (regional items not in the global core lists)	
	Q12.	<i>Given that prices at the product level are generally confidential, are you agreeable that national average price data including measures of quality (CV and number of quotations) for the items in the Asia Pacific list (regional items not in the global core lists) be provided to approved users (see note below)? If not, please state the reasons.</i>
	Q13.	<i>If you answered Yes to Q12, do you have any conditions that should be imposed on the release of these data (especially conditions that are not implied by the Guiding Principles*)?</i>
	Q14.	<i>Do you have any concerns if these data are archived by ADB and users can request ADB to access the data through a formal application?</i>
	Q15.	<i>Do you have any concerns if these data are archived by the World Bank and users can request World Bank to access the data through a formal application?</i>
	Q16.	<i>What information do you require in the formal user application in respect of requests for data access?</i>

C.	Subnational Average Price Data	
C1.	Subnational Average Price Data for the Items in the Global Core Lists	
	Q17.	<i>Given that prices at the product level are generally confidential, are you agreeable that subnational average price data including measures of quality (CV and number of quotations) for the items on the global core lists be provided to approved users (see note below)? If not, please state the reasons.</i>
	Q18.	<i>If you answered Yes to Q17, do you have any conditions that should be imposed on the release of these data (especially conditions that are not implied by the Guiding Principles*)?</i>
	Q19.	<i>Do you have any concerns if these data are archived by ADB and users can request ADB to access the data through a formal application?</i>
	Q20.	<i>Do you have any concerns if these data are archived by the World Bank and users can request World Bank to access the data through a formal application?</i>
	Q21.	<i>What information do you require in the formal user application in respect of requests for data access?</i>
C2.	Subnational Average Price Data for the Items in the Asia Pacific List (regional items not in the global core lists)	
	Q22.	<i>Given that prices at the product level are generally confidential, are you agreeable that subnational average price data including measures of quality (CV and number of quotations) for the items on the Asia Pacific list (regional items not on the global core lists) be provided to approved users (see note below)? If not, please state the reasons.</i>
	Q23.	<i>If you answered Yes to Q22, do you have any conditions that should be imposed on the release of these data (especially conditions that are not implied by the Guiding Principles*)?</i>
	Q24.	<i>Do you have any concerns if these data are archived by ADB and users can request ADB to access the data through a formal application?</i>
	Q25.	<i>Do you have any concerns if these data are archived by the World Bank and users can request World Bank to access the data through a formal application?</i>
	Q26.	<i>What information do you require in the formal user application in respect of requests for data access?</i>
D.	Microdata (Individual Price Observations) including Metadata Access	
D1.	Legal and Other Provisions for Accessing Microdata	
	Q27.	<i>Given that microdata are generally confidential, are there any legal provisions that prevent you in providing microdata access to users?</i>
	Q28.	<i>If you answered Yes to Q27, please specify those legal provisions.</i>
	Q29.	<i>Other than the legal provisions, are there any other constraints that should be considered? Please specify, if any.</i>
D2.	Microdata Access at the Country Level	
	Q30.	<i>Would you be amenable to archive microdata at the country level?</i>
	Q31.	<i>If you answered Yes to Q30, would you provide access to the users who directly approach you with a formal request?</i>
	Q32.	<i>If you answered Yes to Q31, please specify the conditions, if any.</i>
D3.	Microdata Access at the Regional Level	
	Q33.	<i>Would you like ADB to archive your microdata for all items?</i>
	Q34.	<i>If you answered Yes to Q33, please specify the conditions, if any.</i>
	Q35.	<i>If you answered Yes to Q33, would you allow ADB to provide access of microdata to the users who directly approach ADB with a formal request?</i>
	Q36.	<i>If you answered Yes to Q35, what information do you require in the formal user application in respect of requests for data access?</i>

D4.	Microdata Access at the Global Level	
	Q37.	Would you like World Bank to archive your microdata?
	Q38.	If you answered Yes to Q37, please specify the conditions, if any.
	Q39.	If you answered Yes to Q37, would you allow World Bank provide access of microdata to the users who directly approach World Bank with a formal request?
	Q40.	If you answered Yes to Q39, what information do you require in the formal user application in respect of requests for data access?

* Please refer to the Guiding Principles in the "International Comparison Program - Data Access and Archiving Policy" discussion document, August 2017.

<http://pubdocs.worldbank.org/en/903751507663168427/pdf/ICP-GB02-Doc-Discussion-document-for-Data-Access-and-Archiving-Policy.pdf>

Notes: Approved users should be aware of the following:

- (i) Should not misuse the data by attempting to deduce underlying confidential data.
- (ii) If given access to unpublished ICP data, these should not be disseminated.

(iii) Users of ICP data should be informed of the quality limitations and they should agree that the data are still useful for their purposes

(iv) All participating countries are automatically considered as approved users of ICP data. Non-participating countries are not considered as approved users of ICP data.

(v) They are required to share their research findings with all stakeholders, consistent with the disclosure limitations in the ICP Data Access and Archiving Policy (August 2017).

(vi) Indicators computed based on ICP data are not considered part of the official results of the ICP.

2017 ICP for Asia and Pacific - Data Access Questionnaire for Published Data

PPPs, Price Level Indexes and National Accounts Expenditure Data for Participating Countries Including Metadata at the Publication Level	
<i>For the 2011 ICP round, the data for PPPs, PLIs and expenditure were published for 26 headings covering main aggregates and categories as well as some additional aggregates such as domestic absorption in the ICP Global Report and for 26 publication-level aggregates in the ICP Asia Pacific Report. For the 2017 ICP cycle, it is proposed to expand the publication to 48 heading levels (see worksheet "Proposed Pub'n Heading Levels").</i>	
Q1.	Do you have any concerns to expand the publication level to the proposed 48 headings?
Q2.	If you answered Yes to Q1, please list your concerns and suggestions, if any.

Note: Please refer to the sheet Proposed Pub'n levels for details and the last sheet to see the publication categories presented in the 2011 ICP Asia Pacific Report.