



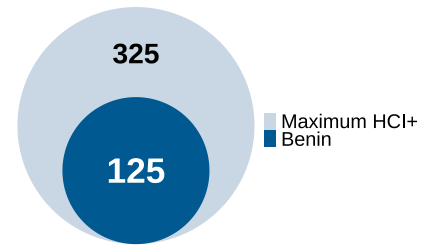
# BENIN

Region: Sub-Saharan Africa  
Income Category: Lower-middle Income

**Human capital - people’s knowledge, skills, and health - drives productivity and growth.** The Human Capital Index Plus (HCI+) measures the human capital a child born today can expect to accumulate over their working life, extending the original HCI by incorporating tertiary education and work experience. This brief summarizes **Benin’s** HCI+ score and its performance in building human capital.

## What is Benin’s HCI+ and what does it mean?

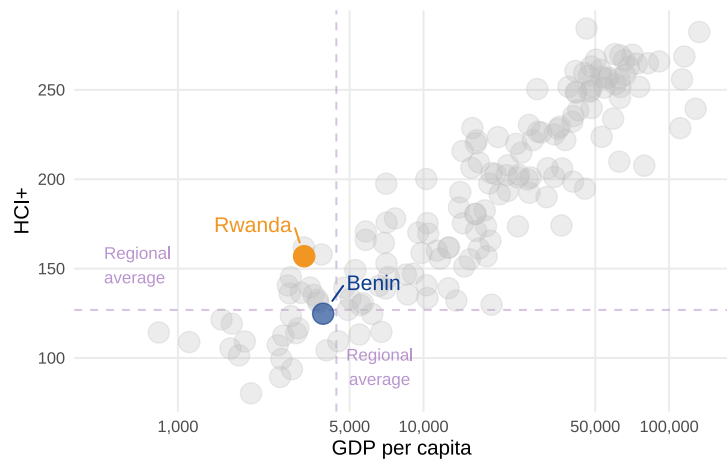
**Benin’s HCI+ score is 125 (out of a maximum of 325), reflecting its investments in health, education, and employment.** A 10-point increase in the index would translate into approximately 10 percent higher future income. Closing the current gaps in these areas relative to high-performing countries with similar GDP per capita would boost future income by 71%.



## How does Benin’s HCI+ compare to other countries?


Benin’s HCI+ is lower than the average for the **Sub-Saharan Africa region (126)** and lower than the average for **lower-middle-income countries (153)**.

Among Benin’s income level peers, **Rwanda is the top performer in HCI+.**



## What explains Benin’s HCI+?

The HCI+ has three components corresponding to health, education, and employment.



The HCI+ score for the **Health pillar is 36**, about the same as the **regional average of 36**.

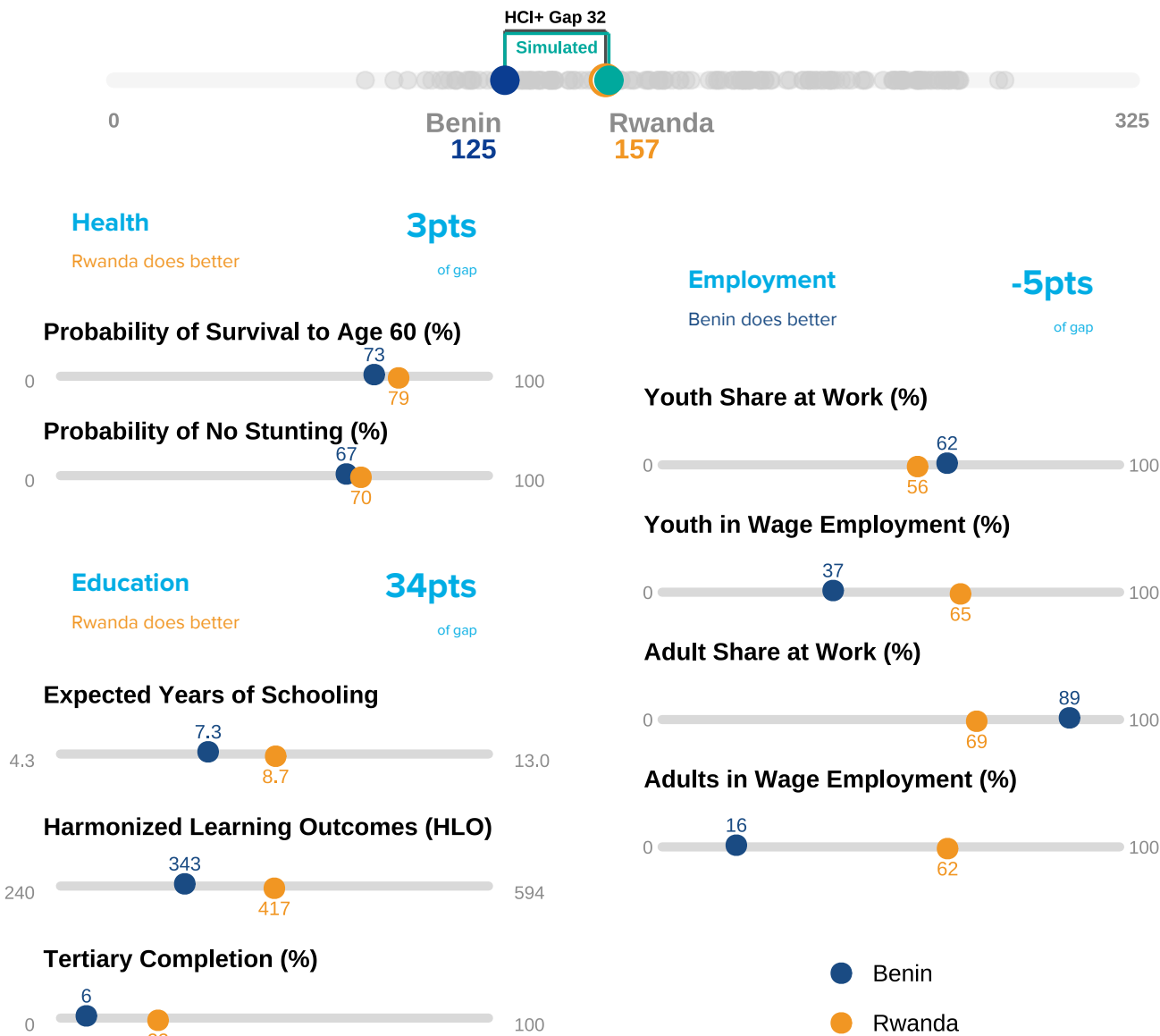
The HCI+ score for the **Education pillar is 52**, lower than the **regional average of 61**.

The HCI+ score for the **Employment pillar is 37**, higher than the **regional average of 29**.




### What indicators are responsible for Benin’s HCI+ gap with Rwanda?

Benin’s HCI+ score (125) is lower than Rwanda’s (157). The indicators that account for the largest share of the HCI+ gap between Benin and Rwanda are **tertiary completion, Harmonized Learning Outcomes (HLO), and expected years of schooling**. Raising these indicators to Rwanda’s levels would increase Benin’s score to 158, boosting future income by approximately 33.5%.



### What is Benin’s HCI+ gender gap?

The HCI+ score for **women in Benin is 119** compared to **132 for men**. The 13-point gap indicates that women’s earning potential will be 13% lower than men’s due to differences in the human capital acquired by men and women in Benin.



Note: All values are derived from internationally comparable public datasets.

