

TRADE FACILITATION  
SUPPORT PROGRAM

# 10 Years of Facilitating Trade

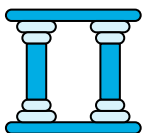
2014–2024

FACTSHEET

## OVERVIEW

The World Bank's Trade Facilitation Support Program (TFSP), launched in 2014, has played a pivotal role in supporting the full and effective implementation of the WTO Trade Facilitation Agreement (TFA), partnering with governments to streamline border processes and accelerate cross-border trade. Over the past decade, TFSP has become a leading provider of trade facilitation technical assistance and capacity building support.

## KEY ACHIEVEMENTS



### Establishing Strong Foundations

Support for the implementation of **283 WTO TFA** measures across **58 countries** through a whole-of-government approach—reinforcing its role as a key partner in advancing global trade.




### Faster Trade Processes

Reduced the time to comply with import / export clearance / control requirements by **21 percent** across the TFSP portfolio, enhancing trade speed.



### Private Sector Savings

Estimated **USD 110 million** in savings for businesses through reduced fees, streamlined procedures, and faster cargo clearance.



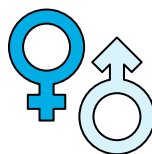
### Mobilized Financing

**USD 825.47 million** in leveraged financing through 25 lending instruments across 23 countries to scale up trade facilitation reforms.



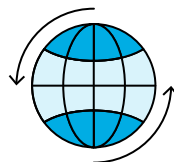
### Digital Trade Modernization

Supported **27 digitalization initiatives**, including Single Window and Trade Information Portals, which have boosted transparency and reduced processing times.



### Advancing Gender-Inclusive Trade

Supported gender-sensitive trade analysis in **eight countries** to better understand and address the barriers women face in cross-border trade.



### Strengthening Regional Integration

Contributed to the development of **two regional trade facilitation strategies** in the Pacific and the Caribbean, promoting coordinated and cohesive reform efforts.

## PORTFOLIO AT-A-GLANCE

Started with 10  
portfolio countries



Closed with 58  
portfolio countries

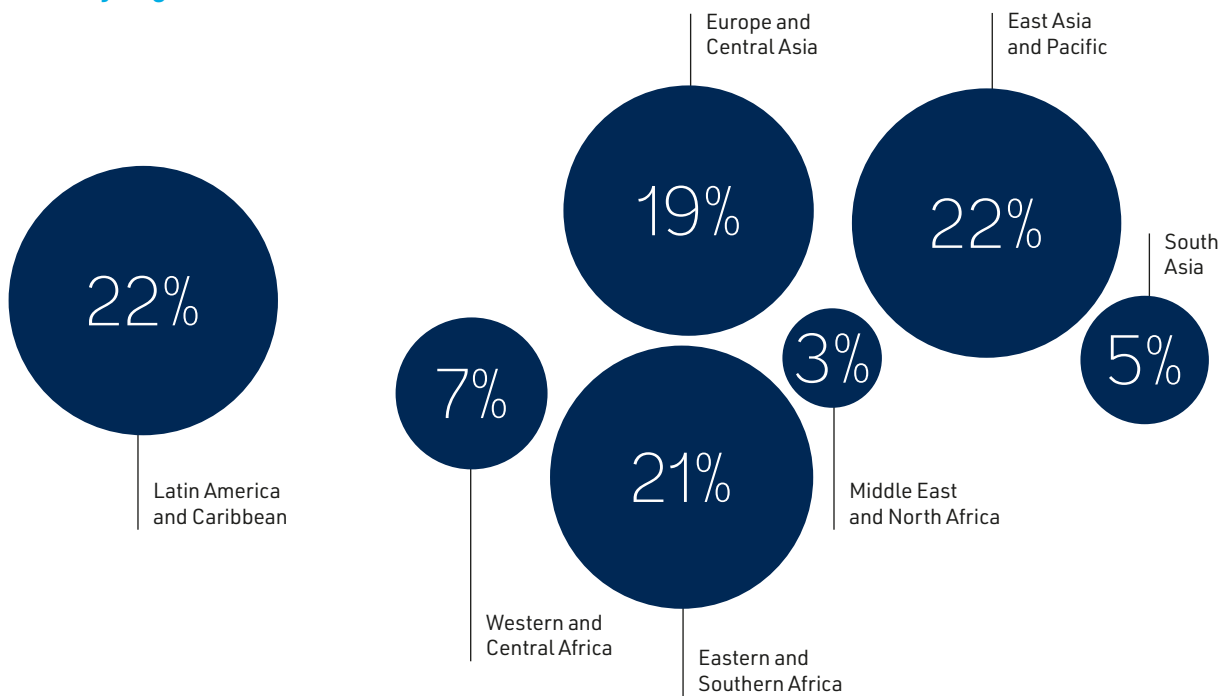


**57%**  
International  
Development  
Association and  
Blend Countries

**17%**  
Fragile and Conflict-  
Affected Situations

Note: International Association and Blend Countries are based on FY25 thresholds. Fragile and Conflict-Affected Situations is based on the WBG FY15 classification list.

### Breakdown of TFSP Portfolio by Region



## TFSP IN NUMBERS

**669,248**

Number of firms that benefited from improved border and customs services

**48.2%**

Average alignment with the WTO TFA, increasing from a baseline of **40.8%** to **53.5%** through TFSP-supported reforms

**110 m**

Private sector savings in USD

**38**

Number of National Trade Facilitation Committees established/operationalized

**15**

Number of countries supported in ratifying the WTO TFA

**25**

Number of countries assisted with meeting WTO TFA notification obligations

**50**

Number of Gap Assessments delivered

**33**

Number of Time Release Studies completed

**825.47 m**

Leverage to scale up trade facilitation reforms through 25 lending instruments in 23 countries in USD

**13**

Number of Trade Information Portals established, designed, implemented

**14**

Number of National Single Windows supported

**17**

Number of AO/AEO schemes designed

**35**

Number of risk management frameworks established

**3**

Number of countries supported with emergency response and preparedness

**8**

Number of gender-focused trade surveys undertaken

## STORIES OF CHANGE: TRANSFORMING TRADE, ONE COUNTRY AT A TIME

Some examples

- **Guatemala & Honduras: Faster Cross-Border Trade**

A new customs union initiative, including efforts to integrate trade procedures and implement a QR-code-enabled single online customs instrument between the two countries, cut border crossing times **from 10 hours to just 15 minutes** by eliminating duplicate customs procedures and paperwork—a game-changer for businesses.

- **Kosovo: Saving Time & Money with AEO Certification**

Certified companies now enjoy streamlined customs processes, with **12 companies** benefiting from the program since its launch in late 2019.

- **Montenegro: Cutting Clearance Times with Paperless Trade**

Imports that once took up to **8 hours** now clear in just **30 minutes**—thanks to automation and streamlined procedures.

- **Zambia: Driving Regional Trade Through Smarter Borders**

Zambia streamlined border agencies from 18 to 6, introduced ePhytos, and boosted truck clearance at the Kazungula border **from 80 to 280 per day**—positioning itself as a land-linked regional trade hub.

- **Malawi: Smarter Risk Management, Faster Border Clearance**

A reformed risk management process allowed containerized goods to be cleared at the border. As a

result, physical inspections of imports fell from 80% in 2019 to 52% in 2023, and **94% of imports** are now cleared at the border instead of at an inland examination center—lowering costs, reducing delays, and improving efficiency.

- **Nepal: Smarter Risk Management, Faster Trade**

TFSP support on a risk-based approach to customs clearance spurred local ownership and momentum towards further customs improvements, leading to shortened cargo clearance times at two border posts.

- **Timor-Leste: Improved Port Efficiency**

TFSP helped to monitor the transfer of shipping operations from Dili Port to the new Tibar Port through Time Release Studies. Findings showed improvements supported by TFSP were successfully transferred to Tibar Port, with an **average release time of 4.15 days** compared to 4.87 days at Dili Port.

- **Fiji: Digitalizing Trade for Maximum Efficiency**

An electronic cargo manifest cut processing times from **3–4 days to minutes**—boosting exports and benefiting consumers.

- **Tonga: Strengthening Emergency Preparedness**

Fast-track clearance procedures reduced vaccine release times **from 3 days to 3 hours** during COVID-19 and subsequent disasters.



## PROVEN RESULTS, GROWING DEMAND

TFSP has established itself as a critical partner in global trade facilitation. An independent stocktaking review in 2019 confirmed its strong progress, efficient management, and growing demand for technical assistance. A second review in 2024 reaffirmed these strengths, highlighting TFSP's relevance, effectiveness, and ability to adapt—especially during the COVID-19 pandemic.

In response, TFSP has expanded its reach, deepened collaboration with global organizations, and integrated gender-inclusive strategies. Still, the World Bank acknowledges there is more work to be done, and areas for improvement include strengthening monitoring & evaluation, expanding the use of digital tools, and establishing more formal channels of engaging and communicating with donor representatives.

## NEXT CHAPTER: EXPANDING TRADE FACILITATION SUPPORT

With many WTO TFA Category C measures still to be implemented, demand for TFSP's support remains strong. In the next phase, TFSP is committed to working closely with governments to accelerate reforms, improve trade efficiency, and realize the economic benefits of smoother and more predictable trade flows.



All photos: © World Bank / Chris Morgan

For more information:



[www.worldbank.org/tradefacilitation](http://www.worldbank.org/tradefacilitation)



[TFSP@worldbankgroup.org](mailto:TFSP@worldbankgroup.org)

In partnership with:



Ministry of Foreign Affairs of the Netherlands



Norwegian Ministry of Foreign Affairs



Federal Department of Economic Affairs, Education and Research EABR, State Secretariat for Economic Affairs SECO



USAID FROM THE AMERICAN PEOPLE