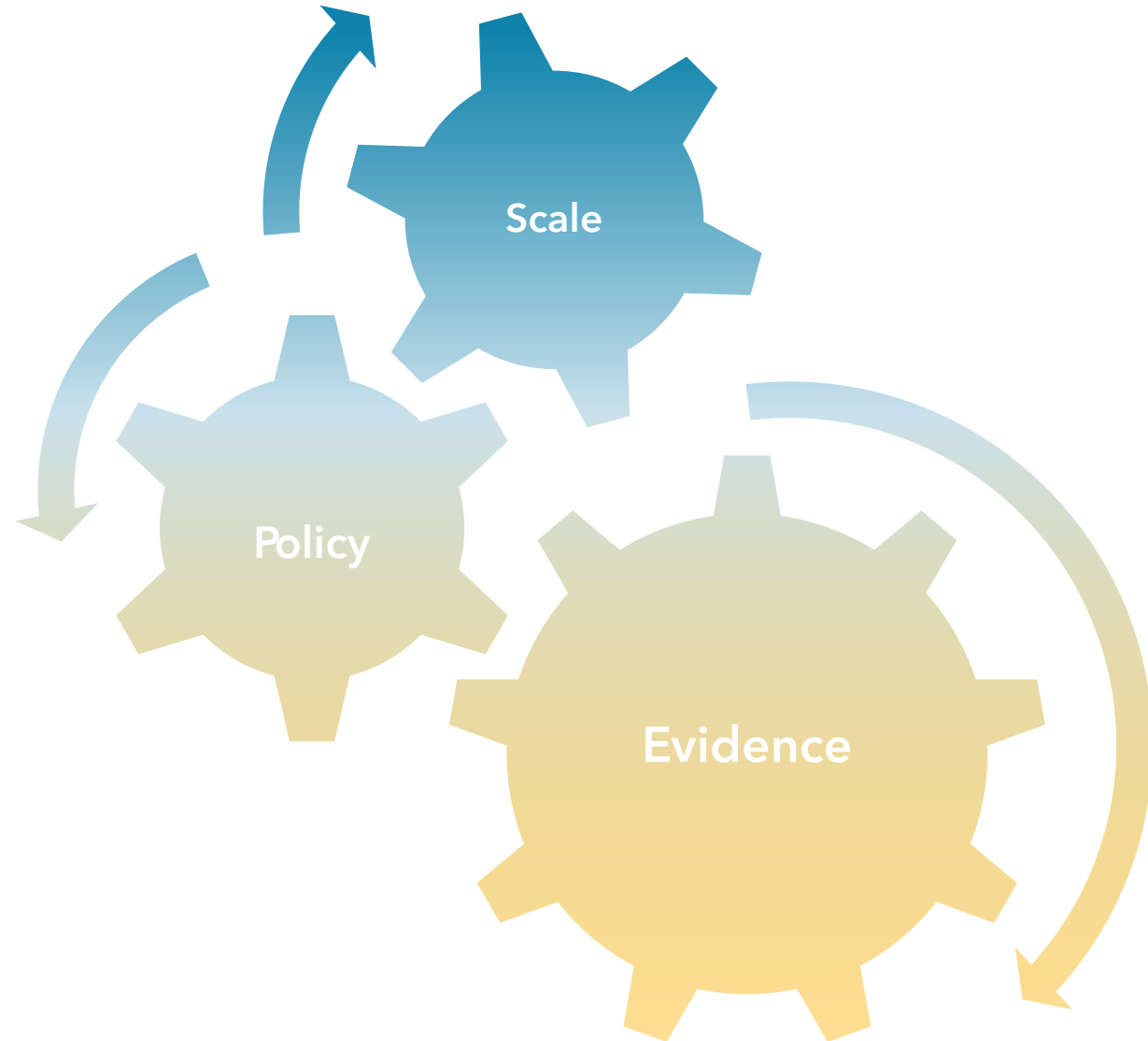



# PEI Impact Evaluation Workshop

Moving Economic Inclusion to scale



# Measuring multiple dimensions of women's empowerment



# WEE or WE?

Women's economic empowerment is a subset of women's empowerment.

Terms are often used interchangeably.

*Economic empowerment as the ability and power to generate income and accumulate assets, and to control their disposition.*

# A “framework” of Women’s Empowerment

RESOURCES	AGENCY	ACHIEVEMENTS
<ul style="list-style-type: none"><li>• Health</li><li>• Education</li><li>• Skills: hard and soft</li><li>• Assets</li><li>• Work experience</li><li>• Personal access to networks (social and professional)</li><li>• Time</li></ul>	<ul style="list-style-type: none"><li>• Ability to set goals</li><li>• Self-efficacy</li><li>• Self-confidence/self-esteem</li><li>• Aspirations</li><li>• Decision-making power (household expenditures, <u>savings</u> and assets)</li><li>• Ability to act on individual or group goals</li></ul>	<ul style="list-style-type: none"><li>• Share of expenditure</li><li>• Labor</li><li>• Income from labor &amp; productive assets (and control)</li><li>• Savings</li><li>• Financial independence/autonomy</li><li>• Leadership roles</li><li>• Non-economic measures of well-being</li></ul>

## Measuring women's empowerment

# Survey design

- Complex to measure
  - Health
  - Skills
  - Psychological dimensions of agency
  - Control
- Complex interpretation
  - Decision-making
  - Labor

## Measuring women's empowerment

# Survey design

- Complex to measure
  - Health
  - Skills
  - Psychological dimensions of agency
  - Control
- Difficult interpretation
  - Decision-making
  - Labor
- Women's empowerment: absolute... or relative to men (gender gap)
- Mitigating factors
  - Laws, customs, policies
  - Labor markets
  - Social processes

## Measuring women's empowerment

# Pre & post survey

- Tailoring measurement v. harmonization across contexts
  - Scope for developing a set of core indicators to use across IEs
- Separate measures or an index
  - [The Women's Empowerment in Agriculture Index \(WEAI\)](#)

## Measuring women's empowerment: Example

# WB Africa Gender Innovation Lab Core Empowerment Indicators

*excludes income and psychological dimensions of agency*

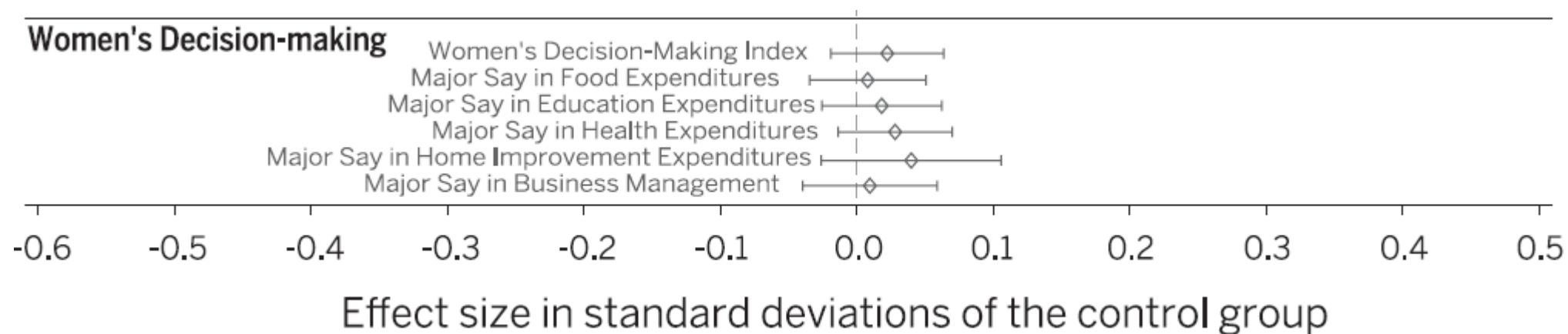
INDICATOR	UNIT OF OBSERVATION	SOURCE
1. Food Security 1.1 Gender Equality in Household Food Access	Household	Rwanda Land Tenure Regularization Questionnaire
2. Asset Ownership 2.1 Gender Equality in Control over Assets	Household	A-WEAI
3. Individual Savings	Individual	FINDEX* ( <i>Adapted to include semi-formal financial institutions</i> )
4. Access to Funds	Individual	FINDEX
5. Economic Participation	Individual	LSMS (Tanzania)
6. Input into Productive Decisions	Individual	A-WEAI* ( <i>Adapted to include reproductive control</i> )
7. Freedom of Movement	Individual	C-Change Compendium
8. Gender Equality in Occupational Aspirations for Children	Household	<i>Own</i>
9. Lack of Acceptance Towards Domestic Violence	Individual	DHS
10. Sharing of Housework	Household	Roadmap via IMAGES
11. Happiness	Individual	World Values Survey



## Measuring women's empowerment: Examples

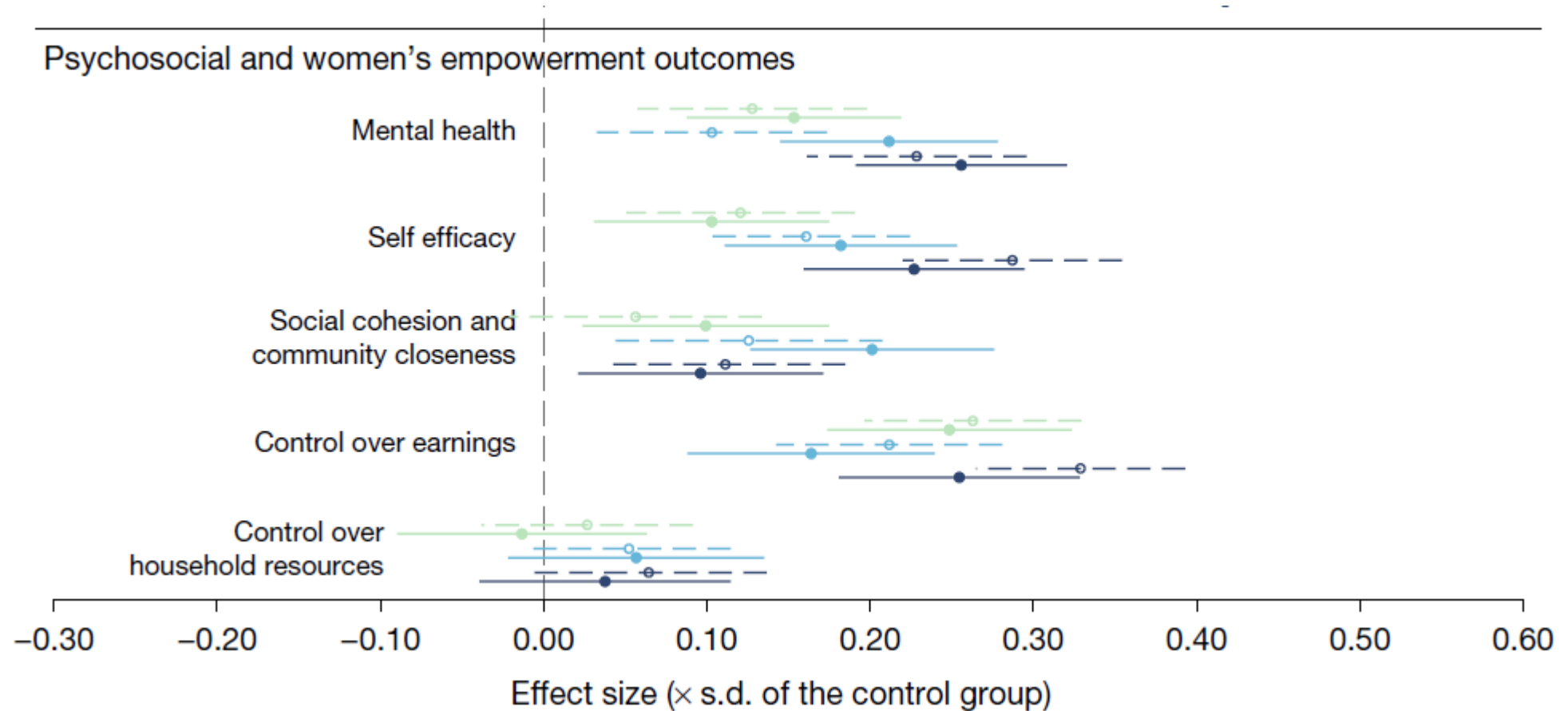
# Psychological dimensions of agency

- Afghanistan (Bedoya et al 2019): standardized index of 6 variables on variables for whether the women's decision was taken into consideration and/or followed on household finances (credit and savings) and expenditure decisions (food, household repairs, clothing, land, property and other high-value expenditures).
- Banerjee et al (2015) 6 country study



## Measuring women's empowerment: Examples

- Niger multi-faceted intervention (Bossuroy et al 2022)



## Measuring women's empowerment: Examples

- DRC public works plus (Brandily et al 2020):
  - WEE: index based on agencies in HH money-related decisions
  - support for equal rights and equal access to powerful position (in society).
  - score of legitimating domestic violence against women

FIGURE 44: Women Economic Empowerment index

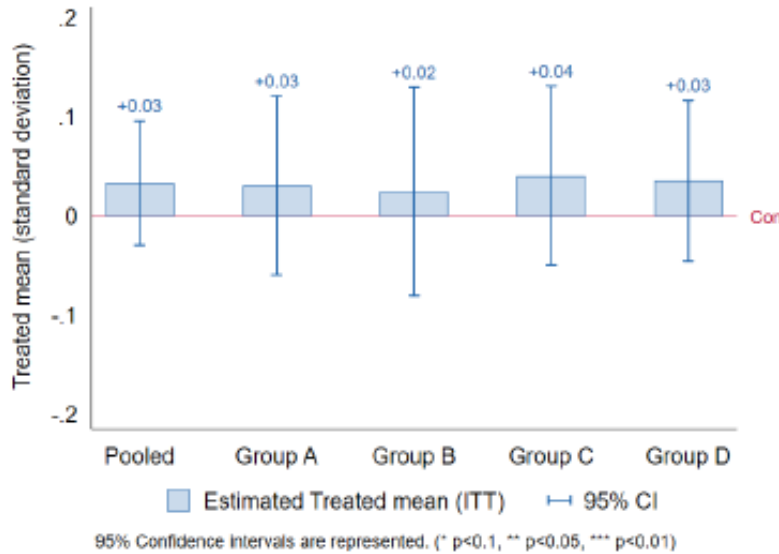


FIGURE 45: Opinion on Women Rights and Access index

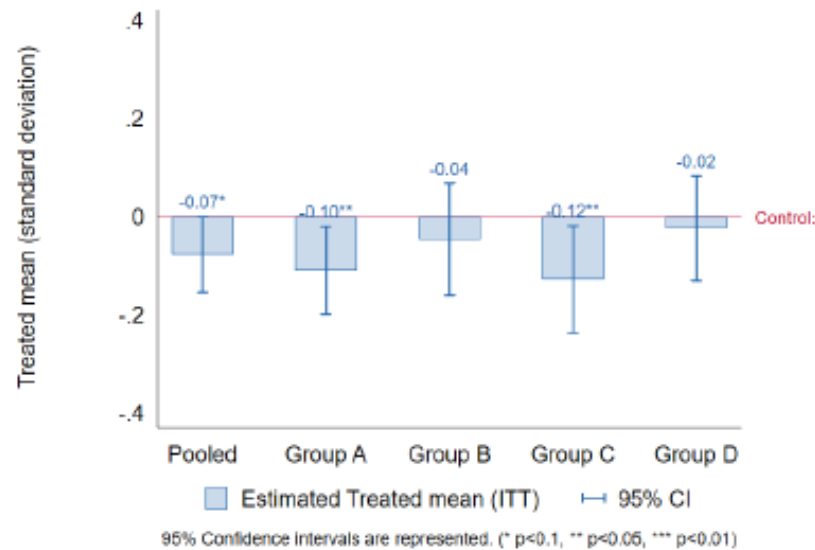
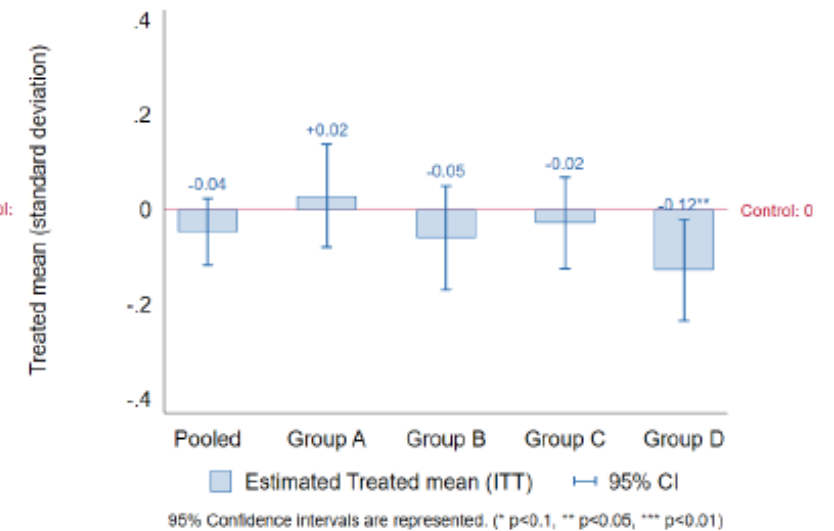



FIGURE 46: Opinion on Gender-Based Violence index



## Measuring women's empowerment: Examples

### Empowering mothers in Ecuador with family advisor-guided parent training sessions (Lavy et al 2020)

	Treatment Mean (1)	Control Mean (2)	Difference (1) <sup>a</sup> –(2) (3)	SE (4)
<b>Panel A: Labor Market Outcomes (Mothers)</b>				
Summary index	0.497	0.000	0.497***	(0.071)
Works	0.693	0.487	0.206***	(0.058)
Working full-time	0.378	0.157	0.222***	(0.054)
Working with contract	0.279	0.087	0.192***	(0.047)
Average family monthly income	344.848	300	44.848**	(20.526)
Weekly wage <sup>a</sup>				
<b>Panel B: Economic and Social Independence (Mothers)</b>				
Summary index	0.319	0.000	0.319***	(0.064)
Manage own money	0.661	0.447	0.213***	(0.059)
Participates in voluntary activities	0.639	0.562	0.077	(0.066)
Currently studying	0.133	0.052	0.081**	(0.036)
Own/joint decision on own work status	0.927	0.805	0.122***	(0.039)



**Kathleen Beegle**  
kbeegle@worldbank.org

# Thank you!



## PEI FUNDING PARTNERS



Implemented by

