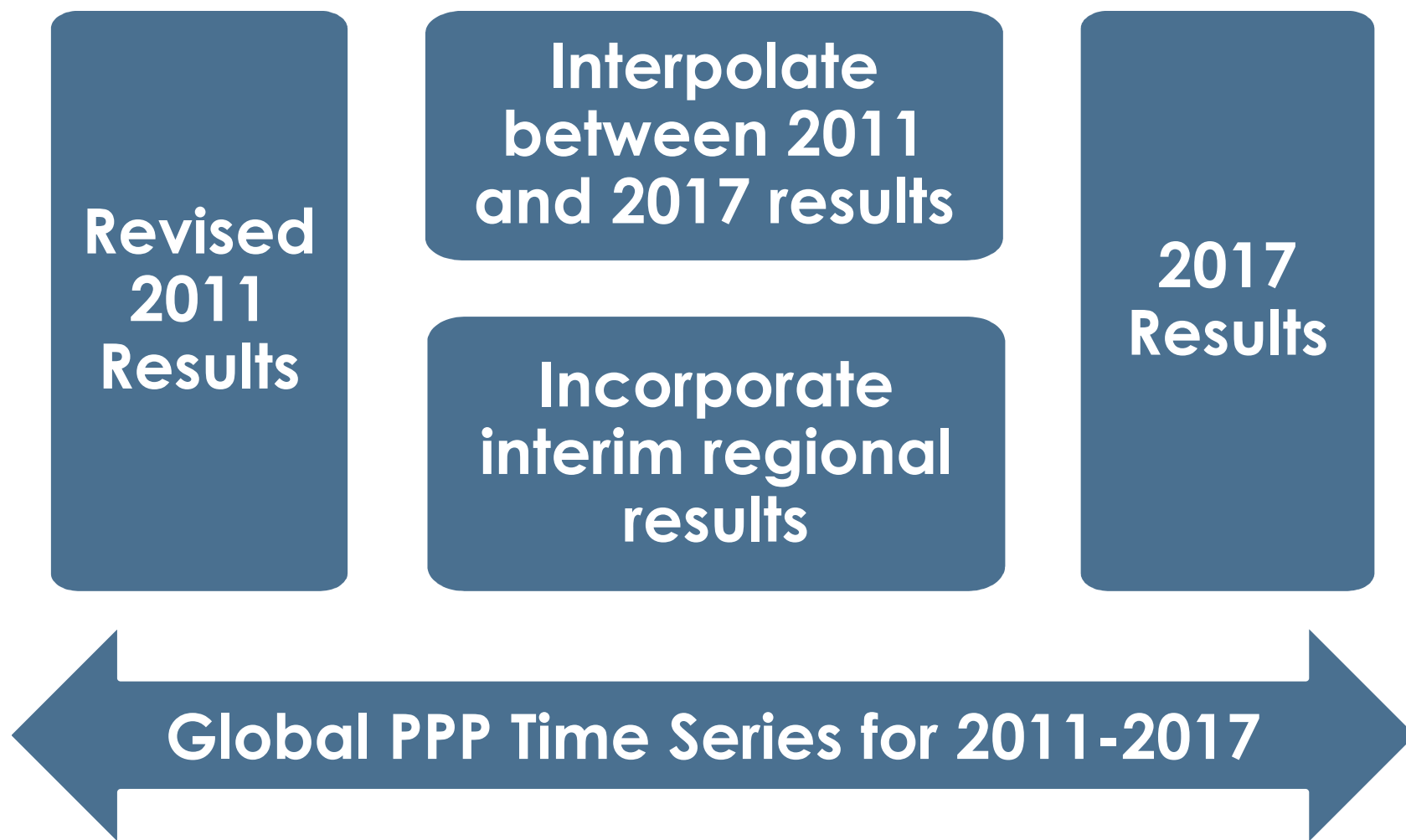


STATUS OF GLOBAL ACTIVITIES, OVERALL TIMETABLE AND RISKS

**7th Meeting of the ICP Inter-Agency Coordination Group
April 15-18, 2019, Washington, DC**

ICP 2017 Cycle Outputs



ICP 2017 Status Overview

Country Participation

- 176 (+1) countries participating
- All countries are expected to participate at the level of GDP

















Data Submissions

- Household consumption (HHC) data from 176 (+11) countries
- Significant increase in non-HHC data submission; data gaps still exist

Quality Assurance

- Regional data validation underway
- Global HHC data validation launched in September 2018
- Global non-HHC data validation launched in February 2019

ICP 2017 Household Consumption Data

Region ¹	HHC PRICES	Coverage	Quality
AFR [50]	50	 +9	
ASI [22]	22		
CIS [8]	8		
LAC [36]	36	 +1	
WAS [12]	12		
EUO [49]	49	 +2	
SP [3] ²	3		
Global [176] ³	176 / 100%	 +12	

¹ Total number of participating countries in brackets

² Special Participation: Iran, Georgia and Ukraine

³ Georgia and Ukraine counted

ICP 2017 Non-Household Consumption Data

Region ¹	HOU-R	HOU-V	EDU	GOV	MEQ	CON	EXP ⁴	PPP ⁴
AFR [50]	45	42	49	48	50	50	44	—
ASI [22]	22	19	22	22	22	22	21	22
CIS [8]	—	—	—	—	8	—	—	—
LAC [36]	21	15	23	19	25	21	12	—
WAS [12]	12	10	12	12	12	12	12	—
EUO [49]	31 ³	24 ³	-	48	49	12	47	47
SP [3] ²	1	1	1	—	1	1	2	2

¹ Total number of participating countries in brackets

³ Do not match ICP specs/forms

² Special Participation: Iran, Georgia and Ukraine

⁴ Basic heading level

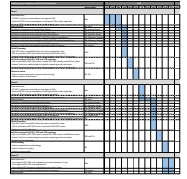
ICP 2011 Revised Data

Region	PRICES	EXP ²	PPP ²
AFR [50]	—	44	—
ASI [22]	—	22	—
CIS [8]	—	8	—
LAC [36]	—	25	—
WAS [12]	—	12	—
EUO [49]	—	47	47
SP [3] ¹	—	—	—

¹ Special Participation: Iran, Georgia and Ukraine

² Basic heading level

Proposed Road Map to Publication of Results



Activity	2019												2020			
	Jan	Feb	Mar	Apr	May	Jun	Jul	Aug	Sep	Oct	Nov	Dec	Jan	Feb	Mar	Apr
Phase I																
Data Submission	■	■	■													
4 th GB Meeting/UNSC			■													
Data Validation		■	■	■												
HHC Prelim Calculation			■	■												
7 th IACG Meeting				■												
3 rd TAG Meeting					■											
GB Virtual Approval						■										
Phase II																
Data Submission							■									
Data Validation							■	■	■							
GDP Prelim Calculation								■	■							
8 th IACG Meeting									■							
4 th TAG Meeting										■						
5 th GB Meeting											■					
Final Phase																
Final Regional PPPs											■	■				
Final Global Calculation											■	■	■			
TAG Final Results Review												■	■	■		
Report Finalization														■	■	
6 th GB Meeting/UNSC															■	■
Official Release																■

Acronyms: Governing Board (GB), Inter-Agency Coordination Group (IACG), Technical Advisory Group (TAG)

Main Outstanding Risks

Completeness Risks

- Submission of non-household data varies between countries in certain regions; are all countries participating at GDP level?

Quality Risks

- Data quality still needs improvement
- Delays in data submission limit the time for global data validation, especially for non-household data
- Quality of PPP time series and comparability over time still to be assessed

Timeliness Risks

- Backcasting and annualizing, regional and global validation, and results calculation and assessment require time

Capacity-Building Activities

ICP Region	Regional/ Sub-Regional Workshops		Country Workshops/ TA Missions	
	Nov 2018 - Apr 2019	Planned May-Dec 2019	Nov 2018 - Apr 2019	Planned May-Dec 2019
Africa	1		8	12
Asia	2	3		
CIS	1	1	1	1
LAC	1	4	5	5
Western Asia	4	2		1
Eurostat-OECD	2	3		
Dual participation ¹			1	
Sp. participation ²				5

¹ Egypt, Morocco and Sudan; ² Iran, Georgia and Ukraine

Outreach and Knowledge Activities (1)

- **Fifty Years of the ICP: Achievement and Moving Forward,**
Beijing, October 2018
- **Statistical Commission for Africa resolution,**
Addis Ababa, October 2018
- **World Bank Data Day 2019,**
Washington DC, February 2019
- **UN-ESCWA Statistical Committee meeting,**
Beirut, January 2019
- **Ongoing ICP newsletter [country profiles] and ICP Blogs**
- **PPP eLearning: 426 enrolled trainees since launch; used in global, regional and national training activities**

Outreach and Knowledge Activities (2)

Forthcoming

- **International Comparisons Conference,**
Groningen, May 2019
- **Poster session on PPP/CPI Synergies, Ottawa Group meeting,**
Rio de Janeiro, May 2019
- **Session on PPP-based comparisons, IARIW special conference,**
Moscow, September 2019

PPP Uses

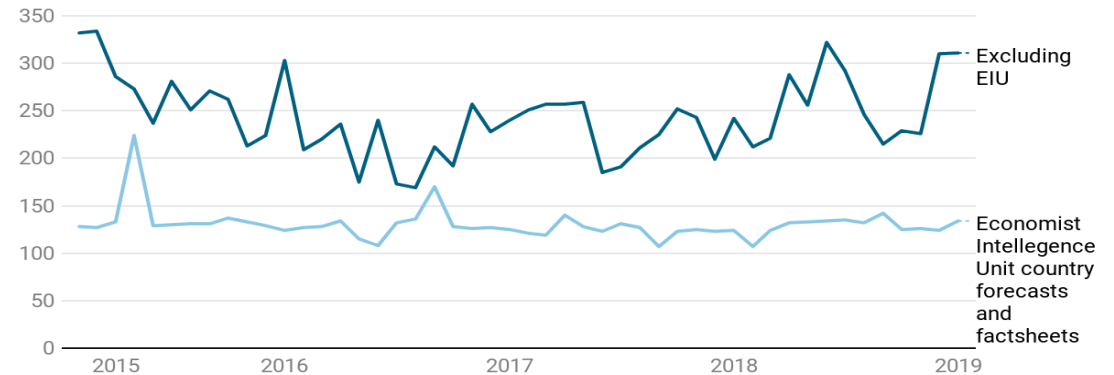
Over 400 uses of PPP data in 2018 curated for the ICP website.

- *Development Community*
- *News media*
- *Academia*
- *Bloggers*

But frequent mentions of PPPs (~400 a month) indicate wide use of the data.

Each month PPPs are mentioned in around 400 articles and outputs on average.


Mentions made of "purchasing power parity/parities": February 2015 to January 2019



Factiva sources around 32,000 outlets and platforms, including newspapers, newswires, industry publications, websites, company reports, podcasts and blogs.

[Get the data](#)

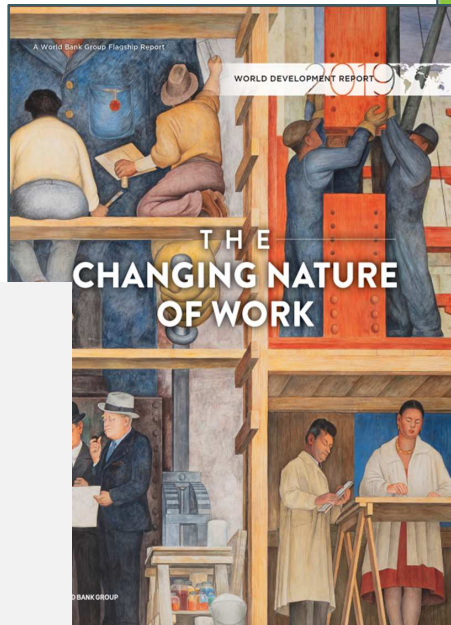
PPP Uses (1) – recent examples



GDP (PPP) growth a key driver of global CO2 emissions.



PPPs used in monitoring progress on SDGs and growth in region.

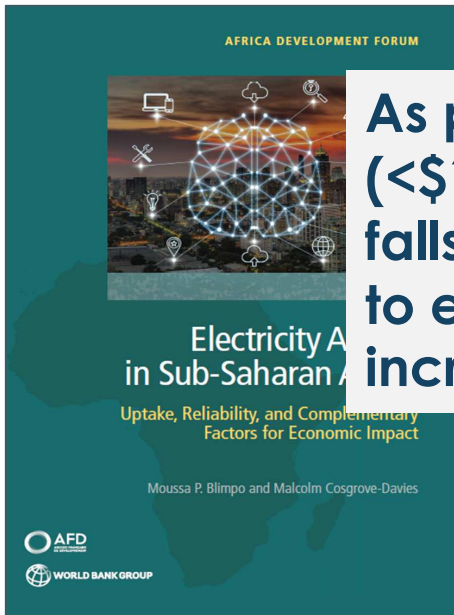


Exports, learning and stunting examined using GDP (PPP) per capita.

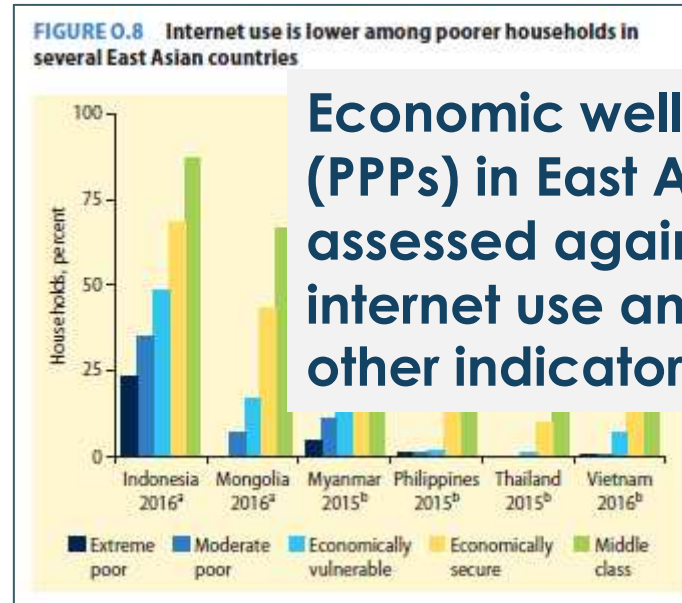


Poverty thresholds using PPPs help examine all aspects of deprivation.

PPP Uses (2) – recent examples



As poverty (<\$1.90 (PPP)) falls, access to electricity increases.



Economic well-being (PPPs) in East Asia assessed against internet use and other indicators.

Local currency converted into 2011 PPP \$ to compare public service wage bills in post conflict countries.



Supermarket share of food sales smaller where GDP per capita (PPP) is low.

ICP COMMUNICATION AND DISSEMINATION STRATEGY

**7th Meeting of the ICP Inter-Agency Coordination Group
April 15-18, 2019, Washington, DC**

Guiding Principles

Friends of the Chair

- ICP stakeholders should reach out and demonstrate the value of ICP data to policymakers and other important users and donors, and accelerate and coordinate outreach efforts at the global, regional and national levels.

Governing Board

- The communication of ICP results should clarify the correct uses and limitations of PPPs and related-measures.

Communication Strategy Elements

- **What** should be released – the package of outputs encompassing the 2017 benchmark data, the revised benchmark results for 2011, the timeseries bridging the 2011 and 2017 benchmark results, and accompanying material.
- **When** should these outputs be released – the timings of pre-release, release, and post-release;
- **To Whom** are they targeted – the audience for the outputs, such as the ICP stakeholders, policymakers, the development community, academia and the media;
- **How** should these outputs be conveyed – what vehicles are to be used to disseminate the outputs, and what messaging and audience takeaways should accompany each output.

Schedule of Pre-release Activities

Output	Audience	Message	Vehicle
Announcement of forthcoming ICP Results	All	<ul style="list-style-type: none"> - What will be released, when and how? - What are the correct uses and limitations of the ICP results? 	ICP Website; ICP Data Blog
	ICP Stakeholders	+ Why is the ICP important to stakeholders?	+ ICP Newsletter
	WB internal audience	+ Why is the ICP important to the WB?	+ WB Intranet; + WB Data Day 2020
	External audience	<ul style="list-style-type: none"> + Why is the ICP important for development? + What are the uses beyond poverty and size of the economy? + Why should we trust ICP data? 	<ul style="list-style-type: none"> + WB/Stakeholders' Websites; + WB/Stakeholders' Social Media; + Key events for national policymakers

Schedule of Release Activities (1)

Output	Audience	Message	Vehicle
ICP Data and Metadata	All	<ul style="list-style-type: none">- How can ICP results be accessed?- How can underlying ICP data be accessed?	ICP Website; WB Databank; WB Development Data Hub; World Development Indicators; ICP Github portal; WB Data Help Desk

Schedule of Release Activities (2)

Output	Audience	Message	Vehicle
ICP Main Findings, Methodology and Guidance	All	<ul style="list-style-type: none"> - What are the main socio-economic findings from the ICP results? - How are the ICP results produced and what has changed since last time? - What are the drivers behind the 2011 revisions? - What are the correct uses and limitations of the ICP results? 	Press Release(s); ICP 2017 Report; ICP website; WB Let's Talk Dev. Blog; FAQs; Global and Regional Launch Events
	ICP Stakeholders		+ ICP Newsletter
	WB internal audience	+ What does this mean for WB outputs?	+ WB Intranet; + ICP Data Blog; + User Meetings
	External audience		+ WB/Stakeholders Websites; + WB/Stakeholders Social Media

Schedule of Post-release Activities

Output	Audience	Message	Vehicle
ICP Analytical Products	All	<ul style="list-style-type: none"> - Why are PPPs crucial for analysis and essential to many development indicators? - How have the secondary indicators been revised as a result of new PPP data? - What can users expect from the permanent ICP program? 	<ul style="list-style-type: none"> Dashboard Portal with Visuals; Visual Compendium of PPP Uses and Applications; World Development Indicators Data Stories; WB Data Briefs; ICP Data Blog; ICP Newsletter; WB/Stakeholders Social Media; PPP e-Learning Courses; World Data Forum 2020

Final Report and Visual Compendium - Outlines

Final Report

ICP 2017 Final Report Proposed Outline

Executive summary

Background

- Friends of the Chair evaluation of the ICP and United Nations Statistical Commission resolution
- The ICP as a permanent program - ICP cycles

PPPs and real expenditures

- Correct use of PPPs and real expenditures
- Main uses of PPPs and real expenditures
- Reliability and limitations of PPPs and real expenditures

ICP governance and organization

- Governance
- Regional and country participation
- Special participation cases

Results and analysis

- Overview
- Summary tables of results [2017, revised 2011, and timeseries]
- Analysis of results
- Survey coverage and other metadata

Methodology and innovations

- Data and metadata requirements
- ICP 2017 methodology [indicate no change from ICP 2011]
 - National accounts
 - Household Individual Consumption: Main Survey
 - Household Individual Consumption: Housing
 - Government Consumption
 - Gross Fixed Capital Formation: Machinery and equipment
 - Gross Fixed Capital Formation: Construction
 - Special considerations for Actual Individual Consumption
 - Calculating basic heading PPPs
 - Aggregating basic heading PPPs
 - Reference PPPs
 - Linking regional results
 - Special cases [Iran, Georgia and Ukraine, CIS, and the Caribbean]
- Revision of 2011 results

Visual Compendium

Visual Compendium of PPP Uses and Applications Proposed Contents

The economy:

- Size of the economy (GO)
- Standards of living (GO)
- Classification of economies (GO)
- Wealth of nations (w/ Bank WAVES team)

Poverty and inequality:

- Material well-being (GO)
- Inequality in income among economies (GO)
- Household net adjusted disposable income (w/OECD)
- SDG - Poverty measures (w/ Bank Povcal Team/Poverty GP)

Human development:

- Human Development Index (w/ UNDP)
- Health (w/ WHO)
- Education (w/ UNESCO)

Price levels:

- Price levels (GO)
- Food prices (w/ IFPRI/TUFTS)

Trade and competitiveness:

- Competitiveness Index (w/ WEF)
- Trade integration (w/ AfDB and w/ Eurostat)
- Productivity (w/ University of Groningen)

Labor and wages:

- Comparison of public sector pay and wage bill (w/ Bank Governance GP)
- Government wages (w/ Bank Governance GP/Worldwide Bureaucracy Indicators)
- Asia's living wage (w/ ADB)
- GDP and employment shares changes over time (w/ Bank Jobs GP)

Sustainable development:

- SDG - Energy intensity (w/ IEA)
- SDG - CO2 emissions (w/ UNFCCC?)

Information and Communication Technology:

- ICT Tariffs (w/ Bank Digital Development GP)

Administrative purposes:

- Country voting rights (w/ IMF and Bank)
- Allocation of structural funds (w/ Eurostat)

Regional Plans

- **The Governing Board recommended that the Regional Implementing Agencies prepare their own regional communication and dissemination strategies, reflecting on the importance of ICP data for regional priorities.**

Next Steps

- **April 2019: IACG to review the strategy and outline of the final ICP 2017 report.**
- **May 2019: TAG to review the strategy and outline of the final ICP 2017 report.**
- **Mid-2019: GB to review and endorse final strategy and outline of the final ICP 2017 report.**



THANK YOU