



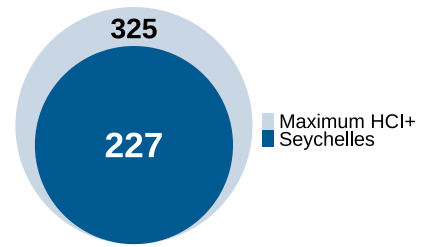
# SEYCHELLES

Region: Sub-Saharan Africa  
Income Category: High Income

**Human capital - people’s knowledge, skills, and health - drives productivity and growth.** The Human Capital Index Plus (HCI+) measures the human capital a child born today can expect to accumulate over their working life, extending the original HCI by incorporating tertiary education and work experience. This brief summarizes **Seychelles’s** HCI+ score and its performance in building human capital.

## What is Seychelles’s HCI+ and what does it mean?

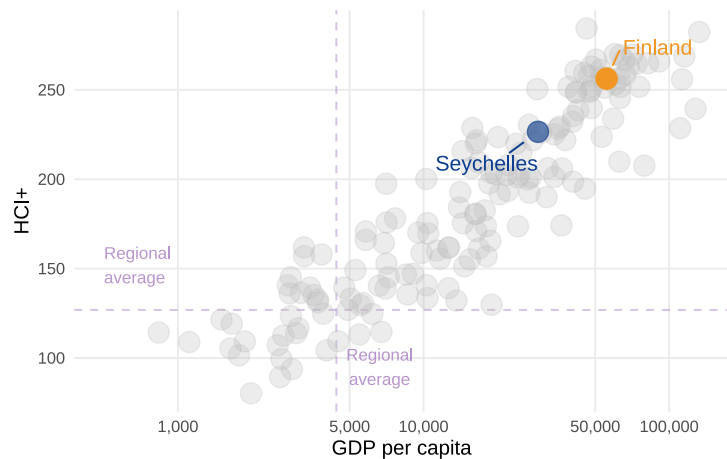
**Seychelles’s HCI+ score is 227 (out of a maximum of 325), reflecting its investments in health, education, and employment.** A 10-point increase in the index would translate into approximately 10 percent higher future income. Closing the current gaps in these areas relative to high-performing countries with similar GDP per capita would boost future income by 33%.



## How does Seychelles’s HCI+ compare to other countries?

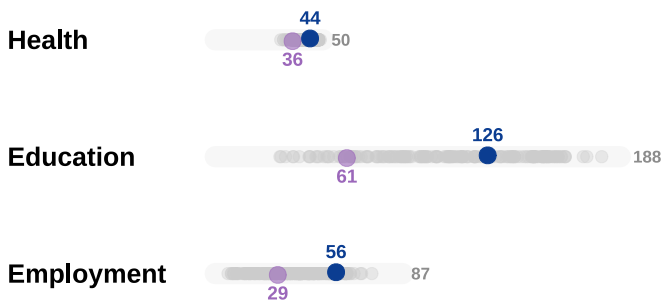
Seychelles’s HCI+ is higher than the average for the **Sub-Saharan Africa region (126)** and lower than the average for **high-income countries (254)**.

Seychelles’s HCI+ score is also **29 points lower than Finland’s**.



## What explains Seychelles’s HCI+?

The HCI+ has three components corresponding to health, education, and employment.



The HCI+ score for the **Health pillar is 44**, higher than the **regional average of 36**.

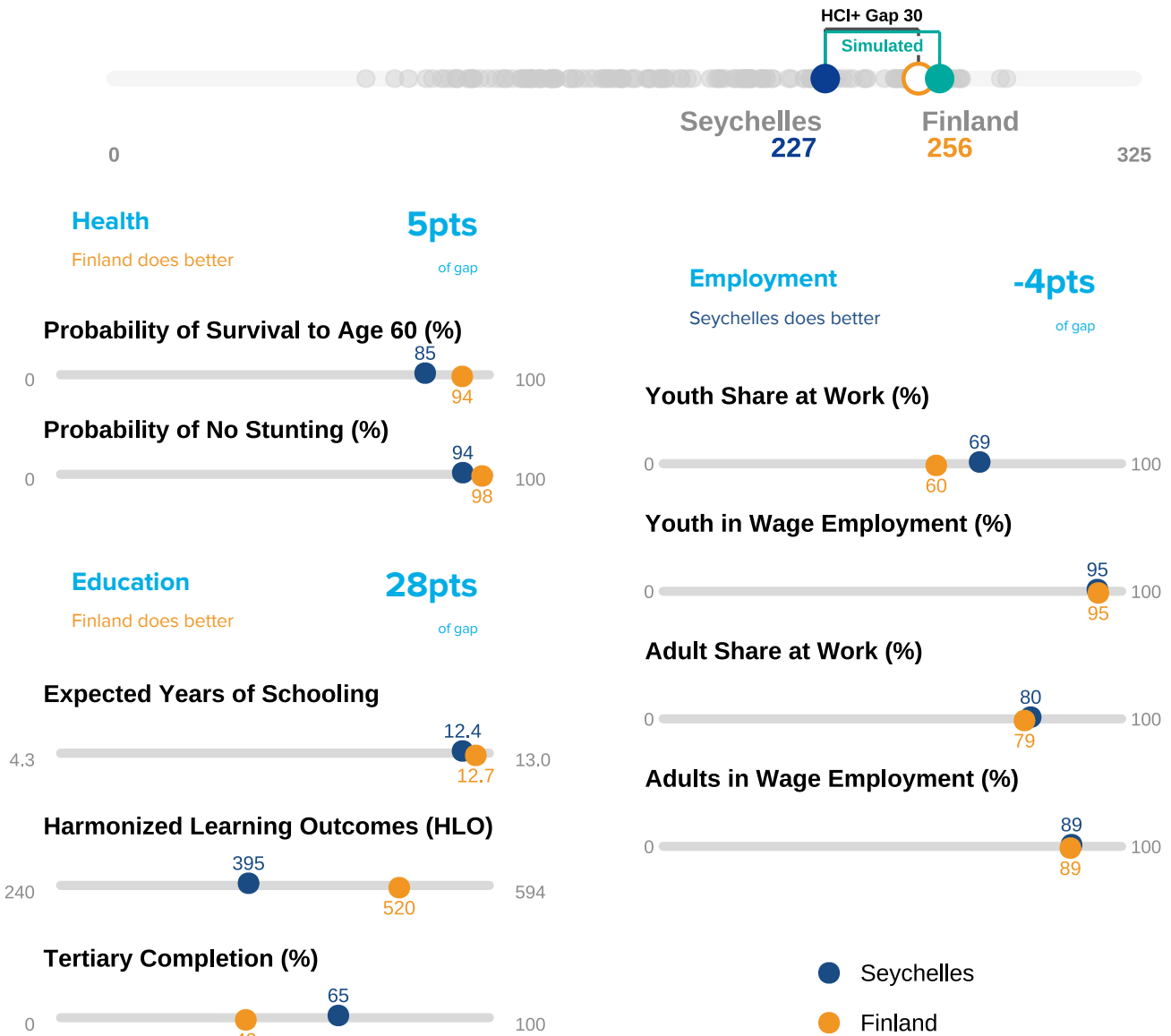
The HCI+ score for the **Education pillar is 126**, higher than the **regional average of 61**.

The HCI+ score for the **Employment pillar is 56**, higher than the **regional average of 29**.



### What indicators are responsible for Seychelles’s HCI+ gap with Finland?

Seychelles’s HCI+ score (227) is lower than Finland’s (256). The indicators that account for the largest share of the HCI+ gap between Seychelles and Finland are **Harmonized Learning Outcomes (HLO), probability of survival to age 60, and expected years of schooling**. Raising these indicators to Finland’s levels would increase Seychelles’s score to **263**, boosting future income by approximately 36.8%.



### What is Seychelles’s HCI+ gender gap?

The HCI+ score for **women in Seychelles is 231** compared to **222 for men**. The 9-point gap indicates that women’s earning potential will be 9% higher than men’s due to differences in the human capital acquired by men and women in Seychelles.



Note: All values are derived from internationally comparable public datasets.

