



8th Meeting of the ICP Inter-Agency Coordination Group

LAC Status

23 – 25 October 2019



CEPAL

Bruno Lana
María Paz Collinao

Economic Commission for
Latin America and the Caribbean




NACIONES UNIDAS

CEPAL

ICP in LAC

Current activities

- ICP 2011 – Update of Results
- ICP 2017 – Preliminary Estimation
- ICP 2020 – Data collection






NACIONES UNIDAS

CEPAL

ICP 2011

- Update of regional results
 - Revision of National Accounts data
 - New base year / implementation of SNA 2008
 - Revision of population data
 - New Productivity-Adjustment Factors
 - Same aggregation methodology and same BH PPP






NACIONES UNIDAS

CEPAL

ICP 2017

- Advanced in integration of the two subregions with the use of a common list for LAT and CAR
- Program increasingly consolidated in some countries, especially in Latin America
- However, non-response rate for Special Surveys increased in the Caribbean (21% to 33%)






NACIONES UNIDAS

CEPAL

ICP 2017 HHC Data

- HHC Data collection
 - Period: from Q3-2017 to Q4-2018
 - Average of 3.5 Quarters per country
 - Prices centralized to 2017 using the most detailed possible CPI information
 - Ideal: ICP List at product level x CPI Item
 - Minimum: COICOP12






NACIONES UNIDAS

CEPAL

ICP 2017 Special Survey Data

- Data collection
 - Period: 2017 and 2018
 - 75% response rate
 - Additional complementation of the database using 2011 information
 - Prices centralized to 2017 using CPI information or deflators
 - For each country, all items of a survey were extrapolated using the same index






NACIONES UNIDAS

CEPAL

SPECIAL SURVEYS SUBMISSION - ICP 2017

	GOV	EDU	REN	M&E	CON	HOUV
Argentina	Red	Green	Green	Green	Green	Green
Bolivia	Red	Red	Red	Red	Red	Red
Brazil	Green	Green	Green	Green	Green	Green
Dom. Republic	Green	Green	Green	Green	Green	Green
Ecuador	Green	Green	Green	Green	Green	Green
Guatemala	Grey	Grey	Grey	Grey	Grey	Grey
Haiti	Red	Red	Red	Red	Red	Red
Honduras	Green	Green	Green	Green	Green	Green
Nicaragua	Red	Green	Green	Green	Green	Green
Panama	Green	Green	Red	Green	Green	Green
Peru	Green	Green	Green	Green	Green	Green
Paraguay	Red	Green	Red	Red	Green	Green
El Salvador	Green	Green	Green	Green	Green	Green
Uruguay	Green	Green	Green	Green	Green	Green
Venezuela	Grey	Grey	Grey	Grey	Grey	Grey
Anguilla	Green	Green	Green	Green	Green	Green
Antig. and Barb.	Red	Green	Red	Green	Green	Red
Aruba	Green	Green	Green	Green	Green	Green
Bahamas	Red	Red	Red	Red	Red	Red
Barbados	Red	Red	Red	Red	Red	Red
Belize	Red	Green	Green	Green	Green	Green
Bermuda	Green	Green	Green	Green	Green	Green
Bonaire	Red	Red	Red	Red	Red	Red
Cayman Islands	Red	Green	Green	Red	Red	Green
Curacao	Green	Green	Green	Green	Green	Green
Dominica	Green	Green	Green	Green	Red	Red
Grenada	Green	Green	Green	Green	Red	Green
Guyana	Green	Green	Red	Green	Green	Green
Jamaica	Red	Red	Red	Red	Red	Red
Montserrat	Green	Green	Red	Green	Green	Red
St. Kitts & Nevis	Green	Green	Green	Green	Green	Green
St. Lucia	Green	Green	Green	Green	Green	Green
St. Vinc. & Gren.	Green	Green	Green	Green	Red	Red
Sint Maarten	Red	Green	Green	Red	Red	Red
Suriname	Green	Green	Green	Green	Green	Green
Trinidad & Tob.	Green	Green	Green	Green	Green	Green
Turks & Caicos	Green	Green	Green	Green	Green	Green
Virgin Isl. (Br.)	Red	Red	Red	Red	Red	Red






NAACIONES UNIDAS

CEPAL

Special Surveys Expanded Database

Cod	Country	GOV	EDU	RENT	M&E	CONS	HOU-V
ARG	Argentina		X	X	X	X	X
BRA	Brazil	X	X	X	X	X	X
BOL	Bolivia	2011	2011	2011	2011	2011	X
DOM	Dominican Republic	X	X	X	X	X	X
ECU	Ecuador	X	X	X	X	X	X
HTI	Haiti		2011			2011	
HND	Honduras	X	X	X	X	X	X
NIC	Nicaragua	2011	X	X	X	X	X
PAN	Panamá	X	X	2011	X	X	X
PER	Peru	X	X	X	X	X	X
PRY	Paraguay	2011	X	2011		X	X
SLV	El Salvador	X	X	X	X	X	X
URY	Uruguay	X	X	X	X	X	X
AXA	Anguilla	X	X	X	X	X	X
ATG	Antigua and Barbuda	2011	X		X	X	
ABW	Aruba	X	X	X	X	X	X
BHS	Bahamas	2011	2011	X	2011	2011	
BRB	Barbados		2011	2011	2011	2011	
BLZ	Belize		X	X	X	X	X
BMU	Bermuda	X	X	X	X	X	X
BON	Bonaire	2011	2011	2011	2011	2011	
CYM	Cayman Islands	2011	X	X	2011	2011	X
CUW	Curaçao	X	X	X	X	X	X
DMA	Dominica	X	X	X	X	2011	
GRD	Grenada	X	X	X	X	2011	X
GUY	Guyana	X	X		X	X	X
JAM	Jamaica	2011	2011	2011	2011	2011	
MSR	Montserrat	X	X	2011	X	X	
KNA	St. Kitts and Nevis	X	X	X	X	X	X
LCA	St. Lucia	X	X	X	X	X	X
VCT	St. Vincent and the Grenadines	X	X	X	X	X	X
SXM	Sint Maarten	2011	X	X	2011	2011	
SUR	Suriname	X	X	X	X	X	X
TTO	Trinidad and Tobago	X	X	X	X	X	X
TCA	Turks and Caicos Islands	X	X	X	X	X	X
VGB	Virgin Islands, British		2011	2011			






NACIONES UNIDAS

CEPAL

2017 PPP Calculation

- Prices collected for Cycle 2017 + Extrapolation of 2011 Special Survey prices = >
 - Calculation of PPPs for 3255 out of 3600 Basic Headings (90,4%)
 - Remaining PPPs estimated using Yuri Dikhanov's gap-filling






NACIONES UNIDAS

CEPAL

2017 PPP Calculation

- SAME METHOD FOR ICP 2011 AND 2017
 - 1 - Production of PPPs for Latin America and the Caribbean together (36 countries), with Brazil as reference country;
 - 2 - Production of PPPs for Latin America (13 countries, Brazil as reference) and the Caribbean (23 countries, St. Vincent and the Grenadines as reference) separately
 - 3 - Replacement of the PPPs for Latin America and the PPPs for the Caribbean in the Latin America and the Caribbean joint estimates data-set, to maintain the fixity of both LA and CAR PPPs.






NACIONES UNIDAS

CEPAL

ICP 2020

- Rolling benchmark is being implemented. Model was chosen by the majority and approved in the 3rd Meeting

	ICP 2020 Cycle			
	2019	2020	2021	2022
Household consumption	X⇒	X	←X	PUBLICATION OF 2020 RESULTS
Housing rentals and volumes		X		
Government compensation		X		
Machinery and equipment		X		
Construction and civil eng.		X		
CPIs, national account deflators	X	X	X	
National account expenditures	X	X	X	






NACIONES UNIDAS

CEPAL

Preparations for the 2020 Cycle

- Countries are collecting data for Food and Beverages BHs – no change from 2017 current list
- Regional Meeting in December to implement changes in the rest of the list
- Transition will be implemented according to each country's capacity






NACIONES UNIDAS

CEPAL

Calendar of Activities

- **ICP 2017 Results:**
 - December 2019
 - Final LAC Results
 - Publication in CEPALSTAT
 - Informative note
 - April 2020
 - Final report
 - Publication in ECLAC's flagships
- **Regional Workshops:**
 - December 2019
 - 4th Technical Meeting
 - April 2020
 - Technical Meeting for NA






NACIONES UNIDAS

CEPAL

Outstanding risks

- Other priorities and/or interests in NSO
 - ICP is not part of the regular program and competes with other statistical demands (census, sustainable development, CPI, NA)
 - Lack of funding
- End of a Cycle
 - Need to renew commitments
 - Advocacy with Directors





NACIONES UNIDAS

CEPAL

www.cepal.org

