

International Comparison Program

8th Meeting of the Inter-Agency Coordination Group (IACG)

**Updates on the ICP 2021 cycle
Implementation in Africa**

October 31 – November 3, 2023

**World Bank HQ (MC 4-800),
Washington, DC**



International Comparison Program





Outline

1. Implementation status

Surveys + Expenditure compilation status

2. Data & metadata submission & validation status

3. PPP estimation status (2021, 2017, timeseries)

4. Forthcoming activities and meetings



1. Implementation : Surveys & Expenditure compilation status



Implementation Status: as at 31 October 2023-(1)

← The African comparison covers 50 (2) countries:

2= Somalia + South Sudan:

ADF Countries Versus Concessional Countries

← Besides the very late data collection commencement (July 2022), The convergence of data collection calendar was effective to July 2023:

- **Main survey HHC : July 2022 to March 2023**

- i. Interim comparisons : 2020, 2021 :

- a) Objectives : Keep Countries alive (after Covid-19) : March 2020 to July 2022: Opportunity for the AFR Region to determine whether and how average prices and other 2017 comparison results will be used for computing both collected Prices during the interim exercise (**March – December 2020**) as well as eligible prices from CPI database (2021, 2022);



Implementation Status: as at 31 October 2023-(1)

- a) Finalization of Implementation procedures with COMESA,
(Disbursements, expected outcomes, related timeline).
- i. AfDB requested all 52 countries to submit prices for CPI-ICP common products for 2020-2022. Such prices were received from August 2020 to June 2022.
- **Special Surveys : July 2022 to March 2023**
 - i. Interim comparisons : 2020, 2021, 2022
 - ii. AfDB requested all 52 countries to submit the following:
 - **EDUC** : 2018/2019, 2019/2020, 2020/2021, 2021/2022;
 - **GOV** : Revised-2017, 2018, 2019, 2020, 2021;
 - **RENT** : submitted Rents for 2020, 2021 and 2022 ;
 - **HOUV** : submitted Prices for 2020, 2021 and 2022 ;



Implementation Status: as at 31 October 2023-(2)

• ICP Surveys Sampling and implementation

- ✓ NOT SAME SAMPLES as in 2017 ! The 2021 SAMPLING vary from **55% to 75%** different from 2017 (**EDUC, RENT, HOUV, GOV**)
- ✓ **GOV** : the 2011 5-Years structure was used :
- ✓ **EDUC** : Hybrid system applies : In-person & Distance Learning
- ✓ **RENTALS** : 2021 Rents tend to lower from the 2017 Round : **number of unoccupied Houses keeps growing since Covid-19 in March 2020!!!**

• Expenditures Statistics : July 2022 to date.

1. 2017, Revised 2017, 2021 Vectors

a) 2017 Revised Vectors

- GDP rebasing milestones and SNA implementations
- **02 countries still using SNA 1968** : Sudan (**1981/82**), *Libya (2013)*,
- **13 countries still at 1993 SNA stage**, (o/w : DZA, EGY, AGO, COG, GAB => **AFDB Concessional Countries**) but recorded significant changes from latest ES: **EGY (85%), ETH (Very High!!!)**



Implementation Status: as at 31 October 2023-(4)

- 38 countries rebased from 1993 to 2008 SNA :
 - i. % change ranged from **-3.6% (MWI), 27% (GHA), 33.5% (NGE), ETH (High!!!)**
 - ii. **Malawi (!) : Upward (85%); Namibia + Botswana (-3.7%);**
 - iii. All GDP rebased completed and/or reviewed and validated as from March 2020.

b) The 2017 GDP Vector was “Very Preliminary for about 65% of Countries”

Updates GDP vs revised STRUCTURES AND PPPS

- a) Differences
- b) Consequences
- c) PPP times series



Implementation Status: as at 31 October 2023-(5)

- Expenditures Statistics : July 2022 to date (Cnt'd).**

- 2017, Revised 2017, 2021 Vectors**

- 2017 vs 2017-Revised**

CHAD				MORES - 2017r to 2021					
Codes	ClassificationName	Level	Level	2017	2017-R	2018	2019	2020	2021
1000000	GROSS DOMESTIC PRODUCT	1	GDP	5,803,557.4	7,751,211.0	8,513,328.0	8,237,463.3	7,642,142.6	8,537,038.3
1100000	INDIVIDUAL CONSUMPTION EXPENDITURE BY HOUSEHOLDS	2	Main Aggregate	4,182,041.0	5,284,104.0	5,487,513.0	4,987,071.5	4,900,156.6	5,145,977.2
1200000	INDIVIDUAL CONSUMPTION EXPENDITURE BY NPISHs	2	Main Aggregate	128,965.0	49,818.0	43,376.0	32,015.0	32,442.0	49,761.6
1300000	INDIVIDUAL CONSUMPTION EXPENDITURE BY GOVERNMENT	2	Main Aggregate	294,229.6	726,329.0	679,492.0	587,154.3	593,053.7	760,062.9
1400000	COLLECTIVE CONSUMPTION EXPENDITURE BY GOVERNMENT	2	Main Aggregate	336,454.1	15,317.0	14,787.0	16,200.6	15,250.4	15,376.3
1500000	GROSS CAPITAL FORMATION	2	Main Aggregate	1,273,990.6	1,436,815.0	1,866,654.0	2,155,931.0	2,362,233.1	1,977,131.2
1600000	BALANCE OF EXPORTS AND IMPORTS	2	Main Aggregate	(423,123.8)	238,828.0	421,506.0	459,091.0	(260,993.2)	588,729.1

- MEQ+CON : data is still be reviewed and addressed identified issues**

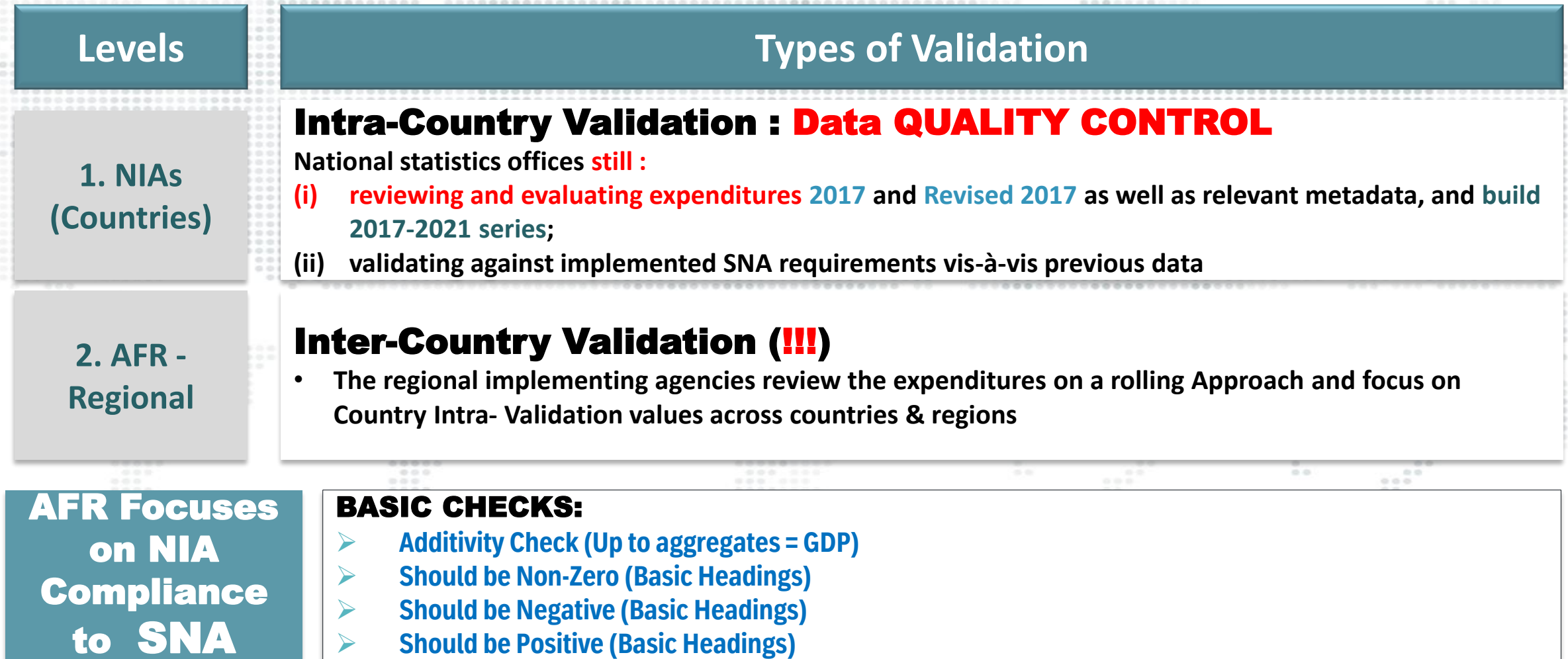
Countries	Last Base Year	Impact on GDP	SNA implemented
Egypt	2021/2022	85.0%	1993 SNA
Comoros	2011	72.0%	1993 SNA
Gambia	2013	52.0%	2008 SNA
Côte d'Ivoire	2015	38.2%	2008 SNA
Benin	2018	36.7%	2008 SNA
Niger	2018	33.5%	2008 SNA
Senegal	2014	29.4%	2008 SNA
Ghana	2013	27.0%	2008 SNA
Chad	2005	25.4%	2008 SNA
Mauritania	2020	22.7%	2008 SNA
Madagascar	2018	20.5%	1993 SNA
Burundi	2016	20.0%	2008 SNA
Mali	2019	19.0%	2008 SNA
Burkina Faso	2018	13.5%	2008 SNA
Cape Vert	2015	9.6%	2008 SNA
South Africa	2015	9.2%	2008 SNA
Algeria		8.5%	1993 SNA
Maroc	2014	8.2%	2008 SNA
Kenya	2016	8.1%	2008 SNA
Cameroun	2016	8.0%	2008 SNA
Tunisie	2021	6.0%	2008 SNA
Seychelles	2014	3.3%	2008 SNA
Rwanda	2017	2.0%	2008 SNA
Uganda	2016/17	1.0%	2008 SNA
Botswana	2016	-3.6%	2008 SNA
Namibia	2010	-3.7%	2008 SNA
Ethiopia	2015/2016	High	1993 SNA
Malawi	2017	Upward (85%)	2008 SNA
Swaziland	2011	Upward	2008 SNA
Zimbabwe	2019	20% (No change in growth rate)	2008 SNA
Centrafrique	2005	---	2008 SNA

Countries	Last Base Year	Impact on GDP	SNA implemented
Lesotho	2012	NA	2008 SNA
Liberia	2016	NA	2008 SNA
Libya	2013	NA	1968 SNA
Angola	2002	---	1993 SNA
Congo	2005	---	1993 SNA
Djibouti	2015	---	2008 SNA
Equatorial Guinea	---	---	1993 SNA
Gabon	2001	---	1993 SNA
Guinee Bissau	2015	---	2008 SNA
Guinee	2016	---	1993 SNA
Mauritius	2018	---	2008 SNA
Mozambique	2014	---	2008 SNA
Nigeria	2010	---	2008 SNA
RD Congo	---	---	1993 SNA
Sao Tomé et Principé	2010/2011	---	1993 SNA
Sierra Leone	2006	---	1993 SNA
Somalia	2017	---	2008 SNA
South Sudan	2009	---	2008 SNA
Sudan	1981/82	---	1968 SNA
Tanzania	2015	---	2008 SNA
Togo	2016	---	2008 SNA
Zambia	2010	---	2008 SNA
Eritrea	---	---	---



Implementation Status: as at 31 October 2023-(6)

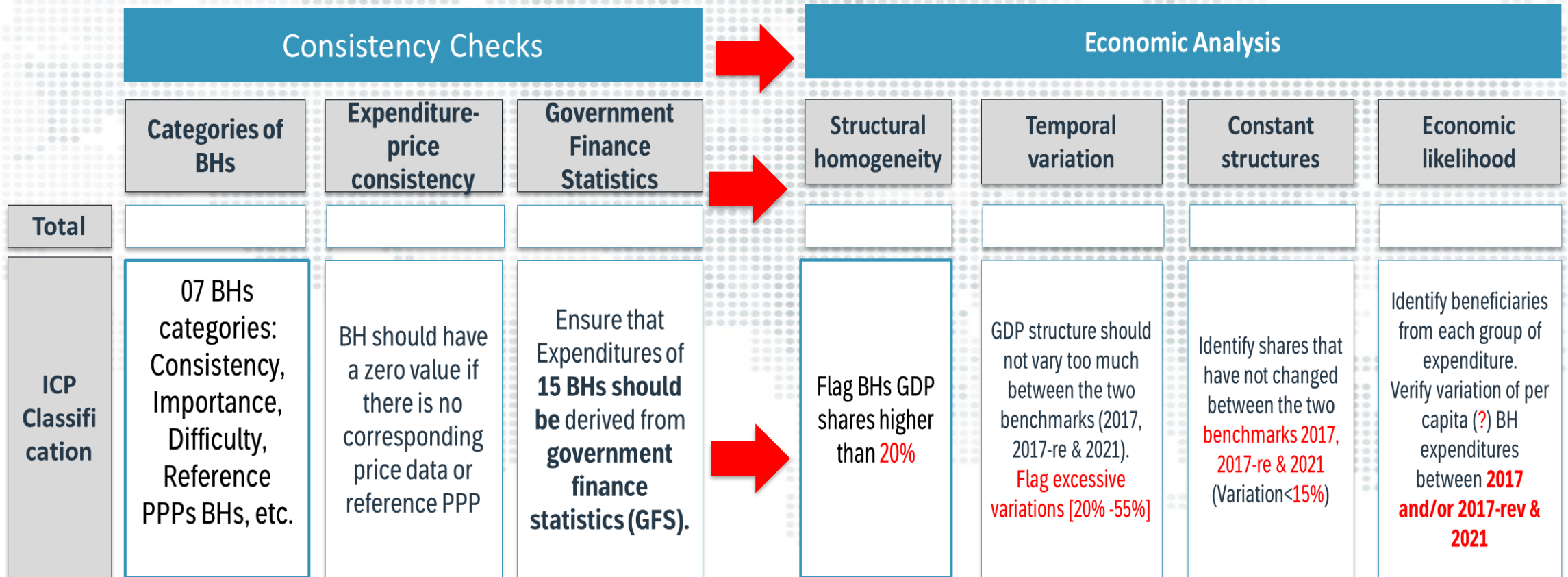
GDP Validation – Review (1):





Implementation Status: as at 31 October 2023-(7)

GDP Validation – Review (2):



Comparing 2017 AND 2017-Rev is challenging !!!



Implementation Status: as at 31 October 2023

REVISED DATA

- **Special Surveys : July 2022 to March 2023**




- **EDUC** : 2018/20**19**, 20**19**/20**20**, 20**20**/20**21**, 20**21**/2022;
 - *End-November 2023*
- **GOV** : Revised-20**17**, 20**18**, 20**19**, 20**20**, 20**21**;
 - *End-November 2023*
- **RENT + HOUV**: submitted Rents for **2020, 2021 and 2022** ;
 - *End-November 2023*
- **GDP** : submitted Prices for **2020, 2021 and 2022** ;
 - *Ongoing process : Cut-off day end December 2023*

- **Dual countries** : harmonization process for **SS and GDP**



Implementation Status: as at 31 October 2023-(3)

• Key Questions FROM Countries

- **EDUC** : Why **the sources of tuition data** can not be accessed on annual basis instead of organizing specific surveys?
 - a) **NO Uniformity of Modalities in Private School** year and across education sectors,
 - b) Cross-country comparability of System and “Concept of Private”
 - c) Full Price vs Subsidy practice in private education system (Cabo Verde, etc.)
 - d) Regulations of private education system differ across the 52 countries :
 - e) Country-based or central data collection at RIA?
 - f) Concept of “Room”, & ”Pieces”, “Usable Surface”, etc.
- **RENTALS** : Data Challenges :
 - a) **Data sources** : Population and housing censuses, Housing surveys and  Household expenditure surveys are NOT conducted  on a regular basis! 2017 Prices still Apply in 2021 for many countries - delay of statistical activities impacted by the Covid-19;
 - b) **Differences in capacity level** : Differences in capacity building  between countries (Absence of SUTs = No Housing Expenditures) **ESTIMATES (!)**



Submission Status: as at 31 October 2023

- ❑ **Intra-Country Validation : PERMANENT PROCESS**
= Still being affected by movement : Retirement, movement of staff: **45% is new as from March 2023**
 - a) - **HHC : submitted for the MAY 2023 IACG meeting**
 - b) - **GIU / AFR Data review in July 2023**
 - c) – **Rolling SUBMISSION to GIU : 6 versions from July to 22 October 2023**
 - d) – **CONstruction is yet to be submitted : Web Scraping and DCF IDENTIFIED issues are being Fixed**
- 21 Countries reviewed GDP, RENT, EDUC and GOV : submit this morning (31st OCTOBER 2023)**



2. Data & metadata submission & validation status



Data & metadata submission & validation status

1. Population : 2015 – 2022

- **WPP the 2022 Revision, Priority to Country Figures**

2. CPI : 2015 – 2022 monthly Indices (National GDP Deflators); Last HHBS, LSMS, EBCs,

- *objective is to improve the type and quality of household data collected in NIA and appraise the ICP-CPI Common Items received*

3. SFQ : being finalized

4. NA : Questionnaire is now being finalized

5. HOUV, RENT : requested Countries to submit all their metadata used

6. GOV : Received **DECREES** for various Countries where significant changes were observed, **Sampling methods whenever possible!**



Data & metadata submission & validation status

6. XRs : 2015-2022

- **Zimbabwe :**
 - a) **USD from 2011 to 2019 then USD ;**
 - b) **USD/ZWL : 2020 (51.33), 2021 (88.55), 2022 (374.95)**
- **Somalia : USD**
- **Liberia : Stabilized Using LRD for all Surveys**

Two Regional Workshops : **January and June 2023**

- **Data validation**
- **GDP rebasing and structure issues**



3. PPP estimation status (2021, 2017, timeseries)



- Next Steps : ForBaC Data

**Finalisation of ForBac ;
Extrapolation of 2020->2021 & BackCasting of 2022->2021**

	HHC-ICP Items	ICP-H/CPI Common Items	H/CPI Item Averages	National Accounts	Private Education	Govt Comp	Housing (R+V)	MEQ+CO N	Mores
2017-19	+	+	+	+	+	+	+	+	+
2020	+				+		+		
2021	+	+	+	+	+	+	+	+	+
2022	+				+		+	+	





PPP Computation and African Continental Free Trade Area (AfCFTA)

- **Budget is now allotted & Processing on Getting Expertise on Board Next Month!**
- **2017** : definitely will be different with **Revised 2017**
 - **2018-2021 prices and Vectors to be stabilized after ForBac is completed.**
 - **publication is expected ate same time or after the AOE 2024 (Mid-March, 2024)**
 - **AFDB publications cut-off date for data is 28 FEB each Year; Annual Meetings=> May 2024.**



2024 Implementation Status

- **Reviewing and ADDRESSING the HHC 2021 issues: Coverage, UoM, Localities !**
 - **Finalized the draft List for the following:**
 - **EDUC :**
 - **HOUSING**
 - **GOV**
 - ☐ **MEQ+CON : 70% of HHC : countries find two much !!!!**
- Wait Feedback from countries : 24th DECEMBER 2023**
- ➡ **FINALIZE & UPDATE ILMT by end JANUARY 2024**
➡ **START OF 2024 ROUND (!!!?!!!)**



THANK YOU

