



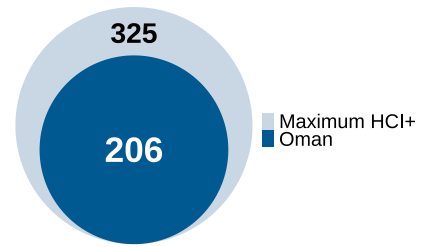
OMAN

Region: Middle East, North Africa, Afghanistan & Pakistan
Income Category: High Income

Human capital - people’s knowledge, skills, and health - drives productivity and growth. The Human Capital Index Plus (HCI+) measures the human capital a child born today can expect to accumulate over their working life, extending the original HCI by incorporating tertiary education and work experience. This brief summarizes **Oman’s** HCI+ score and its performance in building human capital.

What is Oman’s HCI+ and what does it mean?

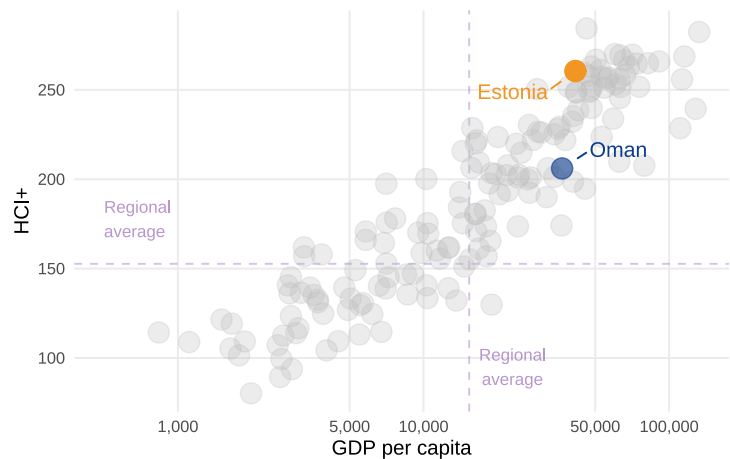
Oman’s HCI+ score is **206** (out of a maximum of **325**), reflecting its investments in **health, education, and employment**. A 10-point increase in the index would translate into approximately 10 percent higher future income. Closing the current gaps in these areas relative to high-performing countries with similar GDP per capita would boost future income by 77%.



How does Oman’s HCI+ compare to other countries?

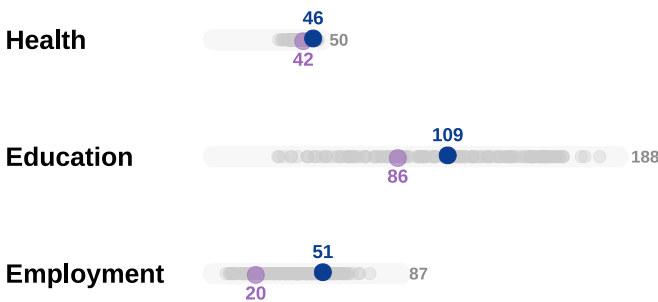
Oman’s HCI+ is higher than the average for the **Middle East, North Africa, Afghanistan & Pakistan region (147)** and lower than the average for **high-income countries (254)**.

Oman’s HCI+ score is also **55 points lower than Estonia’s**.



What explains Oman’s HCI+?

The HCI+ has three components corresponding to health, education, and employment.



The HCI+ score for the **Health pillar is 46**, slightly higher than the **regional average of 42**.

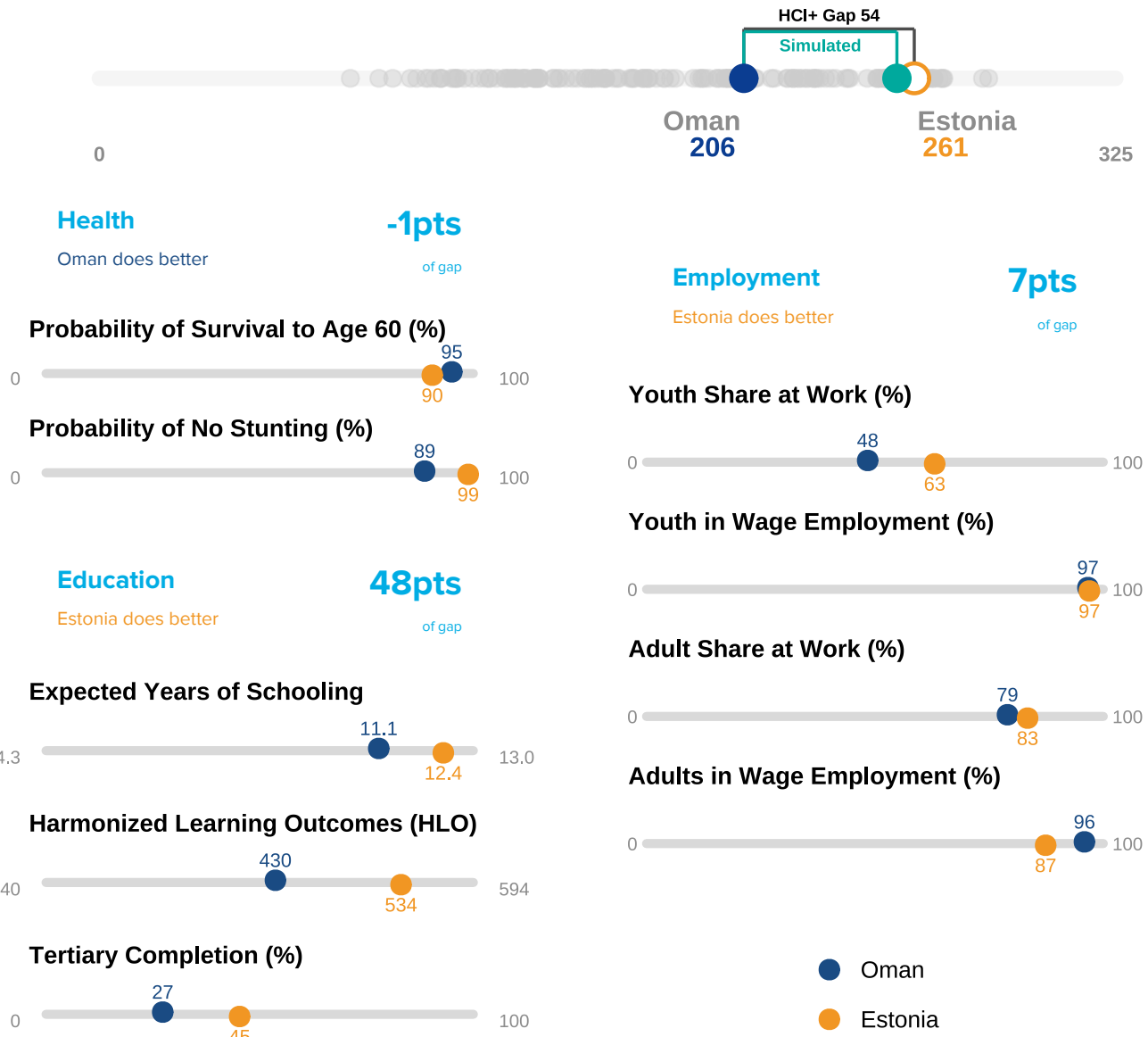
The HCI+ score for the **Education pillar is 109**, higher than the **regional average of 86**.

The HCI+ score for the **Employment pillar is 51**, higher than the **regional average of 20**.



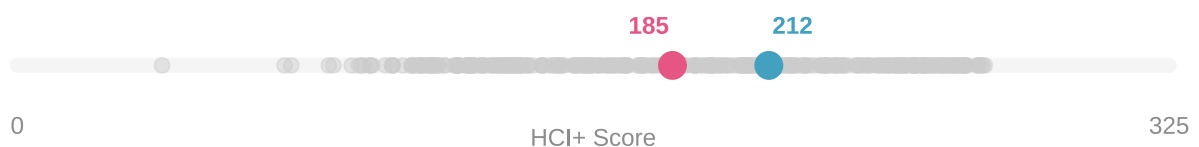
What indicators are responsible for Oman’s HCI+ gap with Estonia?

Oman’s HCI+ score (206) is lower than Estonia’s (261). The indicators that account for the largest share of the HCI+ gap between Oman and Estonia are **Harmonized Learning Outcomes (HLO), tertiary completion, and expected years of schooling**. Raising these indicators to Estonia’s levels would increase Oman’s score to 255, boosting future income by approximately 48.8%.



What is Oman’s HCI+ gender gap?

The HCI+ score for **women in Oman is 185** compared to **212 for men**. The 27-point gap indicates that women’s earning potential will be 27% lower than men’s due to differences in the human capital acquired by men and women in Oman.



Note: All values are derived from internationally comparable public datasets.

