



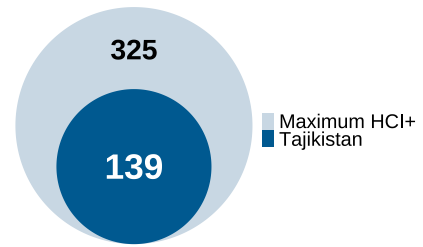
TAJIKISTAN

Region: Europe & Central Asia
Income Category: Lower-middle Income

Human capital - people’s knowledge, skills, and health - drives productivity and growth. The Human Capital Index Plus (HCI+) measures the human capital a child born today can expect to accumulate over their working life, extending the original HCI by incorporating tertiary education and work experience. This brief summarizes **Tajikistan’s** HCI+ score and its performance in building human capital.

What is Tajikistan’s HCI+ and what does it mean?

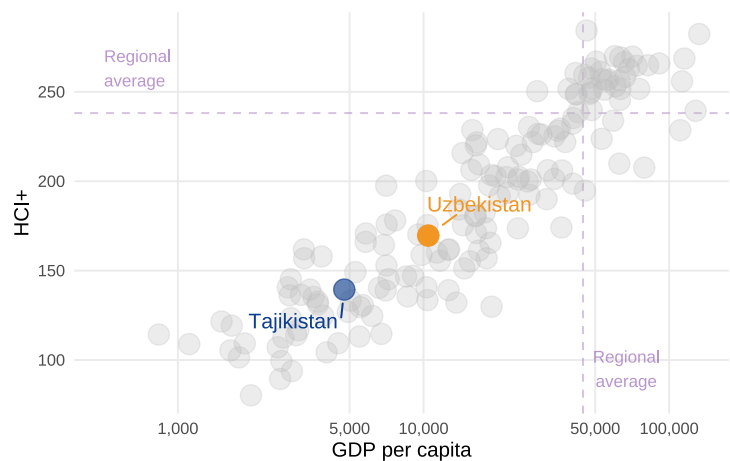
Tajikistan’s HCI+ score is **139** (out of a maximum of **325**), reflecting its investments in **health, education, and employment**. A 10-point increase in the index would translate into approximately 10 percent higher future income. Closing the current gaps in these areas relative to high-performing countries with similar GDP per capita would boost future income by 55%.



How does Tajikistan’s HCI+ compare to other countries?

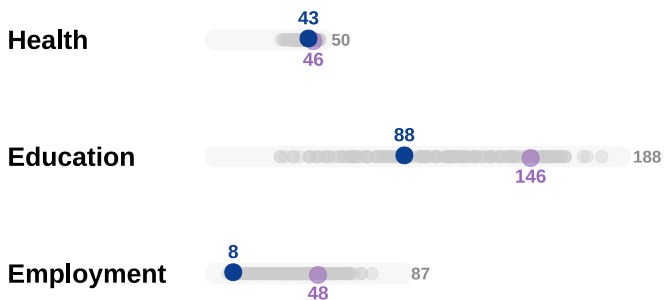
Tajikistan’s HCI+ is lower than the average for the **Europe & Central Asia region (240)** and lower than the average for **lower-middle-income countries (153)**.

Tajikistan’s HCI+ score is also **31 points lower than Uzbekistan’s**.



What explains Tajikistan’s HCI+?

The HCI+ has three components corresponding to health, education, and employment.



The HCI+ score for the **Health pillar is 43**, slightly lower than the **regional average of 46**.

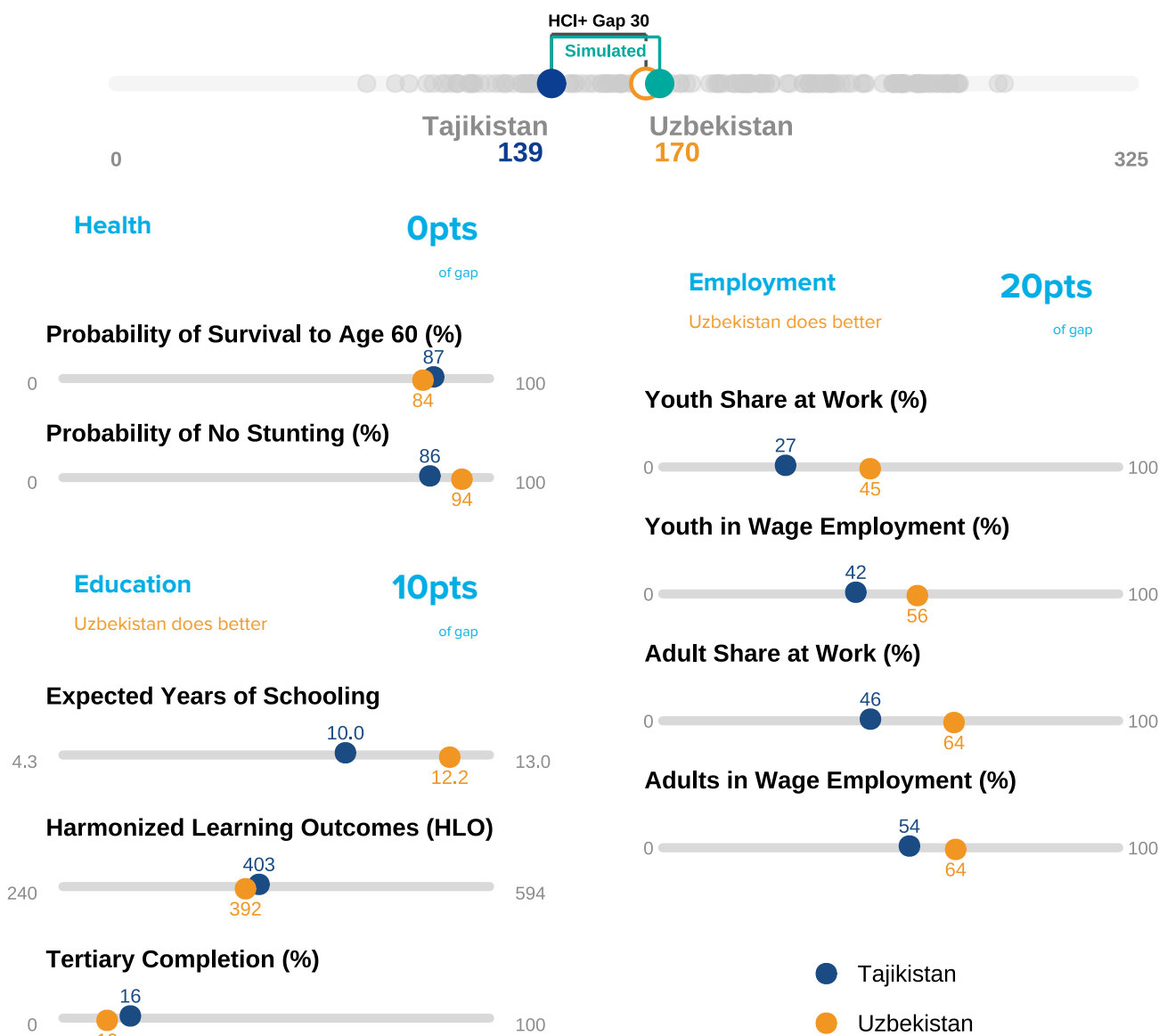
The HCI+ score for the **Education pillar is 88**, lower than the **regional average of 146**.

The HCI+ score for the **Employment pillar is 8**, lower than the **regional average of 48**.



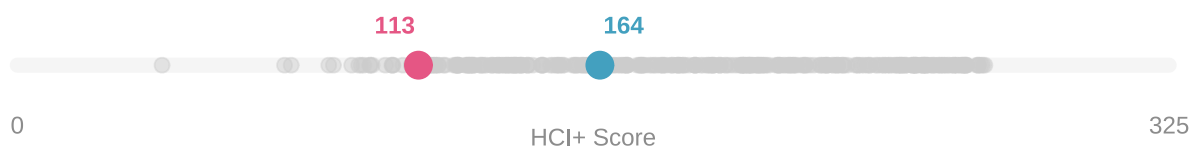
What indicators are responsible for Tajikistan's HCI+ gap with Uzbekistan?

Tajikistan's HCI+ score (139) is lower than Uzbekistan's (170). The indicators that account for the largest share of the HCI+ gap between Tajikistan and Uzbekistan are **expected years of schooling, adult share at work, and youth share at work**. Raising these indicators to Uzbekistan's levels would increase Tajikistan's score to 174, boosting future income by approximately 34.3%.



What is Tajikistan's HCI+ gender gap?

The HCI+ score for **women in Tajikistan is 113** compared to **164 for men**. The 51-point gap indicates that women's earning potential will be 51% lower than men's due to differences in the human capital acquired by men and women in Tajikistan.



Note: All values are derived from internationally comparable public datasets.

