



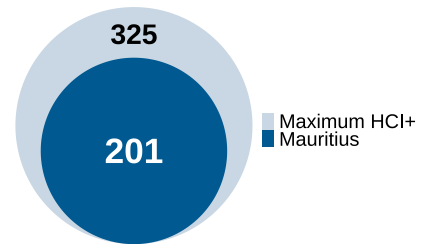
MAURITIUS

Region: Sub-Saharan Africa
Income Category: Upper-middle Income

Human capital - people’s knowledge, skills, and health - drives productivity and growth. The Human Capital Index Plus (HCI+) measures the human capital a child born today can expect to accumulate over their working life, extending the original HCI by incorporating tertiary education and work experience. This brief summarizes **Mauritius’s** HCI+ score and its performance in building human capital.

What is Mauritius’s HCI+ and what does it mean?

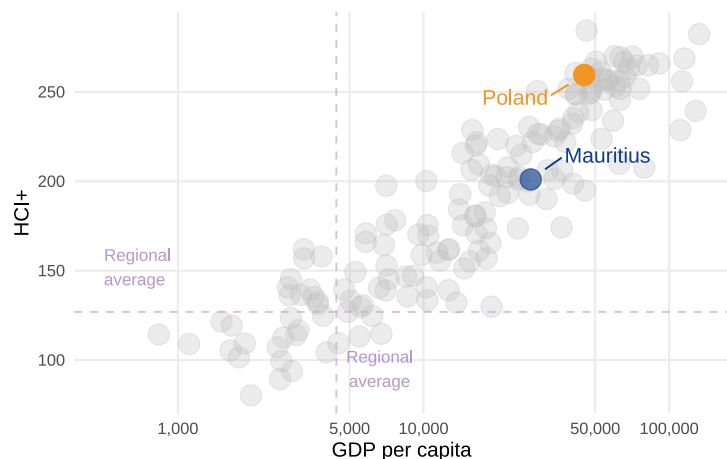
Mauritius’s HCI+ score is 201 (out of a maximum of 325), reflecting its investments in health, education, and employment. A 10-point increase in the index would translate into approximately 10 percent higher future income. Closing the current gaps in these areas relative to high-performing countries with similar GDP per capita would boost future income by 60%.



How does Mauritius’s HCI+ compare to other countries?

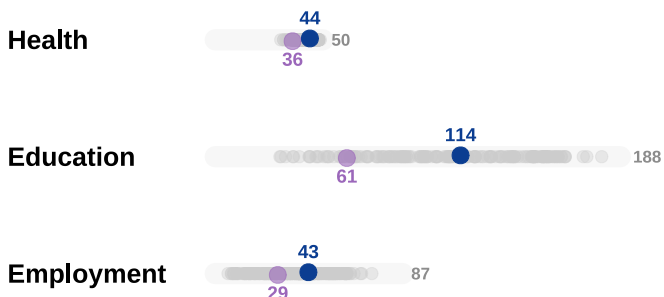
Mauritius’s HCI+ is higher than the average for the **Sub-Saharan Africa region (126)** and lower than the average for **upper-middle-income countries (204)**.

Mauritius’s HCI+ score is also **58 points lower than Poland’s.**



What explains Mauritius’s HCI+?

The HCI+ has three components corresponding to health, education, and employment.



The HCI+ score for the **Health pillar is 44**, higher than the **regional average of 36**.

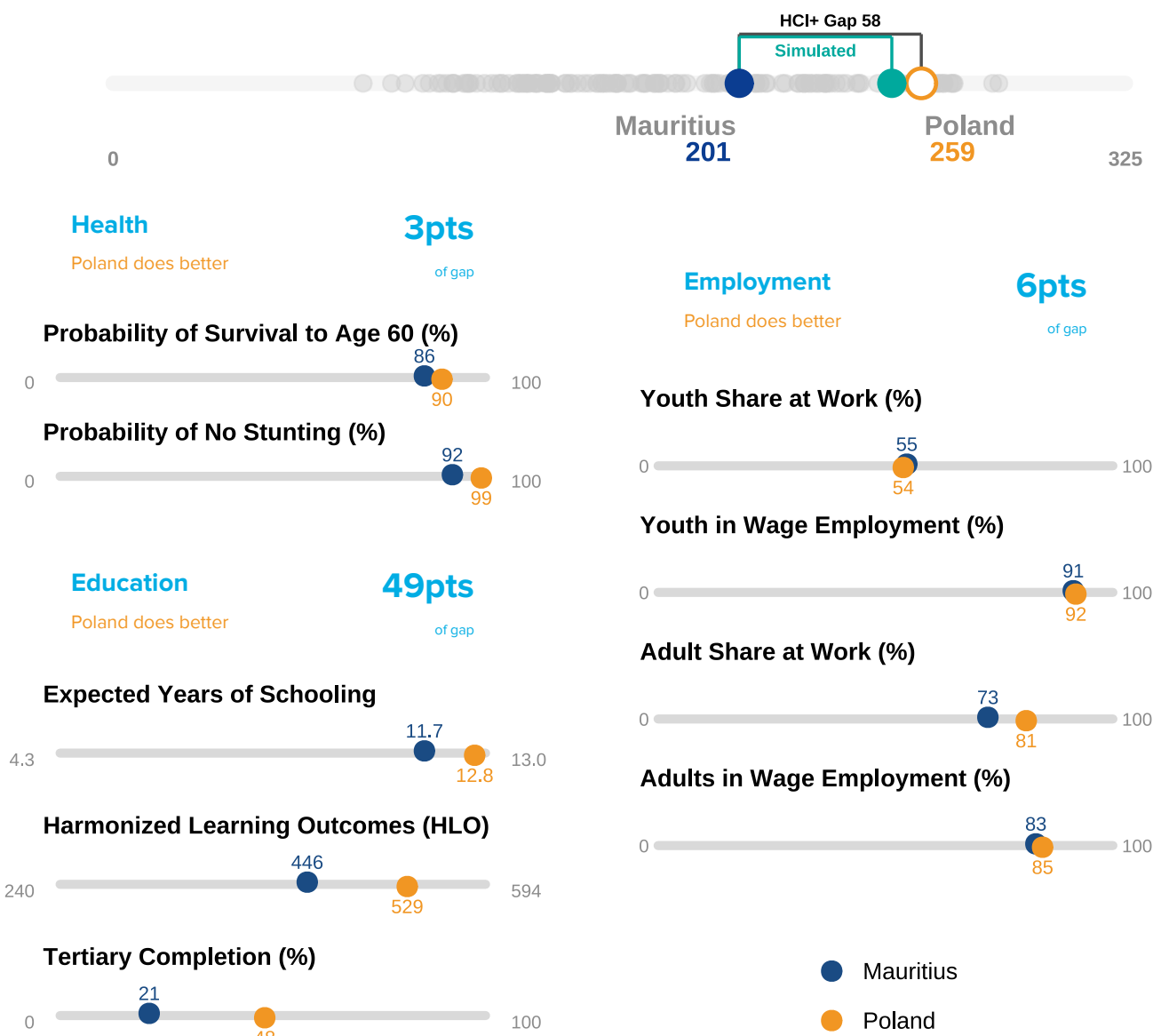
The HCI+ score for the **Education pillar is 114**, higher than the **regional average of 61**.

The HCI+ score for the **Employment pillar is 43**, higher than the **regional average of 29**.



What indicators are responsible for Mauritius's HCI+ gap with Poland?

Mauritius's HCI+ score (201) is lower than Poland's (259). The indicators that account for the largest share of the HCI+ gap between Mauritius and Poland are **Harmonized Learning Outcomes (HLO), tertiary completion, and expected years of schooling**. Raising these indicators to Poland's levels would increase Mauritius's score to 250, boosting future income by approximately 48.7%.



What is Mauritius's HCI+ gender gap?

The HCI+ score for **women in Mauritius is 196** compared to **206 for men**. The 10-point gap indicates that women's earning potential will be 10% lower than men's due to differences in the human capital acquired by men and women in Mauritius.



Note: All values are derived from internationally comparable public datasets.

