

World Bank (IBRD) Sustainable Development Bonds Impact Report FY20 | Active Projects Tables

 Fragile & Conflict-Affected Situations  COVID-19 Project  Green Bond Impact Report


| # | Link to more information | Project Name (Number Year/s Loans Approved) and Description | Country | Project Life ^a | Sector | Target Results ^b | Committed US\$ mil ^c | IBRD share ^d | Allocated US\$ mil ^e | SDGs ^f |
|---|---|---|-----------|---------------------------|---------------------------------|--|---------------------------------|-------------------------|---------------------------------|-------------------|
| 1 | https://projects.worldbank.org/en/projects-operations/project-detail/P130492 | Environmental Services Project (P130492 FY15) : support sustainable land management practices and increase communities’ monetary and non-monetary benefits in targeted Project areas which are mainly in erosion prone rural upland areas. | Albania | 27 | Agriculture, Fishing & Forestry | <ul style="list-style-type: none">● 7,500 ha where sustainable land mgt. practices were adopted.● 1,000 people in targeted communes with increased monetary or non-monetary benefits from agricultural lands, 500 of which are female.● 114,000 ha of forest brought under management plans. | 10.0 | 50% | 6.5 | |
| 2 | https://projects.worldbank.org/en/projects-operations/project-detail/P121186 | Water Resources and Irrigation Project (P121186 FY13) : establish the strategic framework to manage water resources at the national level and at the level of the Drin-Buna and Semani River basins; and improve irrigation service delivery in Selected Irrigation Systems. | Albania | 32 | Agriculture, Fishing & Forestry | <ul style="list-style-type: none">● 35,000 water users provided with new/improved irrigation and drainage services, 4,000 of which are female.● 40,000 ha provided with new irrigation or drainage services | 67.2 | 93% | 46.7 | |
| 3 | https://projects.worldbank.org/en/projects-operations/project-detail/P154447 | Smallholder Agriculture Development and Commercialization Project (P154447 FY17) : increase smallholder agriculture productivity, production and marketing for selected crops in the Project areas. | Angola | 24 | Agriculture, Fishing & Forestry | <ul style="list-style-type: none">● 40% increase in the proportion of production marketed.● 175,600 project beneficiaries, 50% of which are female.● 1,000 ha provided with irrigation and drainage services | 70.0 | 74% | 41.0 | |
| 4 | https://projects.worldbank.org/en/projects-operations/project-detail/P162316 | Integrated Risk Management in the Rural Agroindustrial System (P162316 FY18) : improve the management of agricultural risks by eligible beneficiaries and selected public institutions. | Argentina | 40 | Agriculture, Fishing & Forestry | <ul style="list-style-type: none">● 9,000 additional users accessing new and/or improved agricultural risk information systems.● 12,000 farmers with access to improved infrastructure for agricultural risk mitigation and natural resources management, 2,400 of which are female.● 5,300 farmers adopting improved agricultural technology, 1,060 of which are female.● 6,350 farmers covered under an improved agricultural emergency mechanism, 1,470 of which are female. | 150.0 | 80% | 0.9 | |
| 5 | https://projects.worldbank.org/en/projects-operations/project-detail/P161798 | Salado Integrated River Basin Management Support Project (P161798 FY17) : enhance flood protection and strengthen the capacity of the responsible institutions for integrated water resources monitoring and management in the Salado River Basin. | Argentina | 34 | Agriculture, Fishing & Forestry | <ul style="list-style-type: none">● 75,000 people benefiting from reduced flood risk.● 435 km² under enhanced flood protection● 34 km of river hydraulically enhanced.● 97 hydromet stations installed and operational. | 300.0 | 80% | 36.8 | |
| 6 | https://projects.worldbank.org/en/projects-operations/project-detail/P132846 | Forests and Community (P132846 FY15) : improve forest management; and increase access to markets and basic services by small forest producers including indigenous and campesinos in selected Northern Provinces of Argentina. | Argentina | 40 | Agriculture, Fishing & Forestry | <ul style="list-style-type: none">● 105,000 direct project beneficiaries, 52,500 of which are female.● 50% of targeted households with access to basic services and 2,000 small forest producers reporting improved access to markets. | 20.8 | 96% | 12.2 | |
| 7 | https://projects.worldbank.org/en/projects-operations/project-detail/P133705?lang=en&tab=overview | Second Community Agriculture Resource Management and Competitiveness Project (P133705 FY14) : improve pasture-based livestock management in targeted alpine grasslands areas. | Armenia | 25 | Agriculture, Fishing & Forestry | <ul style="list-style-type: none">● At least 10,000 pasture users benefit through their membership in Pasture Users’ Cooperatives.● 110,000 ha of land managed with sustainable practices. | 23.0 | 54% | 11.3 | |



| # | Link to more information | Project Name (Number Year/s Loans Approved) and Description | Country | Project Life ^a | Sector | Target Results ^b | Committed US\$ mil ^c | IBRD share ^d | Allocated US\$ mil ^e | SDGs ^f |
|----|---|--|---------|---------------------------|---------------------------------|---|---------------------------------|-------------------------|---------------------------------|-------------------|
| 8 | https://projects.worldbank.org/en/projects-operations/project-detail/P147760 | Forestry Development Project (P147760 FY15): enhance silvicultural management and reforestation and afforestation, increase the use of felling residues and improve the public good contribution from forests in targeted forest areas. | Belarus | 20 | Agriculture, Fishing & Forestry | <ul style="list-style-type: none"> ● 602,243 metric tons of CO₂ sequestered. ● 23,700,000 containers of grown seedlings per year in project-financed nurseries. ● 35,500 direct project beneficiaries, 17.5% of which are women. | 55.1 | 100% | 45.2 | |
| 9 | https://projects.worldbank.org/en/projects-operations/project-detail/P127743 | Rural Alliances Project II (P127743 FY13): improve accessibility to markets for small rural producers in the Selected Areas. | Bolivia | 25 | Agriculture, Fishing & Forestry | <ul style="list-style-type: none"> ● 30% in the average volume of sales of the product(s) involved in the alliances. ● 46,434 project beneficiaries, 30% of which are women. ● 15,960 ha provided with improved irrigation investments. | 100.0 | 61% | 22.3 | |
| 10 | https://projects.worldbank.org/en/projects-operations/project-detail/P147157 | Bahia Sustainable Rural Development Project (P147157 FY14): increase market integration, net revenues, and food security of organized beneficiaries; as well as to improve access to water supply and sanitation services of households in Project areas. | Brazil | 35 | Agriculture, Fishing & Forestry | <ul style="list-style-type: none"> ● 40,000 projects beneficiaries, 12,000 of which are female. ● 8,000 people provided with access to improved sanitation facilities. ● 1,720 direct jobs generated as a result of the Project's interventions and investments. | 150.0 | 58% | 98.3 | |
| 11 | https://projects.worldbank.org/en/projects-operations/project-detail/P159870 | Zhejiang Qiandao Lake and Xin'an River Basin Water Resources and Ecological Environment Protection Project (P159870 FY18): strengthen integrated pollution and watershed management and increase access to improved water supply in selected landscapes in support of Zhejiang's program for the protection of Qiandao Lake and Xin'an River Basin. | China | 31 | Agriculture, Fishing & Forestry | <ul style="list-style-type: none"> ● 218,100 people provided with access to improved water sources. ● Pesticide consumption reduced by 92 tons per year in project areas. ● 10,470 ha of degraded monoculture plantations converted to mixed stands with multiple species. ● 2,260 ha of denuded forests fully planted with multiple tree and shrub species. | 150.0 | 51% | 17.5 | |
| 12 | https://projects.worldbank.org/en/projects-operations/project-detail/P153604 | Poyang Lake Basin Town Water Environment Management Project (P153604 FY17): reduce the pollutant discharge into selected waterways, and improve management of water quality in selected counties in the Poyang Lake basin within Jiangxi Province. | China | 33 | Agriculture, Fishing & Forestry | <ul style="list-style-type: none"> ● 4,400,000 direct project beneficiaries, 50% of which are female. ● 2,700 tons per year of volume of COD pollution load reduction achieved. ● 99,000 tons per year of industrial or municipal solid waste reduced or recycled. ● 13,000 new household sewer connections constructed in rural area. | 150.0 | 68% | 20.6 | |
| 13 | https://projects.worldbank.org/en/projects-operations/project-detail/P125496?lang=en&tab=overview | Integrated Modern Agriculture Development (P125496 FY14): develop sustainable and climate resilient agricultural production systems by investing in improved irrigation and drainage systems and practices that address climate risk. | China | 25 | Agriculture, Fishing & Forestry | <ul style="list-style-type: none"> ● Reduced water use per ton of rice, wheat and maize produced in target regions. ● 94,000 ha of farmland served with improved irrigation and drainage services. ● 38,500 ha of leveled land and improved soil conditions. ● 380,000 farm households beneficiaries in 33 counties/districts. | 200.0 | 64% | 184.7 | |
| 14 | https://projects.worldbank.org/en/projects-operations/project-detail/P127775?lang=en&tab=overview | Guangdong Agricultural Pollution Control (P127775 FY14): promote waste management in livestock and crop production (including methane capture and use) and improve soil nutrient, fertilizer, and pesticide use. | China | 25 | Agriculture, Fishing & Forestry | <ul style="list-style-type: none"> ● 45,000 tons of annual pollution load to waterways reduced. ● 5,000 tons of annual nutrient load to waterways reduced. ● 28,000 ha with improved soil nutrient, fertilizer and pesticide use. ● 100 tons of total pesticide consumption reduced annually. ● 15,000 clients adopting an improved agricultural technology. | 100.0 | 48% | 67.1 | |
| 15 | https://projects.worldbank.org/en/projects-operations/project-detail/P133261 | Guizhou Rural Development Project (P133261 FY15): demonstrate a model for agricultural sector restructuring and modernization, improved organizational arrangements, and strengthened public service delivery in the Project Counties of Guizhou Province. | China | 35 | Agriculture, Fishing & Forestry | <ul style="list-style-type: none"> ● 60% of poor households in the community that join newly established or improved cooperatives. ● 600 km of roads, tractor roads and field paths built or improved by the project. | 100.0 | 71% | 75.3 | |

| # | Link to more information | Project Name (Number Year/s Loans Approved) and Description | Country | Project Life ^a | Sector | Target Results ^b | Committed US\$ mil ^c | IBRD share ^d | Allocated US\$ mil ^e | SDGs ^f |
|----|---|--|----------------|---------------------------|---------------------------------|---|---------------------------------|-------------------------|---------------------------------|-------------------|
| 16 | https://projects.worldbank.org/en/projects-operations/project-detail/P153115 | Hunan Integrated Management of Agricultural Land Pollution Project (P153115 FY18): demonstrate a risk-based integrated approach to managing heavy metal pollution in agricultural lands for safety of agricultural production areas in selected counties. | China | 32 | Agriculture, Fishing & Forestry | <ul style="list-style-type: none"> ● 8,000 ha of agricultural lands managed under the project. | 100.0 | 89% | 9.7 | |
| 17 | https://projects.worldbank.org/en/projects-operations/project-detail/P163138 | Guangxi Poverty Reduction Program for Results (P163138 FY18): enhance the impact and efficiency of the Guangxi Consolidated Poverty Reduction Program (CPRP) in the Targeted Counties. | China | 32 | Agriculture, Fishing & Forestry | <ul style="list-style-type: none"> ● 3,959 RMB increase in production income of registered poor households in targeted counties. ● 114,600 registered poor persons with new piped drinking water connections. ● 28 additional targeted counties with enterprises newly accredited as poverty reduction leading enterprises. ● 100,000 farmers reached with agricultural assets or services, 30,000 of which are female. | 400.0 | 100% | 182.8 | |
| 18 | https://projects.worldbank.org/en/projects-operations/project-detail/P155642?lang=en | Third South West Indian Ocean Fisheries Governance and Shared Growth Project (SWIOFish3) (P155642 FY18): to improve management of marine areas and fisheries in targeted zones and strengthen fisheries value chains in the Seychelles. | Eastern Africa | 20 | Agriculture, Fishing & Forestry | <ul style="list-style-type: none"> ● 5,000,000 ha of sustainable-use marine protected areas. ● 44% increase in key demersal indicator species stable or rebuilding in the Mahé Plateau fisheries. ● 40% increase in by-catch landed and sold in the Seychelles resulting in expansion of value chains, job creation and increased revenues in the country. | 5.0 | 33% | 1.6 | |
| 19 | https://projects.worldbank.org/en/projects-operations/project-detail/P164486 | Agricultural Productivity Program for Southern Africa - Angola & Lesotho (P164486 FY19): increase the availability of improved agricultural technologies in participating countries in the Southern Africa Development Community (SADC) region. | Eastern Africa | 25 | Agriculture, Fishing & Forestry | <ul style="list-style-type: none"> ● 100 technologies that are being made available to farmers and other end users. ● 30 technologies generated or promoted by the Project in one participating country that are released in another participating country. ● 50,000 farmers reached with agricultural assets or services. ● 50 technologies generated. ● 3 research centers rehabilitated or equipped. | 25.0 | 50% | 0.1 | SDG 9 SDG 2 |
| 20 | https://projects.worldbank.org/en/projects-operations/project-detail/P151963 | Sustainable Family Farming Modernization Project (P151963 FY16): enhance incomes of small and medium sized farm households by supporting more productive and climate-smart use of land and water. | Ecuador | 53 | Agriculture, Fishing & Forestry | <ul style="list-style-type: none"> ● 9,000 water users provided with new/improved irrigation and drainage services, 1,800 of which are female. ● 10,500 ha provided with new/improved irrigation and drainage services. | 65.0 | 62% | 13.1 | |
| 21 | https://projects.worldbank.org/en/projects-operations/project-detail/P133828 | Irrigation and Land Market Development Project (P133828 FY14): improve delivery of the irrigation and drainage services in selected areas and develop improved policies, procedures, and systems as a basis for a national land management program. | Georgia | | Agriculture, Fishing & Forestry | <ul style="list-style-type: none"> ● Additional 28 million m³ of absolute volume of irrigation water supplied to Project-rehabilitated schemes. ● 12,000 ha provided with irrigation and drainage services. ● 15,700 ha provided with improved irrigation and drainage services. ● 180,000 ha with use or ownership rights recorded. ● Additional 13,695 people benefiting from new/improved irrigation services. ● 6,400 water users provided with new/improved irrigation and drainage services. ● National irrigation and drainage strategy prepared and endorsed. | 20.4 | 41% | 0.0 | |

| # | Link to more information | Project Name (Number Year/s Loans Approved) and Description | Country | Project Life ^a | Sector | Target Results ^b | Committed US\$ mil ^c | IBRD share ^d | Allocated US\$ mil ^e | SDGs ^f |
|----|---|--|---------|---------------------------|---------------------------------|--|---------------------------------|-------------------------|---------------------------------|-------------------------|
| 22 | https://projects.worldbank.org/en/projects-operations/project-detail/P157836 | Meghalaya Community-led Landscapes Management Project (P157836 FY18): strengthen community-led landscapes management in selected landscapes in the state of Meghalaya. | India | 10 | Agriculture, Fishing & Forestry | <ul style="list-style-type: none"> • 31,510 ha of land area under sustainable management practices. • 12,585 ha of forest area brought under management plans. • 400 villages provided with capacity-building package to support community-led natural resource management. • At least 100,000 ultimate project beneficiaries. • 175,419 net sequestration of CO₂ annually, based on the project economic life. | 48.0 | 80% | 3.0 | |
| 23 | https://projects.worldbank.org/en/projects-operations/project-detail/P158798 | Jharkhand Opportunities for Harnessing Rural Growth Project (P158798 FY17): enhance and diversify household income in select farm and non-farm sectors for targeted beneficiaries in project areas. | India | 24 | Agriculture, Fishing & Forestry | <ul style="list-style-type: none"> • 50% increase in average annual household income (real) of the targeted households. • 160,000 clients who have adopted an improved agr. technology promoted by the project, 112,000 of which are women. • 18,000 ha provided with irrigation or drainage services | 100.0 | 70% | 20.2 | |
| 24 | https://projects.worldbank.org/en/projects-operations/project-detail/P158522?lang=en | Tamil Nadu Irrigated Agriculture Modernization Project (P158522 FY18): enhance productivity and climate resilience of irrigated agriculture, improve water management, and increase market opportunities for farmers and agro- entrepreneurs in selected sub-basin areas of Tamil Nadu. | India | 20 | Agriculture, Fishing & Forestry | <ul style="list-style-type: none"> • 160,000 ha provided with improved irrigation or drainage services. • Climate-resilient technologies promoted on 75,000 ha. • 500,000 project beneficiaries. • 100,000 ha under improved agronomic practises and 25,100 ha under improved fish production. • Modernized 4,741 tank irrigation systems. • 284,000 tCO₂eq. avoided annually. | 318.0 | 70% | 79.3 | |
| 25 | https://projects.worldbank.org/en/projects-operations/project-detail/P160463 | Integrated Irrigation & Agriculture Transformation Project (P160463 FY19): enhance agricultural productivity, profitability and climate resilience of smallholder farmers in selected districts of Andhra Pradesh. | India | 30 | Agriculture, Fishing & Forestry | <ul style="list-style-type: none"> • 200,000 farmers reached with agricultural assets or services, 50,000 of which are female. • Farmer's income increased by 3,931 INR. • 90,000 ha provided with new/improved irrigation or drainage services | 172.2 | 70% | 28.4 | |
| 26 | https://projects.worldbank.org/en/projects-operations/project-detail/P160408?lang=en&tab=overview | Maharashtra Project on Climate Resilient Agriculture (P160408 FY18): enhance climate resilience and profitability of smallholder farming systems in selected districts of Maharashtra. | India | 20 | Agriculture, Fishing & Forestry | <ul style="list-style-type: none"> • 20% increase in water productivity at farm level: from 0.23 to 0.276 kg per m³. • Annual reduction of 5,661,644 tCO₂eq. • 1,320,000 farmers reached with agricultural assets or services. • 624,000 ha provided with new/improved irrigation or drainage services. • Improved availability for 83,900,000 m³ of surface water storage capacity for agriculture. | 420.0 | 70% | 32.9 | |
| 27 | https://projects.worldbank.org/en/projects-operations/project-detail/P163533 | Odisha Integrated Irrigation Project for Climate Resilient Agriculture (P163533 FY20): intensify and diversify agricultural production, and enhance climate resilience in selected districts of Odisha. | India | 20 | Agriculture, Fishing & Forestry | <ul style="list-style-type: none"> • 28,800 farmers adopting improved agricultural technology. • 20% increase in productivity of selected agricultural commodities supported by the project produced by female beneficiaries. • 72,805 ha provided with new/improved irrigation or drainage services. • 200 government staff trained through project support. • 30% increase in area under crops that are less water demanding. | 165.0 | 70% | 0.7 | SDG 2 SDG 6 SDG 9 |

| # | Link to more information | Project Name (Number Year/s Loans Approved) and Description | Country | Project Life ^a | Sector | Target Results ^b | Committed US\$ mil ^c | IBRD share ^d | Allocated US\$ mil ^e | SDGs ^f |
|----|---|---|-----------|---------------------------|---------------------------------|---|---------------------------------|-------------------------|---------------------------------|-------------------------|
| 28 | https://projects.worldbank.org/en/projects-operations/project-detail/P165129 | Integrated Project for Source Sustainability and Climate Resilient Rain-fed Agriculture in Himachal Pradesh (P165129 FY20): improve upstream watershed management and increase agricultural water productivity in selected Gram Panchayats in Himachal Pradesh. | India | 20 | Agriculture, Fishing & Forestry | <ul style="list-style-type: none"> ● 12,000 ha under sustainable landscape management practices. ● 200 ha of new farm area brought under higher efficiency irrigation through project support in targeted Gram Panchayats in Himachal Pradesh. ● 50% of participating farmers adopting climate smart agriculture practices. ● 5 reforms recommended by the institutional assessments that are implemented. ● 20,000 farmers reached with agricultural assets or services. ● 10,000 farmers adopting improved agricultural technology. ● 1,500 ha provided with new/improved irrigation or drainage services. | 80.0 | 80% | 1.8 | SDG 2 SDG 6 SDG 9 |
| 29 | https://projects.worldbank.org/en/projects-operations/project-detail/P104164 | National Rural Livelihoods (P104164 FY12): establish efficient and effective institutional platforms of the rural poor to enable them to increase household income through sustainable livelihood enhancements, and improved access to financial and selected public services. | India | 20 | Agriculture, Fishing & Forestry | <ul style="list-style-type: none"> ● 20% increase in income of households that have accessed technical and financial services. ● 80,000 individual and collective enterprises supported. ● 500,000 farmers adopting improved agricultural technology, 40,000 of which are women. | 250.0 | 21% | 13.9 | |
| 30 | https://projects.worldbank.org/en/projects-operations/project-detail/P151072 | National Agricultural Higher Education Project (P151072 FY18): support Participating Agricultural Universities and ICAR in providing more relevant and higher quality education to Agricultural University students. | India | 24 | Agriculture, Fishing & Forestry | <ul style="list-style-type: none"> ● 90,000 project beneficiaries, 50% of which are female. ● 18 accredited agricultural universities with revised norms and standards. ● Increase by 51.5% in agricultural universities revenue generation. | 82.5 | 50% | 29.2 | |
| 31 | https://projects.worldbank.org/en/projects-operations/project-detail/P089985 | Dam Rehabilitation and Improvement (P089985 FY10): improve the safety and operational performance of selected existing dams in the territory of the participating states. | India | 19 | Agriculture, Fishing & Forestry | <ul style="list-style-type: none"> ● 158 project dams with the improved ability to safely cater for the design floods. ● 98 project dams with acceptable stability and seepage. ● 150 project dams where emergency response plans have been prepared and disseminated to the population. ● 30% increase in the required budget per state for adequate O&M. | 201.7 | 71% | 136.8 | |
| 32 | https://projects.worldbank.org/en/projects-operations/project-detail/P127813?lang=en&tab=overview | Coral Reef Rehabilitation and Management Program-Coral Triangle Initiative (P127813 FY14): protect and sustainably manage unique coral ecosystems in selected districts and provinces. | Indonesia | 20 | Agriculture, Fishing & Forestry | <ul style="list-style-type: none"> ● Reduce destructive fishing in selected areas. ● 1,140 direct beneficiaries in fishing communities. ● 1.4 million ha of marine areas brought under biodiversity protection. | 47.4 | 89% | 34.0 | |
| 33 | https://projects.worldbank.org/en/projects-operations/project-detail/P157585?lang=en | Strategic Irrigation Modernization and Urgent Rehabilitation Project (P157585 FY18): improve irrigation services and strengthen accountability of irrigation schemes management in selected areas. | Indonesia | 30 | Agriculture, Fishing & Forestry | <ul style="list-style-type: none"> ● 276,000 area provided with new/improved irrigation or drainage services. ● Reduced net annual average emissions by 439,743 tons of CO₂ eq. ● Increase by 20% crop intensity. ● 300,000 farmer households provided with improved irrigation services. | 250.0 | 43% | 6.0 | |

| # | Link to more information | Project Name (Number Year/s Loans Approved) and Description | Country | Project Life ^a | Sector | Target Results ^b | Committed US\$ mil ^c | IBRD share ^d | Allocated US\$ mil ^e | SDGs ^f |
|----|---|---|------------|---------------------------|---------------------------------|---|---------------------------------|-------------------------|---------------------------------|--------------------------|
| 34 | https://projects.worldbank.org/en/projects-operations/project-detail/P160661 | Program to Accelerate Agrarian Reform (P160661 FY19): establish clarity on actual land rights and land use at the village level in the target areas. | Indonesia | 20 | Agriculture, Fishing & Forestry | <ul style="list-style-type: none">● 15.6% increase in the share of project target area land parcels mapped in a parcel map (equivalent to 4,300 land parcels mapped).● 1,200 project beneficiaries (landholders, concessionaires, government agencies, community members) in the project target areas with their land parcels mapped.● 43% increase in the share of target areas with available and accessible geospatial data.● 14% increase in the share of project target area land rights registered to the land register. | 200.0 | 83% | 18.0 | |
| 35 | https://projects.worldbank.org/en/projects-operations/project-detail/P166279 | Second Rural Economic Development Initiative (REDI II) Project (P166279 FY20): enhance access to markets and to climate resilient approaches for targeted beneficiaries. | Jamaica | 30 | Agriculture, Fishing & Forestry | <ul style="list-style-type: none">● 100% of the 200 participating rural enterprises have accessed new markets.● 210 targeted beneficiaries reached with project-supported climate resilient approaches.● 80% of participating rural enterprises operating on or above the projections (gross sales value) of their business plan.● 4,300 direct jobs created by the project.● 9,000 participants from rural enterprises taking part in capacity development activities.● 40% participants from rural enterprises taking part in Climate Resilient Approches training.● 30% participants from rural enterprises taking part in market access training. | 40.0 | 95% | 0.1 | SDG 17 SDG 2 SDG 9 |
| 36 | https://projects.worldbank.org/en/projects-operations/project-detail/P086592 | Second Irrigation and Drainage Improvement (P086592 FY13): improve irrigation and drainage service delivery to support farmers in the Project areas. | Kazakhstan | 26 | Agriculture, Fishing & Forestry | <ul style="list-style-type: none">● 100,000 ha provided with improved irrigation and drainage services.● 120,000 water users provided with new/improved irrigation and drainage services, 60,000 of which are female. | 102.9 | 30% | 21.0 | |
| 37 | https://projects.worldbank.org/en/projects-operations/project-detail/P164424 | Second Institutional Development and Agriculture Strengthening Project (P164424 FY18): improve the competitiveness of agriculture and fisheries in Montenegro through enhanced delivery of government support in alignment with EU accession requirements. | Montenegro | 30 | Agriculture, Fishing & Forestry | <ul style="list-style-type: none">● 20% increase in sales per productive unit supported by the project.● 1,500 farmers reached with agricultural assets or services, 150 of which are female.● 5,000 days of training provided.● Volume of fish produced within Montenegro quotas increased by 500 metric tons per year. | 34.9 | 100% | 4.9 | |
| 38 |  https://projects.worldbank.org/en/projects-operations/project-detail/P150930?lang=en | Large Scale Irrigation Modernization (P150930 FY16): expand agriculture through the adoption of irrigation techniques that make more efficient use of water resources, while building better ties between farmers and markets. | Morocco | 25 | Agriculture, Fishing & Forestry | <ul style="list-style-type: none">● 9,274 farmers benefit.● 100% of area with access to water on demand in peak period.● 20,700 ha with improved irrigation technologies. | 150.0 | 80% | 92.9 | |
| 39 | https://projects.worldbank.org/en/projects-operations/project-detail/P125999 | Punjab Irrig Agri Productivity Improvement Program (P125999 FY12): improve productivity of water use in irrigated agriculture. | Pakistan | 30 | Agriculture, Fishing & Forestry | <ul style="list-style-type: none">● Reduction in water losses improved by 10%.● 120,000 acres with improved agricultural technology.● 5,700 new watercourses improved. | 130.0 | 31% | 33.8 | |
| 40 | https://projects.worldbank.org/en/projects-operations/project-detail/P088799 | PRODERS Sustainable Agriculture & Rural Development (P088799 FY08): improve in a sustainable way the socio-economic condition of Small-Scale Farmers and Indigenous Communities in the Project Area,through the support of actions to strengthen their communityorganization, self-governance, and access to markets and value chains. | Paraguay | 38 | Agriculture, Fishing & Forestry | <ul style="list-style-type: none">● 10,000 farms that increase their agricultural income by at least 30%.● 60 indigenous communities which gained access to water and/or electricity thanks to the project. | 137.5 | 94% | 135.8 | |

| # | Link to more information | Project Name (Number Year/s Loans Approved) and Description | Country | Project Life ^a | Sector | Target Results ^b | Committed US\$ mil ^c | IBRD share ^d | Allocated US\$ mil ^e | SDGs ^f |
|----|---|--|-------------|---------------------------|---------------------------------|---|---------------------------------|-------------------------|---------------------------------|--------------------------|
| 41 |  https://projects.worldbank.org/en/projects-operations/project-detail/P131013?lang=en&tab=overview | National Agriculture Innovation Program (P131013 FY14): strengthen the national agricultural innovation system and integrate climate change criteria into project such as adaptive research, seed improvements and skills development, among others. | Peru | 10 | Agriculture, Fishing & Forestry | <ul style="list-style-type: none">● 20,000 small and medium farmers adopting new technologies.● 61 new technologies demonstrated on farms.● 450,000 potential farmers beneficiaries. | 40.0 | 31% | 39.2 | |
| 42 | https://projects.worldbank.org/en/projects-operations/project-detail/P155902 | National Program for Innovation in Fisheries and Aquaculture (P155902 FY17): strengthen the Borrower's capacity in the delivery of innovations in the fisheries and aquaculture value chains. | Peru | 16 | Agriculture, Fishing & Forestry | <ul style="list-style-type: none">● 532 innovations made available for use by actors in fisheries and aquaculture value chains.● 130 communities involved in planning, implementation and/or evaluation of research programs in fisheries and aquaculture.● 12,758 project beneficiaries (productive agents), 2,552 of which are female.● 9,550 project beneficiaries (Innovation agents: professionals/technicians), 3,820 of which are women. | 40.0 | 33% | 28.3 | |
| 43 |  https://projects.worldbank.org/en/projects-operations/project-detail/P132317?lang=en&tab=overview | Rural Development (P132317 FY15): improve the resilience of small-scale farmers and fishermen to climate change by helping them recover and increase income-generating activities and strengthening the conservation of coastal and marine resources. | Philippines | 30 | Agriculture, Fishing & Forestry | <ul style="list-style-type: none">● Increase incomes of about 1.9 million farmers and fishermen and the value of their products.● Average travel time from farm to markets reduced by 30% through 1,265 km of new roads. | 569.8 | 80% | 403.7 | |
| 44 | https://projects.worldbank.org/en/projects-operations/project-detail/P165973 | Saramacca Canal System Rehabilitation Project (P165973 FY19): reduce flood risk for the people and assets in the greater Paramaribo area and improve the operation of the Saramacca Canal System. | Suriname | 36 | Agriculture, Fishing & Forestry | <ul style="list-style-type: none">● Introduction of a risk-based maintenance system for the drainage of the Saramacca Canal System.● 57,000 people benefitting from reduced flood risk for a 10-year return period.● Engineering design completed for the works for the improved capacity of the Saramacca Canal to discharge water into the Suriname and Saramacca Rivers.● Updated guidelines and operational procedures for managing flood control and navigation of the Saramacca Canal drainage system.● 13 hospitals supplied with protective gear to fight against the COVID-19 pandemics.● Interventions for the selected pilot works to improve localized drainage completed. | 35.0 | 100% | 1.6 | SDG 6 SDG 2 SDG 13 |
| 45 | https://projects.worldbank.org/en/projects-operations/project-detail/P151030 | Integrated Landscapes Management in Lagging Regions Project (P151030 FY17): improve landscape management and access to economic opportunities for targeted rural communities in the North West and Center West regions of Tunisia. | Tunisia | 39 | Agriculture, Fishing & Forestry | <ul style="list-style-type: none">● 100,000 ha of land area under sustainable landscape management practices.● 350 farmers associations and MSMEs in selected agricultural products with improved access to key buyers and/or markets. | 52.0 | 76% | 10.1 | |

| # | Link to more information | Project Name (Number Year/s Loans Approved) and Description | Country | Project Life ^a | Sector | Target Results ^b | Committed US\$ mil ^c | IBRD share ^d | Allocated US\$ mil ^e | SDGs ^f |
|----|---|---|------------|---------------------------|---------------------------------|--|---------------------------------|-------------------------|---------------------------------|---------------------------|
| 46 | https://projects.worldbank.org/en/projects-operations/project-detail/P160245 | Irrigated Agriculture Intensification Project (P160245 FY18): improve the reliability and efficiency of the irrigation and drainage services and strengthen market linkages for irrigated products in selected irrigation schemes; and improve availability of equipment and supplies for COVID-19 response. | Tunisia | 35 | Agriculture, Fishing & Forestry | <ul style="list-style-type: none"> ● 50% reduction in water service disruption. ● 15% increase in irrigation system efficiency. ● 25,900 hectares provided with new/improved irrigation or drainage services. ● 1,000 farmers reached with agricultural assets or services, 200 of which are female. ● 3,500 farmers provided with new or improved irrigation and drainage services. ● 100% of project-supported health facilities and laboratories provided with COVID-19 response equipment and supplies. ● 100% of healthcare facilities and laboratories confirming receipt of COVID-19 response equipment within 30 days of in-country delivery. | 140.0 | 82% | 22.7 | |
| 47 | https://projects.worldbank.org/en/projects-operations/project-detail/P158418 | Irrigation Modernization (P158418 FY19): to improve irrigation delivery, through rehabilitation and modernization of distribution infrastructure in selected schemes, and through strengthening of capacity of Water Users Associations. | Turkey | 30 | Agriculture, Fishing & Forestry | <ul style="list-style-type: none"> ● 50,764 ha provided with new/improved irrigation or drainage services. ● 17,312 users provided with improved irrigation service. ● 15,911 tCO₂ eq. emissions avoided annually. ● 15% increase in irrigation efficiency. ● 1,521 km of modernized irrigation network. ● 80% of grievances addressed within stipulated timeframe. | 252.0 | 99% | 10.9 | SDG 9 SDG 6 SDG 2 |
| 48 | https://projects.worldbank.org/en/projects-operations/project-detail/P166941 | Accelerating Private Investment in Agriculture Program (P166941 FY19): alleviate select constraints to increased participation of the private sector, in particular small and medium-sized enterprises (SMEs), in agricultural input and output markets of Ukraine. | Ukraine | 23 | Agriculture, Fishing & Forestry | <ul style="list-style-type: none"> ● 60% of state support funds allocated to agricultural SMEs. ● 60% of food businesses newly registered as exporters of food of animal origins are SMEs. ● 50% of ultimate beneficiaries reached with Program activities are women. ● 85% of program beneficiaries have benefitted from improved service provisions. | 200.0 | 15% | 0.5 | SDG 2 SDG 15 SDG 17 |
| 49 | https://projects.worldbank.org/en/projects-operations/project-detail/P124181?lang=en&tab=overview | Sustainable Management of Natural Resources and Climate Change (P124181 FY12): improve farm environmental management and reduce greenhouse gas emissions by promoting improved agriculture and livestock management. | Uruguay | 21 | Agriculture, Fishing & Forestry | <ul style="list-style-type: none"> ● Improve water use in irrigation and livestock production systems. ● Improve pasture management and other productivity measures. ● 4,000 family and medium-sized farmers benefitting from the project and 7,500 additional farmers provided with training. | 91.0 | 100% | 57.7 | |
| 50 | https://projects.worldbank.org/en/projects-operations/project-detail/P153613 | Livestock Sector Development Project (P153613 FY17): improve livestock productivity and access to market in selected regions. | Uzbekistan | 30 | Agriculture, Fishing & Forestry | <ul style="list-style-type: none"> ● Increase by 15% in total value of livestock products sold by beneficiaries. ● 35,000 farmers reached with agricultural assets or services, 15,000 of which are female. | 30.0 | 13% | 30.0 | |
| 51 | https://projects.worldbank.org/en/projects-operations/project-detail/P127764 | South Karakalpakstan Water Resources Management Improvement (P127764 FY14): restore irrigation and improve water management in the project area in a sustainable and financially efficient manner. | Uzbekistan | 30 | Agriculture, Fishing & Forestry | <ul style="list-style-type: none"> ● 80% reduction in annual public and Water Consumer Association expenditures for pumping. ● 50% increase in collection rate by Water Consumer Association to cover O&M costs. ● 56,000 water users provided with new/improved irrigation and drainage services. ● 40 operational Water Consumer Associations created and/or strengthened. ● 89,000 ha provided with improved irrigation or drainage services. | 0.0 | 5% | 0.0 | |

| # | Link to more information | Project Name (Number Year/s Loans Approved) and Description | Country | Project Life ^a | Sector | Target Results ^b | Committed US\$ mil ^c | IBRD share ^d | Allocated US\$ mil ^e | SDGs ^f |
|----|---|---|-----------|---------------------------|-----------|---|---------------------------------|-------------------------|---------------------------------|--------------------------|
| 52 | https://projects.worldbank.org/en/projects-operations/project-detail/P133195 | Second Rural Education Improvement Project (P133195 FY15): support the national Government to reduce repetition rates in Primary Education and increase enrollment in, and completion rates of, Secondary Education, all in Argentina's rural areas. | Argentina | 41 | Education | <ul style="list-style-type: none"> ● Decrease by 0.3% in the average repetition rate in primary schools in rural areas. ● Increase by 5.5% in the number of students entering the first year of secondary school in rural areas as a proportion of students who finished primary school in rural areas. ● Increase by 5% in the total number of students enrolled in the 1st grade of upper secondary completing the last year of upper secondary education (12th grade) in rural areas, including students that repeat. ● 160 new schools or schools to be refurbished per province defined and agreed upon. | 250.5 | 100% | 213.8 | |
| 53 | https://projects.worldbank.org/en/projects-operations/project-detail/P168911 | Improving Inclusion in Secondary and Higher Education (P168911 FY19): reduce dropout rates in basic and higher education among the most vulnerable and strengthen the Borrower's education evaluation systems. | Argentina | 39 | Education | <ul style="list-style-type: none"> ● 9% of average dropout rate of ASISTIRE (an early dropout prevention program) schools in selected provinces. ● 17% of persistence in the first two years of higher education for the most vulnerable youth. ● Academic certification system for basic education scholars implemented. ● 3 large-scale primary/secondary learning assessments completed. | 341.0 | 100% | 60.9 | SDG 4 SDG 8 SDG 13 |
| 54 | https://projects.worldbank.org/en/projects-operations/project-detail/P130182 | Education Improvement Project (P130182 FY14): improve school readiness of children entering primary education, improve physical conditions and the availability of educational resources in upper secondary schools, and support improved quality and relevance in higher education institutions in Armenia. | Armenia | 35 | Education | <ul style="list-style-type: none"> ● 12 additional high schools targeted by the project which meet Armenia's construction & safety standards. ● 107 additional high schools equipped with education resources provided by the project. ● System for learning assessment at the primary level implemented. ● 162 classrooms rehabilitated in high schools resulting from project interventions. ● 3,450 five to six year old children enrolled in preschools supported by the project | 15.0 | 40% | 10.3 | |
| 55 | https://projects.worldbank.org/en/projects-operations/project-detail/P148181 | Education Modernization Project (P148181 FY16): improve access to a quality learning environment in selected general secondary education institutions; and strengthen the Belarus' student assessment and education management information systems. | Belarus | 21 | Education | <ul style="list-style-type: none"> ● 65,000 students benefitting from an improved learning environment in general secondary schools targeted nu the project, 32,500 of which are female. ● Belarus' participation in PISA supported. ● 13,000 students from closed/reorganized schools accomodated in schools with improved learning environment, 6,500 of which are female. ● 300 schools rehabilitated under the project to meet minimum conditions for a quality learning environment. | 152.3 | 100% | 34.5 | |
| 56 | https://projects.worldbank.org/en/projects-operations/project-detail/P107146 | Acre Social and Economic Inclusion and Sustainable Development Project PROACRE (P107146 FY09): assist GoAc in its efforts to improve outcomes in economic opportunity, health and education for target populations in urban and rural areas. | Brazil | 35 | Education | <ul style="list-style-type: none"> ● 3,300 additional households benefiting from connection to sewage system. ● 13,300 people benefiting from improved solid waste disposal and 13,300 from improved micro drainage service. ● 8,800 new students in fundamental schools and 5,300 in secondary schools. ● 75% increase in the population registered in the family health program. | 256.5 | 90% | 187.2 | |

| # | Link to more information | Project Name (Number Year/s Loans Approved) and Description | Country | Project Life ^a | Sector | Target Results ^b | Committed US\$ mil ^c | IBRD share ^d | Allocated US\$ mil ^e | SDGs ^f |
|----|---|---|---------|---------------------------|-----------|---|---------------------------------|-------------------------|---------------------------------|-------------------|
| 57 | https://projects.worldbank.org/en/projects-operations/project-detail/P129342 | Piaui: Pillars of growth and Social inclusion project (P129342 FY16): reduce dropout of students in public secondary education; increase access to diagnosis and treatment for patients with chronic diseases; expand the registration of groundwater users in rural areas and land tenure regularization; and increase the participation of poor family farmers in rural productive value chains. | Brazil | 24 | Education | <ul style="list-style-type: none"> Dropout rate in public Secondary Education decreased by 1.5%. 3,800 students enrolled in the Youth Savings Program who pass to the next grade. Learning assessment tests carried out in public Secondary Education and results disseminated at state and school level. 176,981 project beneficiaries, 60% of which are female. | 120.0 | 11% | 99.2 | |
| 58 | https://projects.worldbank.org/en/projects-operations/project-detail/P163868 | Support to Upper Secondary Reform in Brazil Operation (P163868 FY18): strengthen the capacity of the state secretariats of education to implement the upper secondary reform, prioritizing vulnerable schools, and to increase the Index of Basic Education Development in targeted full-time upper secondary schools in Brazil's territory. | Brazil | 41 | Education | <ul style="list-style-type: none"> 27 States where at least 50 percent of vulnerable schools have implemented the New Curriculum. 18% increase in the Basic Education Development Index (IDEB) in targeted Full-time Schools. 27 States where the average absolute gender gap of enrollment in formative itineraries is less than 5%. 2,400,000 students benefiting from direct interventions to enhance learning. | 250.0 | 100% | 43.6 | |
| 59 | https://projects.worldbank.org/en/projects-operations/project-detail/P163437 | Strengthening of State Universities in Chile (P163437 FY18): improve quality and equity within State Universities and to strengthen their institutional capacity to address regional and national development challenges. | Chile | 22 | Education | <ul style="list-style-type: none"> Decrease by 1% in dropout rate of 3rd year vulnerable students. 1,048 Peer reviewed publications at State Universities. 7 institutions that improve their accreditation level. 20% of last year students who have received quality career services | 50.1 | 13% | 20.1 | |
| 60 | https://projects.worldbank.org/en/projects-operations/project-detail/P152860 | Yunnan Early Childhood Education Innovation Project (YECEIP) (P152860 FY17): improve the access and quality of ECE provision in the project counties in Yunnan Province. | China | 38 | Education | <ul style="list-style-type: none"> 15% increase in 3-year kindergarten Gross Enrollment Ratio in Project counties. 16% increase in the number of teachers with kindergarten teaching certificates. 17,291 project beneficiaries, 50% of which are female. 170 kindergarten classes constructed or renovated under the Project. 158 kindergartens that comply with the new kindergarten quality standards. Increase by 23% in University graduate employment rate, as kindergarten teachers. | 50.0 | 67% | 31.1 | |
| 61 | https://projects.worldbank.org/en/projects-operations/project-detail/P154621 | Guangdong Compulsory Education Project (P154621 FY18): improve learning facilities and teaching quality in selected public primary and junior secondary schools in project counties. | China | 32 | Education | <ul style="list-style-type: none"> 22,800 additional teachers trained. 532,000 students benefiting from direct interventions to enhance learning 15,200 classrooms with ICT installed. | 120.0 | 43% | 24.2 | |
| 62 | https://projects.worldbank.org/en/projects-operations/project-detail/P154623 | Gansu Technical and Vocational Education and Training Project (P154623 FY17): improve the quality and relevance of project schools in Gansu and strengthen the school and industry linkage. | China | 36 | Education | <ul style="list-style-type: none"> 15% increase in graduates finding initial employment within 6 months in specialties in which they were trained. 28,199 graduates working in enterprises with which schools cooperated. 456 instructors practiced in the enterprises. 150 enterprises having cooperated with schools based on the agreement. 9,082 trainees who participated in short-term training programs. 1,550,808 m² of new construction area. | 120.0 | 83% | 58.0 | |

| # | Link to more information | Project Name (Number Year/s Loans Approved) and Description | Country | Project Life ^a | Sector | Target Results ^b | Committed US\$ mil ^c | IBRD share ^d | Allocated US\$ mil ^e | SDGs ^f |
|----|---|---|--------------------|---------------------------|-----------|---|---------------------------------|-------------------------|---------------------------------|-------------------|
| 63 | https://projects.worldbank.org/en/projects-operations/project-detail/P117596 | Guangdong Social Security Integration and Rural Worker Training (P117596 FY13) : enhance portability of social security data and beneficiary entitlements, and to strengthen the skills base and employment prospects of urban and rural workers in Guangdong. | China | 30 | Education | <ul style="list-style-type: none"> ● 20% increase in trainees who pass skill assessment tests (Degree Course). ● 90% increase in provincial standards which have been adopted by prefectures. ● Increase by more than 35% in graduates finding initial employment (short-term training). | 80.0 | 53% | 70.9 | |
| 64 | https://projects.worldbank.org/en/projects-operations/project-detail/P160446 | Access and Quality in Higher Education Project - PACES (P160446 FY17) : improve the quality of tertiary education in participating institutions and to increase the enrollment of students from disadvantaged socioeconomic backgrounds in quality programs. | Colombia | 29 | Education | <ul style="list-style-type: none"> ● 261,528 additional students from disadvantaged backgrounds enrolled in tertiary education who are enrolled in accredited programs or institutions. ● 5,294 students from low socioeconomic strata who obtain a loan with ICETEX (the Colombian Institute for Educational Credit and Technical Studies Abroad). ● 15,000 new students from disadvantaged socioeconomic backgrounds obtaining an ICETEX student loan through a partnership or administrative fund. ● 2.1% increase in the number of new student loans given to indigenous, afro-Colombians, and Roma people. ● 1.6% increase in the number of new student loans given to victims of violence. | 320.0 | 69% | 136.0 | |
| 65 | https://projects.worldbank.org/en/projects-operations/project-detail/P146831 | Support to the National Education Pact Project (P146831 FY16) : recruit and train primary and secondary school teachers, assess student learning in primary and secondary education, evaluate the quality of service provided by Public Early Childhood Development Centers, and (iv) enhance the process for decentralizing public school management. | Dominican Republic | 40 | Education | <ul style="list-style-type: none"> ● 1,289,820 project beneficiaries, 53% of which are female. ● 130,000 teachers recruited or trained. ● 80% of teachers evaluated though teacher evaluation system designed and implemented. | 50.0 | 100% | 36.1 | |
| 66 | https://projects.worldbank.org/en/projects-operations/project-detail/P152096 | Supporting Education Reform in Targeted Circuits (P152096 FY16) : increase enrollment in early education and improve the persistence rate in lower secondary education and upper secondary education in the targeted circuits. | Ecuador | 50 | Education | <ul style="list-style-type: none"> ● Increase by 10% in persistence rate from lower through upper secondary education. ● 2,301 additional students enrolled in early education in targeted circuits. ● 387 additional teachers and school management staff of the targeted circuits that have completed graduate-level studies in selected subjects. ● 28,704 project beneficiaries, 50% of which are female. | 138.0 | 89% | 48.3 | |
| 67 | https://projects.worldbank.org/en/projects-operations/project-detail/P157425 | Transformation of the Tertiary Technical and Technological Institutes Project (P157425 FY17) : increase enrollment and persistence in public technical and technological programs designed and implemented in collaboration with Employers, and to strengthen the institutional management of Tertiary Technical and Technological Education. | Ecuador | 52 | Education | <ul style="list-style-type: none"> ● 14,747 additional students enrolled in public technical and technological programs designed and implemented in collaboration with employers. ● 74% increase in persistence rate in technical and technological programs designed and implemented in collaboration with employers. ● 1,475 teachers and management staff trained. ● 6 ISTs (Technical and Technological Training Institute) built or rehabilitated in the targeted provinces. | 52.1 | 88% | 3.9 | |

| # | Link to more information | Project Name (Number Year/s Loans Approved) and Description | Country | Project Life ^a | Sector | Target Results ^b | Committed US\$ mil ^c | IBRD share ^d | Allocated US\$ mil ^e | SDGs ^f |
|----|---|--|-------------------------|---------------------------|-----------|--|---------------------------------|-------------------------|---------------------------------|--------------------------|
| 68 | https://projects.worldbank.org/en/projects-operations/project-detail/P157809 | Supporting Egypt Education Reform Project (P157809 FY18): improve teaching and learning conditions in public schools. | Egypt, Arab Republic of | 40 | Education | <ul style="list-style-type: none"> ● 50% increase in kindergartens that reach higher quality standards according to the Quality Assurance System. ● 35% increase in teachers demonstrating improved teaching practices. ● First cohort of students graduates from secondary education under the new GPA based assessment and certification system. ● Education Technology entity established and fully operational. ● 90% of existing classroom spaces refurbished and equipped. | 500.0 | 25% | 231.3 | |
| 69 | https://projects.worldbank.org/en/projects-operations/project-detail/P146152 | Skills Development and Employability Project (P146152 FY16): improve effectiveness of vocational training, short term skills development, and entrepreneurship programs in key growth sectors in the Gabonese Republic. | Gabon | 25 | Education | <ul style="list-style-type: none"> ● 12,573 project beneficiaries, 30% of which are female. ● 50% of youth having completed a training (apprenticeship or internship) supported by the project employed or self employed one year after the end of the program. ● 4,300 of youth enrolled in internship program. ● 2,800 of youth enrolled in restructured vocational institutions. | 63.1 | 100% | 33.7 | |
| 70 | https://projects.worldbank.org/en/projects-operations/project-detail/P168481 | Innovation, Inclusion and Quality (P168481 FY19): expand access to preschool education and improve the quality of education and learning environments. | Georgia | 39 | Education | <ul style="list-style-type: none"> ● 92% of 5 to 6-year old children enrolled in School Readiness Programs. ● 116,000 beneficiary students with access to improved learning environments in project-supported schools. ● 265,647 students benefiting from direct interventions to enhance learning. ● 3 large-scale primary/secondary learning assessments completed. ● 60 rehabilitated general education schools. | 102.7 | 80% | 0.6 | SDG 4 SDG 9 SDG 17 |
| 71 | https://projects.worldbank.org/en/projects-operations/project-detail/P160331 | Odisha Higher Education Program for Excellence and Equity (P160331 FY18): improve the quality of and students' equitable access to selected institutions and enhance governance of the higher education system in Odisha. | India | 24 | Education | <ul style="list-style-type: none"> ● 15% increase in the number of selected colleges that have improved their National Assessment and Accreditation Council grade from the previous cycle of accreditation. ● 10% increase in on-time graduation rate of students in undergraduate degree programs in selected institutions. ● 165,500 students beneficiaries, 83,400 of which are female. | 119.0 | 7% | 49.1 | |
| 72 | https://projects.worldbank.org/en/projects-operations/project-detail/P154525 | Uttarakhand Workforce Development Project (P154525 FY18): improve the quality and relevance of training at priority Industrial Training Institutes (ITIs) and to increase the number of labor-market-relevant workers through short-term training in Uttarakhand. | India | 22 | Education | <ul style="list-style-type: none"> ● 11% increase in job placement rate among graduates of priority ITIs within six months of training completion. ● 2,035 additional students enrolled in labor market relevant trades in priority ITIs. ● 32,000 of target trainees who obtain certification from a short term training course. ● 64,000 project beneficiaries, 40,000 of which are short-term training students. ● 18 communication and awareness campaigns conducted. ● 24,000 ITI students. | 74.0 | 80% | 10.6 | |
| 73 | https://projects.worldbank.org/en/projects-operations/project-detail/P158435 | Skill India Mission Operation (P158435 FY17): enhance institutional mechanisms for skill development and increase access to quality and market-relevant training for the workforce. | India | 24 | Education | <ul style="list-style-type: none"> ● 9.2 million trainees who have successfully completed market-relevant short-term Skill Development programs. ● 40% of graduates are placed/ self-employed within six months of completing training from Year 5. ● Teaching learning materials developed for at least 20 Qualification Packs. | 250.0 | 8% | 109.5 | |

| # | Link to more information | Project Name (Number Year/s Loans Approved) and Description | Country | Project Life ^a | Sector | Target Results ^b | Committed US\$ mil ^c | IBRD share ^d | Allocated US\$ mil ^e | SDGs ^f |
|----|---|--|------------|---------------------------|-----------|---|---------------------------------|-------------------------|---------------------------------|-------------------|
| 74 | https://projects.worldbank.org/en/projects-operations/project-detail/P121842 | Research and Innovation in Science and Technology Project (P121842 FY13): support the government in improving STI human resource capacity; and strengthening technology transfer, institutional functioning, and data management of public research agencies (LPNKs). | Indonesia | 34 | Education | <ul style="list-style-type: none"> ● 100% increase in Master's and Ph.D. degree holders in LPNK (Non-ministerial State Institutes) and MoRTHE supported by the Riset (Research and Innovation in Science and Technology) Project. ● National Information System for Science, Technology, and Innovation is established and integrated into ministry's database system established. ● Computerized project monitoring database is established, updated, and key information is placed on MoRTHE project website. ● 2,387 project beneficiaries, 28% of which are female. | 80.0 | 100% | 66.5 | |
| 75 | https://projects.worldbank.org/en/projects-operations/project-detail/P168076 | Realizing Education's Promise: Support to Indonesia's Ministry of Religious Affairs for Improved Quality of Education Project (P168076 FY19): improve the management of primary and secondary education services under the Ministry of Religious Affairs. | Indonesia | 21 | Education | <ul style="list-style-type: none"> ● 40% increase in achievement of school-based National Education Standards. ● In-service training materials for peer learning groups made accessible to 12,000 groups. ● 150,000 teachers and education personnel trained. ● Test items revised as necessary and validated in the 4th grade assessment. | 250.0 | 99% | 4.3 | SDG 4 SDG 17 |
| 76 | https://projects.worldbank.org/en/projects-operations/project-detail/P162407 | Education Reform Support Program (P162407 FY18): expand access to early childhood education, and to improve student assessment and teaching and learning conditions for Jordanian children and Syrian refugee children. | Jordan | 40 | Education | <ul style="list-style-type: none"> ● 30,000 Jordanian children and Syrian refugee children enrolled in kindergarten level 2. ● 5% point reduction in the dropout rate of Syrian refugees. ● 70% of schools with high proportion of Syrian refugees implementing the socioemotional learning program. ● 400 public and private kindergartens that have developed and implemented quality improvement plan. ● 50,000 K-12 grade teachers trained and certified. | 229.1 | 76% | 90.3 | |
| 77 | https://projects.worldbank.org/en/projects-operations/project-detail/P150183 | Skills and Jobs Project (P150183 FY15): improve employment outcomes and skills of target beneficiaries and to improve the relevance of technical and vocational education and training and higher education programs. | Kazakhstan | 24 | Education | <ul style="list-style-type: none"> ● 50% increase in the share of unemployed beneficiaries who are employed six months after completion of the training, 40% of which are female. ● 60% increase in the share of unproductively self-employed beneficiaries who report increased earnings (real terms) one year after completion of training, 50% of which are female. ● 70 new Higher Education programs developed with input from industry and based on OS and/or analysis of professional activity. ● 15,450 unemployed or unproductively self-employed beneficiaries who complete project financed-training, 5,500 of which are female. | 44.8 | 73% | 17.2 | |
| 78 | https://projects.worldbank.org/en/projects-operations/project-detail/P153496 | Education Modernization Project (P153496 FY17): improve quality and equity in primary and secondary education, particularly in rural and disadvantaged schools. | Kazakhstan | 23 | Education | <ul style="list-style-type: none"> ● 60% of teachers in project schools who demonstrate improved pedagogical approaches. ● 100% of students from project schools benefiting from instruction materials and multimedia equipment. ● 280 students enrolled in the new model of pre-service teacher training. ● 100% of teachers from project schools trained and certified in new pedagogical approaches. ● 5,400 project schools equipped with new multimedia equipment. | 67.0 | 87% | 0.8 | |

| # | Link to more information | Project Name (Number Year/s Loans Approved) and Description | Country | Project Life ^a | Sector | Target Results ^b | Committed US\$ mil ^c | IBRD share ^d | Allocated US\$ mil ^e | SDGs ^f |
|----|---|---|-----------------|---------------------------|-----------|--|---------------------------------|-------------------------|---------------------------------|-------------------------|
| 79 | https://projects.worldbank.org/en/projects-operations/project-detail/P167619 | Education Support Program (P167619 FY19): establish an enabling environment for quality Early Childhood Education service delivery, support improved teaching practices in primary and secondary education, and strengthen management capacity and accountability along the education service delivery chain in the program areas. | Morocco | 30 | Education | <ul style="list-style-type: none"> ● 150 classrooms for which data on quality of Early Childhood Education environment is collected and published by Regional Academies for Education and Training. ● Criteria and process for approval of existing preprimary educator's professional development programs established. ● 20,000 pre-school educators who completed an in-service training program approved by the Ministry of Education. ● 30% in-service teachers receive and access personalized professional development opportunities, 30% receive face-to-face teacher training and 30% benefit from distance learning. ● 1,010,742 additional children age 4 and 5 enrolled in preprimary education. ● 60% parents participating in the development and implementation of school improvement projects. | 500.0 | 100% | 173.4 | SDG 4 SDG 17 SDG1 |
| 80 | https://projects.worldbank.org/en/projects-operations/project-detail/P151169 | Supporting the economic inclusion of youth (P151169 FY19): increase access to economic opportunities for youth in the project area. | Morocco | 30 | Education | <ul style="list-style-type: none"> ● 9,500 beneficiaries of training activities (apprenticeship and qualification/retraining) who are inserted after project intervention, 41% of which are women and 30% are inhabitants of rural areas. ● 1,500 formal enterprises created by project beneficiaries. ● 16,000 beneficiaries of youth employment centers services who are inserted after project intervention. | 55.0 | 50% | 16.9 | |
| 81 | https://projects.worldbank.org/en/projects-operations/project-detail/P128378 | Skills Development & Innovation Support (P128378 FY14): improve transparency of resource allocation and promote accountability in higher education, enhance the relevance of secondary technical vocational education, and support innovation capacity in Macedonia. | North Macedonia | 23 | Education | <ul style="list-style-type: none"> ● 80% of public universities receiving financing based on new, transparent funding model. ● 25% of private funding mobilized as a percentage of the Fund for Innovation and Technological Development investments in innovation activities. ● 80% of study programs accredited /reaccredited utilizing new quality assurance measures developed in accordance with Bologna-defined norms by the new Quality Assurance Agency. ● New higher education funding model implemented. | 24.0 | 100% | 15.6 | |
| 82 | https://projects.worldbank.org/en/projects-operations/project-detail/P154524 | Third Punjab Education Sector Project (P154524 FY16): support Punjab province to improve school participation, completion, and teaching-learning practices with a particular focus on low-performing districts. | Pakistan | 27 | Education | <ul style="list-style-type: none"> ● 3% increase in participation rate. ● 3% increase in completion rate (grade 5) ● 420,000 of additional children aged 6-16 years to whom a voucher is provided to pay low-cost private school tuition fees, 50% of which are girls. | 300.0 | 100% | 222.4 | |
| 83 | https://projects.worldbank.org/en/projects-operations/project-detail/P156250 | Strengthening the Science, Technology and Innovation System in Peru (P156250 FY17): strengthen the science, technology and innovation system to improve research skills and firm-level innovation. | Peru | 11 | Education | <ul style="list-style-type: none"> ● 56 students enrolled in PhD programs supported by the project. ● 40 beneficiary firms that have introduced new or upgraded products or processes. ● 250 active researches supported by the project during each year of implementation. ● 20 new or upgraded products created by beneficiary firms. | 45.0 | 45% | 38.0 | |



| # | Link to more information | Project Name (Number Year/s Loans Approved) and Description | Country | Project Life ^a | Sector | Target Results ^b | Committed US\$ mil ^c | IBRD share ^d | Allocated US\$ mil ^e | SDGs ^f |
|----|---|--|-----------|---------------------------|-----------|--|---------------------------------|-------------------------|---------------------------------|-------------------|
| 84 | https://projects.worldbank.org/en/projects-operations/project-detail/P148585 | Romania Secondary Education Project (P148585 FY15): improve the transition from upper secondary into tertiary education and increase the retention in the first year of tertiary education in project-supported education institutions. | Romania | 40 | Education | <ul style="list-style-type: none">● 3.5% decrease in average dropout rate in the final grade in project-supported high schools.● 10% increase in average Bacalaureate passing rate in project-supported high schools.● 6% increase in average graduation rate in project-supported high schools.● 8,000 project-supported high school students who participate in bridge programs.● 1,000,000 project beneficiaries, 500,000 of which are female. | 243.1 | 100% | 38.8 | |
| 85 | https://projects.worldbank.org/en/projects-operations/project-detail/P157117 | Inclusive Early Childhood Education and Care (P157117 FY17): improve access to quality Early Childhood Education and Care (ECEC) services, in particular for children from socially disadvantaged backgrounds. | Serbia | 26 | Education | <ul style="list-style-type: none">● Increase by 10% in the national preschool enrollment rates for children ages 3 and 5.5 years.● 779 additional classrooms built or rehabilitated at the preschool level resulting from project interventions.● 1,300 primary school pedagogical staff trained in new preschool curriculum.● 8,000 Family Social Assistance beneficiary children ages 3 to 5.5 years enrolled in preschool free of charge.● 12,000 additional qualified preschool teachers resulting from project interventions. | 50.0 | 100% | 7.0 | |
| 86 | https://projects.worldbank.org/en/projects-operations/project-detail/P159995 | Accelerating Higher Education Expansion and Development Operation (P159995 FY17): increase enrollment in priority disciplines, improve the quality of degree programs and promote research and innovation in the higher education sector. | Sri Lanka | 35 | Education | <ul style="list-style-type: none">● 10,300 additional students in HEI STEM undergraduate degree programs. | 67.0 | 67% | 13.5 | |
| 87 | https://projects.worldbank.org/en/projects-operations/project-detail/P151059 | Tertiary Education for Employability Project (P151059 FY16): improve the employability of tertiary education graduates and to strengthen the management of higher education. | Tunisia | 38 | Education | <ul style="list-style-type: none">● 20% increase in higher education graduates from co-constructed programs that were employed 6 months after graduating.● 150,000 project beneficiaries, 75,000 of which are female.● 50% increase in secondary students that have been informed about higher education opportunities and subsequent labormarket outcomes with information generated by tracer studies.● 21,500 certifications of students in courses focusing on transferrable skills (IT, PM, language skills/communication, etc.) | 70.0 | 93% | 25.8 | |
| 88 | https://projects.worldbank.org/en/projects-operations/project-detail/P162297 | Strengthening Foundations for Learning Project (P162297 FY18): improve learning conditions in public preschools and primary schools, and to increase access to public preschool education in selected districts. | Tunisia | 34 | Education | <ul style="list-style-type: none">● 4,984 additional children enrolled in public preschools in targeted districts.● 2,000 preschool teachers trained on the core professional development program for early childhood education.● 3,000 school directors and deputy directors that have completed the new leadership program.● 250 preschool classrooms built in selected districts. | 69.0 | 77% | 15.0 | |

| # | Link to more information | Project Name (Number Year/s Loans Approved) and Description | Country | Project Life ^a | Sector | Target Results ^b | Committed US\$ mil ^c | IBRD share ^d | Allocated US\$ mil ^e | SDGs ^f |
|----|---|---|-----------|---------------------------|----------------------|--|---------------------------------|-------------------------|---------------------------------|-------------------|
| 89 | https://projects.worldbank.org/en/projects-operations/project-detail/P159771 | Improving the Quality of Initial and Primary Education in Uruguay (P159771 FY17) : improve the teaching practices and the learning environment in early and primary education, as well as the internal efficiency in primary education, all in Full-Time Schools, and to strengthen the evaluation capacity of the education system. | Uruguay | 15 | Education | <ul style="list-style-type: none"> ● 12% increase in the teaching practices score in Full-Time Schools based on class observation. ● 4,500 students enrolled in new schools that meet required quality standards. ● 2% decrease in first grade repetition rate in Full-Time Schools . ● 160 additional primary level classrooms built or rehabilitated in Full-Time Schools resulting from Project intervention. ● 70% of schools that use student-level census assessment results for decision-making. | 40.0 | 68% | 25.1 | |
| 90 | https://projects.worldbank.org/en/projects-operations/project-detail/P110481 | Energy Community of South East Europe APL Program - APL 5 for Albania DAM SAFETY (P110481 FY08) : contribute to safeguarding the hydroelectric dams on the Drin and Mat river cascades in the territory of the Borrower; and improve the operational efficiency of said hydroelectric dams and enhance the stability of power supply in the regional market. | Albania | 30 | Energy & Extractives | <ul style="list-style-type: none"> ● Safeguard remedies are implemented. ● Dams’ operation efficiency increased by 31 GWh. | 36.5 | 71% | 23.5 | |
| 91 | https://projects.worldbank.org/en/projects-operations/project-detail/P144029 | Power Recovery Project (P144029 FY15) : improve reliability of power supply and financial viability of the power sector. | Albania | 30 | Energy & Extractives | <ul style="list-style-type: none"> ● 31% decrease in electricity losses per year in the project area. ● 15% increase in collection rate of distribution company. ● 705,000 MWh increase in total net injected generation. ● 200,000 project beneficiaries. | 126.4 | 75% | 80.6 | |
| 92 | https://projects.worldbank.org/en/projects-operations/project-detail/P133288 | Renewable Energy for Rural Areas Project (P133288 FY15) : provide and enhance access to modern energy services in selected rural areas of Argentina. | Argentina | 40 | Energy & Extractives | <ul style="list-style-type: none"> ● 1,997 community electricity connections constructed. ● 1,000 people that obtain a daily and constant electricity service (through minigrids). ● 105,323 project beneficiaries that obtained enhanced access (daily hours and quality of service) to modern energy services (electricity, water pumping, productive uses, solar thermal applications). ● 0.64 MW of generation capacity of hydropower constructed or rehabilitated. ● 88,209 people that obtained access to modern water heating systems. ● 14,75 MW of generation capacity of renewable energy (other than hydropower) constructed. | 200.0 | 83% | 45.4 | |
| 93 | https://projects.worldbank.org/en/projects-operations/project-detail/P116748 | Electricity Supply Reliability Project (P116748 FY11) : increase the reliability and capacity of the transmission network. | Armenia | 35 | Energy & Extractives | <ul style="list-style-type: none"> ● 79% decrease in the number of outages per year on the target section of the transmission line. ● 180 MW of increased capacity of the targeted section of the transmission line. ● 4 substations rehabilitated. ● 255 km of transmission lines constructed under the project. | 71.5 | 86% | 53.3 | |
| 94 | https://projects.worldbank.org/en/projects-operations/project-detail/P146199 | Electricity Transmission Network Improvement Project (P146199 FY15) : improve the reliability of the power transmission network. | Armenia | 40 | Energy & Extractives | <ul style="list-style-type: none"> ● Equipment failures decreased by 70% per year in target substations. ● 20% decrease in average interruption frequency per year in the project area. ● 3 substations rehabilitated under the project. | 39.9 | 80% | 23.8 | |

| # | Link to more information | Project Name (Number Year/s Loans Approved) and Description | Country | Project Life ^a | Sector | Target Results ^b | Committed US\$ mil ^c | IBRD share ^d | Allocated US\$ mil ^e | SDGs ^f |
|-----|---|--|------------------------|---------------------------|----------------------|--|---------------------------------|-------------------------|---------------------------------|-------------------|
| 95 | https://projects.worldbank.org/en/projects-operations/project-detail/P157571 | Power Sector Financial Recovery Program (P157571 FY16): support the Borrower's efforts to ensure adequate and reliable electricity supply through improvement of the financial standing of the state-owned power generation companies and the private power distribution company. | Armenia | 40 | Energy & Extractives | <ul style="list-style-type: none"> • Total annual electricity supply by YTPC (Yerevan Thermal Power Centre) and by ANPP (Armenian Nuclear Power Plant) is maintained at, respectively, 1,400 GWh and 2,300 GWh. • Average interruption frequency per year in the project area is maintained. • 20,000 project beneficiaries, 10,368 of which are female. | 30.0 | 74% | 28.1 | |
| 96 | https://projects.worldbank.org/en/projects-operations/project-detail/P146194?lang=en | Biomass District Heating (P146194 FY14): increase energy efficiency in district heating systems and replace natural gas with wood biomass as a renewable energy source. | Belarus | 20 | Energy & Extractives | <ul style="list-style-type: none"> • 420,000 tons of CO₂ emissions avoided annually. • 106 MW of renewable capacity added. • 1,660,000 MWh of annual energy produced. • Cumulative over 5 years: <ul style="list-style-type: none"> - 1,180,000 MWh energy savings from efficiency investments. - 2,100,000 tons of CO₂ eq. emissions reduced. - 78,760 direct beneficiaries. | 90.0 | 100% | 72.4 | |
| 97 | https://projects.worldbank.org/en/projects-operations/project-detail/P143580 | Energy Efficiency Project (P143580 FY14): improve energy efficiency in public buildings, and to support the development and implementation of scalable energy efficiency financing models. | Bosnia and Herzegovina | 39 | Energy & Extractives | <ul style="list-style-type: none"> • 1,322,527 MWh of projected lifetime energy savings. • 4,723,732,285 MJ of projected lifetime fuel savings. • 504,653 metric tons of lifetime GHG savings. • 814,000 project beneficiaries. | 32.0 | 100% | 0.1 | |
| 98 | https://projects.worldbank.org/en/projects-operations/project-detail/P152755 | Electricity Transmission and Reform Project (P152755 FY17): improve the capacity, efficiency, and reliability of Cameroon's national electricity transmission network. | Cameroon | 37 | Energy & Extractives | <ul style="list-style-type: none"> • 850 MW of increases transmission network wheeling capacity. • 2% decrease in transmission network losses. • 70% decrease in the hours of power outages that are linked to malfunctions in the transmission system / improvement of transmission system stability (equivalent to 34 hours). • 7,000,000 project beneficiaries. • Reform roadmap -including new regulatory framework - fully implemented. | 325.0 | 87% | 15.2 | |
| 99 | https://projects.worldbank.org/en/projects-operations/project-detail/P133531 | Shanxi Gas Utilization (P133531 FY14): increase gas utilization to reduce greenhouse gases emission in selected counties in Shanxi province. | China | 30 | Energy & Extractives | <ul style="list-style-type: none"> • Additional 340,000,000 m³ of annual gas utilization. • 746,970 metric tons per year of avoided CO₂ emissions. • 43,000 households and other gas users. • 1,100 GWh of annual electricity supply. • 850,000,000 MJ of annual heating supply. | 100.0 | 34% | 95.7 | |
| 100 | https://projects.worldbank.org/en/projects-operations/project-detail/P148599 | Hebei Clean Heating Project (P148599 FY16): improve the efficiency and environmental performance of heating systems in selected areas within participating municipalities/counties of Hebei Province. | China | 24 | Energy & Extractives | <ul style="list-style-type: none"> • 4,974,014 MWh of projected lifetime energy savings. • 1,722,632 tons of CO₂ emission avoided (aggregated at project level). • 714,896 people that gained access to more energy-efficient cooking and/or heating facilities. • 11,243 tons of avoided TSP emissions. • 18.52 million m₂ of area connected to district heating. • 164 km of pipelines installed. • 243 substations constructed or rehabilitated (non BLS). | 100.0 | 40% | 76.5 | |
| 101 | https://projects.worldbank.org/en/projects-operations/project-detail/P154669?lang=en | Financing for Air Pollution Control (P154669 FY16): reduce air pollutants and carbon emissions through lending for energy efficiency and clean energy, with a focus on the Jing-Jin-Ji and neighboring regions. | China | 20 | Energy & Extractives | <ul style="list-style-type: none"> • 3,600 tons of particulate emissions (local air pollutants) reduced by Energy Efficiency and renewable energy subprojects financed. • 492,200 tons of CO₂ emissions avoided annually. • 1,628,200 MWh of annual energy savings. | 500.0 | 100% | 301.4 | |

| # | Link to more information | Project Name (Number Year/s Loans Approved) and Description | Country | Project Life ^a | Sector | Target Results ^b | Committed US\$ mil ^c | IBRD share ^d | Allocated US\$ mil ^e | SDGs ^f |
|-----|---|--|-------------------------|---------------------------|----------------------|--|---------------------------------|-------------------------|---------------------------------|--------------------------|
| 102 | https://projects.worldbank.org/en/projects-operations/project-detail/P163679 | Renewable Energy and Battery Storage Promotion Project (P163679 FY19): promote the integration and use of renewable energy through the deployment of battery storage systems and innovative applications of renewable energy. | China | 36 | Energy & Extractives | <ul style="list-style-type: none"> ● 300 GWh increase in renewable energy absorption by the grids. ● 235 MW of installed capacity of Distributed Renewable Energy. ● 1,100 GWh of renewable energy produced by innovative applications. ● 800,000 tCO₂ eq. reduced annually. | 300.0 | 40% | 12.1 | SDG 7 SDG 17 |
| 103 | https://projects.worldbank.org/en/projects-operations/project-detail/P132873?lang=en | Hebei Rural Renewable Energy Development Project (P132873 FY15): demonstrate sustainable biogas production and utilization to reduce environmental pollution and supply clean energy. | China | 25 | Energy & Extractives | By 2020: <ul style="list-style-type: none"> ● 42,000,000 m³ of biogas used annually. ● 58,780 tons of CO₂ emissions reduced annually. ● 96,100 rural resident households with access to biogas supply. ● Additional biogas used as fuel for public transportation. ● 221,700 tons and 241,600 tons of, respectively, crop residues and livestock manure treated by the project each year. | 71.5 | 47% | 47.8 | |
| 104 | https://projects.worldbank.org/en/projects-operations/project-detail/P147277 | Distribution Grid Modernization and Loss Reduction Project (P147277 FY16): improve the financial viability of the electricity distribution companies (EDEs) by reducing energy losses and increasing revenue collections in the circuits rehabilitated under the project and consequently increase the supply of electricity. | Dominican Republic | 36 | Energy & Extractives | <ul style="list-style-type: none"> ● 24% increase in the Average Service Availability Index (ASAI) in the rehabilitated circuits and in the Energy Recovery Index (ERI) at the rehabilitated circuits of each EDE. ● 1,003 km of rehabilitated distribution networks. | 120.0 | 100% | 71.7 | |
| 105 | https://projects.worldbank.org/en/projects-operations/project-detail/P146007 | Household Natural Gas Connection Project (P146007 FY15): assist the Arab Republic of Egypt to increase household access to reliable, lower cost, grid connected natural gas supply. | Egypt, Arab Republic of | 36 | Energy & Extractives | <ul style="list-style-type: none"> ● 810,250,000 project beneficiaries, 495,000 are poor and benefiting from financial support to connection fees. ● 88,500 km per year of new distribution networks installed in target areas. ● Gas leaks per 1v000 consumers per year of distribution networks installed in targeted governorates not to exceed agreed reliability level of 5. ● 82,300,000 natural gas household connections financed by the project in targeted areas. | 300.0 | 34% | 202.7 | |
| 106 | https://projects.worldbank.org/en/projects-operations/project-detail/P166170 | Network Reinforcement and Access Project (P166170 FY19): improve the reliability of electricity supply and increase access to electricity services in targeted areas of the Borrower. | Eswatini | 35 | Energy & Extractives | <ul style="list-style-type: none"> ● 116,000 kVA of increased capacity to transfer power to targeted areas. ● 25% increase in households using electricity services in targeted areas. ● Annual power outages in HV/MV network at Hluthi and Nhlangano decreased to 738. ● 87 km of transmission lines constructed. ● 159,892 people provided with new or improved electricity service. ● 4 transmission substations constructed or expanded. ● 20 distribution feeders or lines constructed or rehabilitated. ● Technical loss in targeted areas reduced by 3%. | 40.0 | 89% | 0.1 | SDG 3 SDG 7 SDG 17 |

| # | Link to more information | Project Name (Number Year/s Loans Approved) and Description | Country | Project Life ^a | Sector | Target Results ^b | Committed US\$ mil ^c | IBRD share ^d | Allocated US\$ mil ^e | SDGs ^f |
|-----|---|--|-------------------------|---------------------------|----------------------|--|---------------------------------|-------------------------|---------------------------------|--------------------------|
| 107 | https://projects.worldbank.org/en/projects-operations/project-detail/P157416 | Trans-Anatolian Natural Gas Pipeline Project (P157416 FY17): diversify Azerbaijan's gas export markets and improve the security of Turkey's and South East Europe's energy supply. | Europe and Central Asia | 35 | Energy & Extractives | <ul style="list-style-type: none"> • Diversifying Azerbaijan's Gas Export Markets for 4,000,000,000 m³ each year. • Improving the Security of Turkey's Energy Supply for 4,500,000,000 m³ each year. • Improving the Security of Europe's Energy Supply for 4,000,000,000 m³ each year. • Availability of TANAP (Trans-Anatolian Natural Gas Pipeline) for 6,000,000,000 m³ of Gas Supply to Turkey each year. • 4,000 Turkish Gas Consumers Benefitting from Gas Supply. | 800.0 | 9% | 800.0 | |
| 108 | https://projects.worldbank.org/en/projects-operations/project-detail/P144135 | Access to Basic Services in Rural areas and Capacity Building Project (P144135 FY16): expand access to water and energy services in targeted rural areas. | Gabon | 25 | Energy & Extractives | <ul style="list-style-type: none"> • 60,000 people provided with access to electricity under the project by household connections. • 36,000 people in rural areas provided with access to improved water sources. • 1.5 MW of renewable energy generation capacity constructed. • 180 km of distribution HTA lines constructed under the project in rural areas. • 320 km of distribution BTA lines constructed under the project in rural areas. | 60.0 | 100% | 20.8 | |
| 109 | https://projects.worldbank.org/en/projects-operations/project-detail/P147348 | Transmission Grid Strengthening Project (P147348 FY14): provide reliable power transmission to the southwestern part of the grid, upgrade electricity exchange systems, and provide economically efficient, environmentally and socially sustainable electricity sector planning. | Georgia | 35 | Energy & Extractives | <ul style="list-style-type: none"> • Decrease by 100% in the total duration of outages in Batumi substation (equivalent to decrease by 135.5 hours). • 400 GWh of total electricity evacuated from the newly developed power generation stations in southwestern Georgia through the grid. • 244 km of transmission lines constructed. | 60.0 | 97% | 50.2 | |
| 110 | https://projects.worldbank.org/en/projects-operations/project-detail/P169117 | Energy Supply Reliability and Financial Recovery (P169117 FY19): increase electricity supply reliability in the western part of Georgia, achieve the financial viability of Georgian State Electrosystem, and help it access long-term commercial financing. | Georgia | 39 | Energy & Extractives | <ul style="list-style-type: none"> • Decreased to zero the number of end-user outages caused by failures of 500 kV OHLs in the western part of Georgia. • Average annual duration of end-user outages decreased to 0 minutes in the western part of Georgia. • Georgian State Electrosystem rehabilitation regime ended. • US\$100,000,000 of long-term commercial financing mobilized. • Cash deficit of Georgian State Electrosystem reduced to US\$0 . | 70.7 | 41% | 0.2 | SDG 9 SDG 17 SDG 1 |
| 111 | https://projects.worldbank.org/en/projects-operations/project-detail/P162849 | Energy Efficiency Scale-up Program (P162849 FY18): scale up energy savings in residential and public sectors, strengthen Energy Efficiency Services Limited's institutional capacity, and enhance its access to commercial financing. | India | 24 | Energy & Extractives | <ul style="list-style-type: none"> • 205,500 GWh of projected lifetime energy savings from LED bulbs, tube lights, energy efficient ceiling fans and LED street lights sold via Energy Efficiency Services Limited (EESL) programs. • US\$200,000,000 of commercial financing leveraged by the IBRD guarantee. • Sustainable Development Unit and report on implementation of updated manual covering all EESL programs under implementation. • 166,100,000 metric tons of avoided CO₂ emissions associated with projected lifetime savings from products sold through EESL programs. | 220.0 | 16% | 127.6 | |

| # | Link to more information | Project Name (Number Year/s Loans Approved) and Description | Country | Project Life ^a | Sector | Target Results ^b | Committed US\$ mil ^c | IBRD share ^d | Allocated US\$ mil ^e | SDGs ^f |
|-----|---|---|---------|---------------------------|----------------------|---|---------------------------------|-------------------------|---------------------------------|-------------------|
| 112 | https://projects.worldbank.org/en/projects-operations/project-detail/P162086 | Jharkhand Power System Improvement Project (P162086 FY19): increase the transmission capacity of electricity network in the state of Jharkhand and strengthen the institutional capacity of state-owned power transmission and distribution utilities. | India | 30 | Energy & Extractives | <ul style="list-style-type: none"> • 10,200 GWh of electricity wheeled through Jharkhand Urja Sancharan Nigam Limited network for supply to consumers in the State. • 90% increase in consumers serviced through upgraded commercial system. • 2,400,000 KVA of increased transformation capacity of the power transmission network in the state under the project. • 2,000 km of transmission lines constructed. • 25 transmission substations constructed. | 310.0 | 67% | 26.0 | |
| 113 | https://projects.worldbank.org/en/projects-operations/project-detail/P096124 | Vishnugad Pipalkoti Hydro Electric Project (P096124 FY11): increase the supply of electricity to India's national grid through the addition of renewable, low-carbon energy; and strengthen the institutional capacity of THDC with respect to the preparation and implementation of economically, environmentally and socially sustainable hydropower projects. | India | 35 | Energy & Extractives | <ul style="list-style-type: none"> • 444 MW of generation Capacity of Hydropower constructed. | 548.0 | 70% | 146.6 | |
| 114 | https://projects.worldbank.org/en/projects-operations/project-detail/P127974 | North Eastern Region Power System Improvement Project (P127974 FY16): increase the delivery of electricity at the boundaries of the power distribution network in the participating states in the North Eastern Region. | India | 30 | Energy & Extractives | <ul style="list-style-type: none"> • Amount of electricity delivered at the boundaries of the power distribution network in each state increased by 5,998 GWh. • Increase by 5,672,000 KVA in transformation capacity of the power transmission and distribution network in each state. • 207 km of transmission lines rehabilitated and 1,907 km of transmission lines constructed. • 1,640 km of distribution lines constructed and 391 km of distribution lines rehabilitated. • 85 distribution substations constructed/ upgraded. | 470.0 | 49% | 230.1 | |
| 115 |  https://projects.worldbank.org/en/projects-operations/project-detail/P154283?lang=en | Shared Infrastructure for Solar Parks Project (P154283 FY17): increase solar generation capacity through the establishment of large-scale solar parks in the country. | India | 25 | Energy & Extractives | <ul style="list-style-type: none"> • Increase in access roads, water supply and drainage, telecommunications, pooling station inside the solar parks. • 951,852 tons of CO₂ emissions avoided. • 1,750 MW of renewable capacity added. | 75.0 | 38% | 11.0 | |
| 116 |  https://projects.worldbank.org/en/projects-operations/project-detail/P155007?lang=en | Grid-Connected Rooftop Solar Program (P155007 FY15): increase solar rooftop capacity to the power grid and incentivize the market for rooftop solar power by way of low cost financing. | India | 25 | Energy & Extractives | <ul style="list-style-type: none"> • The 250 MW of capacity of rooftop solar photovoltaics expected to be grid-connected by 5 years with at least another 150 MW to be connected in subsequent years. • 13 million tons CO₂ eq. in cumulative savings over the project's 25-year life. • Market development for rooftop photovoltaic systems in different business models. • 520,000 tons of CO₂ eq. emissions avoided. • 400 MW of renewable capacity added. • 647,200 MWh of annual energy produced. | 500.0 | 55% | 375.9 | |
| 117 | https://projects.worldbank.org/en/projects-operations/project-detail/P155038 | Andhra Pradesh 24X7 Power for All (P155038 FY17): increase the delivery of electricity to customers and to improve the operational efficiency and system reliability in distribution of electricity in selected areas in Andhra Pradesh. | India | 24 | Energy & Extractives | <ul style="list-style-type: none"> • 23,634 GWh of increased electricity supply. • Reduction in AT&C (Aggregate Technical & Commercial) losses of, respectively, 2.8% in Anantapur and 1.57% in Kurnool. • Reduction in distribution transformer failure rate of, respectively, 5% in Anantapur and 4.9% in Kurnool. • 357 km of transmission lines constructed or rehabilitated. • 166 distribution substations constructed or upgraded. • 12 transmission substations constructed. • 474 km of distribution lines constructed. | 240.0 | 42% | 77.8 | |

| # | Link to more information | Project Name (Number Year/s Loans Approved) and Description | Country | Project Life ^a | Sector | Target Results ^b | Committed US\$ mil ^c | IBRD share ^d | Allocated US\$ mil ^e | SDGs ^f |
|-----|---|---|------------|---------------------------|----------------------|--|---------------------------------|-------------------------|---------------------------------|--------------------------|
| 118 | https://projects.worldbank.org/en/projects-operations/project-detail/P092218 | Infrastructure Finance Facility (P092218 FY09) : strengthen the financial capacity of IIF to increase the access to private sector financing for infrastructure in Indonesia. | Indonesia | 34 | Energy & Extractives | <ul style="list-style-type: none"> ● US\$200 of financing from Bank funds provided by IIF to commercially viable infrastructure projects. ● 3 infrastructures financing supported by IIF using innovative financing, such as: rupiah financing; take out financing; maturity greater than 10 years. ● 7 Infrastructures sub-projects financed. | 299.9 | 100% | 174.7 | |
| 119 | https://projects.worldbank.org/en/projects-operations/project-detail/P112158 | Pumped Storage Techincal Assistance Project (P112158 FY11) : strengthen the institutional capacity of PT Perusahaan Listrik Negara (Persero) for planning and preparation of pumped storage and hydropower projects. | Indonesia | 34 | Energy & Extractives | <ul style="list-style-type: none"> ● Improved capability of PLN (PT Perusahaan Listrik Negara) in planning and preparation of hydropower pumped storage projects in accordance with international practice. ● Households fully compensated. | 44.0 | 80% | 35.8 | |
| 120 | https://projects.worldbank.org/en/projects-operations/project-detail/P162454 | Basra Electricity Dissemination and Development Project (P162454 FY19) : improve the reliability and operational and commercial efficiency of electricity services in the selected project areas. | Iraq | 19 | Energy & Extractives | <ul style="list-style-type: none"> ● 50% increase in efficiency of Transmission and Distribution Network infrastructure. ● 15% reduction in technical losses. ● 1,720,000 kVA of new substations' capacity constructed in the South Electricity Transmission Network Reinforcement component and 750,000 kVA in the SED Network Reconstruction and Reinforcement and Electricity Sales Revenue Management Improvement. ● 2,000,000 people provided with new or improved electricity service. ● 20% increase in women-owned businesses reporting increased income due to improved electricity services. ● 20% increase in jobs. | 200.0 | 100% | 0.5 | SDG 7 SDG 9 SDG 17 |
| 121 | https://projects.worldbank.org/en/projects-operations/project-detail/P168130 | Second Equitable Growth & Job Creation Programmatic Development Policy Financing (P168130 FY19) : support Jordan to set foundations to reduce business costs and improve market accessibility, create more flexible and integrated labor markets and provide better and more efficient social assistance, and improve fiscal sustainability and take more informed decisions regarding risk. | Jordan | 38 | Energy & Extractives | <ul style="list-style-type: none"> ● 2.5% increase in FDI in services as a percent of total investments facilitated by Jordan Investment Commission. ● Guaranteed exports as a percentage of total exports more than doubled. ● 100% of government entities prepare annual procurement plans at least one month before the end of the fiscal year. ● 3% increase in female labor force participation rate. ● 85,000 additional households covered by the National Aid Fund. ● 15,000 households provided with electricity support benefits. | 1450.0 | 100% | 728.6 | |
| 122 | https://projects.worldbank.org/en/projects-operations/project-detail/P149872?lang=en | Municipal Energy Efficiency Project (P149872 FY16) : promote energy efficiency in street lighting, water use and buildings in 23 municipalities. | Mexico | 8 | Energy & Extractives | <ul style="list-style-type: none"> ● 1,020,714 MWh projected lifetime savings. ● 28 sub-projects designed. ● 7,241 tons of CO₂ eq. emissions avoided. ● 6 MW of renewable capacity added. ● 5,800 MWh of annual energy produced. ● 127,590 MWh of annual energy savings. | 150.0 | 96% | 11.1 | |
| 123 | https://projects.worldbank.org/en/projects-operations/project-detail/P165509?lang=en | Montenegro Second Energy Efficiency Project (P165509 FY18) : improve energy efficiency in health sector buildings, and develop and demonstrate a sustainable financing model. | Montenegro | 15 | Energy & Extractives | <ul style="list-style-type: none"> ● 18 buildings retrofitted annually. ● 1,200,000 US\$ captured energy cost savings annually. ● 220,000 potential patients and 2,000 staff benefiting. ● 37,333 tons of CO₂ emissions avoided annually. ● 3,981 MWh of annual energy savings. | 7.4 | 82% | 2.4 | |

| # | Link to more information | Project Name (Number Year/s Loans Approved) and Description | Country | Project Life ^a | Sector | Target Results ^b | Committed US\$ mil ^c | IBRD share ^d | Allocated US\$ mil ^e | SDGs ^f |
|-----|---|---|--------------------|---------------------------|----------------------|--|---------------------------------|-------------------------|---------------------------------|-------------------|
| 124 | https://projects.worldbank.org/en/projects-operations/project-detail/P131256?lang=en | Noor Ouarzazate Concentrated Solar Power (P131256 FY12, FY15): replace fossil fuel-based electricity with renewable energy using concentrated solar power technology. | Morocco | 30 | Energy & Extractives | <ul style="list-style-type: none"> • 1,100,000 direct project beneficiaries, 50% of which are expected to be female. • 522,000 tons of CO₂ eq. emissions reduced. • 410 MW of renewable capacity added. • 1,638,000 MWh of annual energy produced. | 463.0 | 19% | 188.2 | |
| 125 | https://projects.worldbank.org/en/projects-operations/project-detail/P143689?lang=en | Clean and Efficient Energy Project (P143689 FY15): develop the first utility sized photovoltaic plant to more reliably supply solar power to remote regions. | Morocco | 25 | Energy & Extractives | <ul style="list-style-type: none"> • 412,000 people benefit from electricity and associated economic opportunities of which 50% are expected to be female. • 73,512 tons of CO₂ eq. emissions reduced. • 75 MW of renewable capacity added. | 125.0 | 79% | 74.9 | |
| 126 | https://projects.worldbank.org/en/projects-operations/project-detail/P115893 | Tarbela Fourth Extension Hydropower Project (P115893 FY12): facilitate a sustainable expansion of the Borrower 's electricity generation capacity. | Pakistan | 26 | Energy & Extractives | <ul style="list-style-type: none"> • 2,820 MW of generation capacity of hydropower constructed or rehabilitated. • 4,825 GWh of energy supply. | 790.0 | 86% | 409.5 | |
| 127 | https://projects.worldbank.org/en/projects-operations/project-detail/P154987 | National Transmission Modernization Project (P154987 FY18): increase the capacity and reliability of selected segments of the national transmission system in Pakistan and modernize key business processes of the National Transmission and Dispatch Company. | Pakistan | 31 | Energy & Extractives | <ul style="list-style-type: none"> • 50% reduction in frequency of forced outages per substation. • Duration of forced outages per substation reduced by 60% (equivalent to 1,013 minutes). • 12,516,000 KVA of substation capacity of the system added. • 2 tons of GHG emissions reduced annually. • 131 km of transmission lines constructed or rehabilitated. | 425.0 | 79% | 1.7 | |
| 128 | https://projects.worldbank.org/en/projects-operations/project-detail/P079032 | Housing and Communal Services (P079032 FY08): improve the quality and financial viability of HCS of Participating Municipalities. | Russian Federation | 20 | Energy & Extractives | <ul style="list-style-type: none"> • Decrease by 24.3 in pipe breaks in water supply system. • 2,500,000 project beneficiaries, 1,300,000 of which are female. • 563,500 people in urban areas provided with access to Improved Water Sources. • 161,000 piped household water connections that are benefiting from rehabilitation works. • 44.3 tons of BOD pollution load removed by treatment plant per annum. | 200.0 | 97% | 198.5 | |
| 129 | https://projects.worldbank.org/en/projects-operations/project-detail/P116410 | Eskom Investment Support Project (P116410 FY10): enhance its power supply andenergy security in an efficient and sustainable manner so as to support both economic growth objectives and South Africa's longterm carbon mitigation strategy. | South Africa | 36 | Energy & Extractives | <ul style="list-style-type: none"> • 238,000 metric tons of CO₂ emissions avoided. • 4,800 MW generation capacity installed and commissioned (Medupi). • 100 MW generation capacity installed and commissioned from renewable energy (Sere Wind Farm). • 3,171 MW of generation capacity savings. • 1,034 transmission lines completed. • Increase by 99 MW in Energy Storage Capacity Installed and Commissioned. • 4,584,283 project beneficiaries. • 46 wind turbines erected. | 3430.0 | 35% | 3117.8 | |
| 130 | https://projects.worldbank.org/en/projects-operations/project-detail/P168273 | Energy Sector Improvement Project (P168273 FY19): strengthen Tunisia's electricity transmission system and improve Tunisian Company of Electricity and Gas' commercial performance. | Tunisia | 40 | Energy & Extractives | <ul style="list-style-type: none"> • Cash recovery index increased to 92%. • Transmission capacity along the South-North corridor increased to 3,090 MW. • 100% of high and medium voltage customers provided with a smart meter. • 284 km of transmission lines constructed. • 3 substations constructed and/or reinforced. • Bill collection of private customers increased to 99%. | 151.0 | 100% | 25.4 | SDG 7 SDG 17 |

| # | Link to more information | Project Name (Number Year/s Loans Approved) and Description | Country | Project Life ^a | Sector | Target Results ^b | Committed US\$ mil ^c | IBRD share ^d | Allocated US\$ mil ^e | SDGs ^f |
|-----|---|--|------------|---------------------------|----------------------|---|---------------------------------|-------------------------|---------------------------------|-------------------|
| 131 | https://projects.worldbank.org/en/projects-operations/project-detail/P093765 | Gas Sector Development (P093765 FY06): increase the reliability and stability of gas supply in Turkey by implementing critically needed gas storage and network infrastructure, and support BOTAS in strengthening its operations as a financially stable and commercially managed corporation. | Turkey | 24 | Energy & Extractives | <ul style="list-style-type: none"> ● Increase by 1.20 BCM (Billion cubic meters) in natural gas storage capacity. ● 18 BCM of increased capacity of transmission lines to carry gas every year. ● 9,000,000 project beneficiaries, 50% of which are female. ● Compressor capacity of system increased by 70 MW. | 725.0 | 77% | 663.3 | |
| 132 | https://projects.worldbank.org/en/projects-operations/project-detail/P144534?lang=en&tab=overview | Renewable Energy Integration (P144534 FY14): assist in meeting increased power demand by strengthening the transmission system and facilitating large- scale renewable energy generation. | Turkey | 20 | Energy & Extractives | <ul style="list-style-type: none"> ● 52 km of transmissions lines constructed or rehabilitated. ● 690,000 tons of CO₂ emissions avoided. ● 1,734,000 MWh of annual energy produced. | 625.0 | 78% | 229.1 | |
| 133 | https://projects.worldbank.org/en/projects-operations/project-detail/P151739 | Turkey Geothermal Development Project (P151739 FY17): scale up private sector investment in geothermal energy development in Turkey. | Turkey | 35 | Energy & Extractives | <ul style="list-style-type: none"> ● 650,927 metric tons per year of potential CO₂ emissions reduction. ● 110 MW of generation Capacity of Renewable (Geo-thermal) Energy constructed. ● 5 capacity drilling projects supported by the Loan Facility. | 250.0 | 71% | 227.9 | |
| 134 | https://projects.worldbank.org/en/projects-operations/project-detail/P162727 | Gas Storage Expansion Project (P162727 FY18): increase the reliability and security of gas supply in Turkey by expanding underground gas storage capacity in the country. | Turkey | 30 | Energy & Extractives | <ul style="list-style-type: none"> ● Reduction of gas supply curtailments due to available gas storage at the Tuz Golu Expansion Plant from 1,500,000 m³ to 0 m³. ● 67% reduction of spot liquefied natural gas purchases due to available gas storage at the Tuz Golu Expansion Plant. ● Increased gas storage capacity through the Tuz Golu Gas Storage Expansion Plant by 4,000,000 m³. ● 4,000,000 Turkish gas consumers benefitting from gas supply. | 600.0 | 22% | 174.1 | |
| 135 | https://projects.worldbank.org/en/projects-operations/project-detail/P132741?lang=en&tab=overview | District Heating Energy Efficiency (P132741 FY14): improve energy efficiency and quality of service of District Heating companies. | Ukraine | 20 | Energy & Extractives | <ul style="list-style-type: none"> ● 721,400 consumers served by the participating companies. ● 261,800 tons of CO₂ emissions avoided annually. ● 524,000 MWh of annual energy savings. | 160.0 | 87% | 81.2 | |
| 136 | https://projects.worldbank.org/en/projects-operations/project-detail/P146788 | Second Power Transmission Project (P146788 FY15): improve the reliability of power transmission system and support implementation of the Wholesale Electricity Market in Ukraine. | Ukraine | 23 | Energy & Extractives | <ul style="list-style-type: none"> ● Increase by 50% in electricity traded on bilateral basis and day ahead market in WEM of Ukraine. ● Decrease by 627 MWh in power usage for own needs of Substations which were reconstructed. ● 50% reduction in operating and maintenance costs at the rehabilitated Sub-stations. ● Decrease by 25% in electricity losses per year in project area. ● 430,000 MWh of annual energy savings. ● 2,804,407 tons per year of GHG emissions reduced or avoided based on electricity savings. ● 1,100 MW of renewable energy capacity installed in Ukraine ES. | 270.0 | 87% | 66.3 | |
| 137 | https://projects.worldbank.org/en/projects-operations/project-detail/P118737 | Energy Efficiency Facility for Industrial Enterprises (P118737 FY10): improve energy efficiency in Industrial Enterprises (IEs) by designing and establishing a financing mechanism for energy saving investments. | Uzbekistan | 30 | Energy & Extractives | <ul style="list-style-type: none"> ● USD201,000,000 of leveraged amount of energy efficiency investments. ● 613,000 MWh of energy savings. ● Emissions reduced by 1,269,000 metric tons of CO₂ eq. ● 58 beneficiary industrial enterprises. | 200.0 | 60% | 55.6 | |

| # | Link to more information | Project Name (Number Year/s Loans Approved) and Description | Country | Project Life ^a | Sector | Target Results ^b | Committed US\$ mil ^c | IBRD share ^d | Allocated US\$ mil ^e | SDGs ^f |
|-----|---|--|-----------|---------------------------|----------------------|--|---------------------------------|-------------------------|---------------------------------|--------------------------|
| 138 | https://projects.worldbank.org/en/projects-operations/project-detail/P151086 | Vietnam Energy Efficiency for Industrial Enterprises(VEEIE) (P151086 FY17): improve energy efficiency in Vietnam's industrial sector. | Vietnam | 15 | Energy & Extractives | <ul style="list-style-type: none">● 4,639,000 MWh of projected lifetime energy savings.● 25 Industrial Enterprises adopting improved energy efficiency technologies.● 37,822 propject beneficiaries, 30% of which are women.● 5,027,000 tons of CO₂ eq. avoided annually. | 100.0 | 63% | 23.3 | |
| 139 | https://projects.worldbank.org/en/projects-operations/project-detail/P131558 | Transmission Efficiency Project (P131558 FY15): improve the capacity, efficiency and reliability of electricity transmission services in selected parts of the electricity transmission network in the territory of the Borrower. | Vietnam | 36 | Energy & Extractives | <ul style="list-style-type: none">● 80% increase in transfer capacity in Project area.● Reduced by 66% the average duration of faults in, respectively, in North Red River, South Red River and Tan Uyen area (equivalent to 106, 89 and 32 minutes's reduction).● 3,950 MW of transformer capacity installed.● 1,040 km of transmission lines constructed or rehabilitated. | 500.0 | 68% | 272.8 | |
| 140 | https://projects.worldbank.org/en/projects-operations/project-detail/P166564 | Growth and Inclusion DPF (P166564 FY20): achieve more sustainable and inclusive growth, through a macro-financial and institutional environment that is conducive to private-sector led growth; and financial and social inclusion. | Angola | 40 | Financial Sector | <ul style="list-style-type: none">● 4 quarterly fiscal accounts published per calendar year, with lags no longer than 45 days for each quarter.● 90% of the total deposit accounts insured by a Deposit Guarantee Fund.● Government transfers to State-owned Enterprises (operational subsidies, capital transfers) as a share of GDP decreased to 2%.● Implementation of new fuel pricing: implementation of utility tariff setting mechanism in line with revenue requirement.● FDI inflows (non-oil sector) as a share of GDP increased to 1%.● 800,000 poor households registered and receiving cash transfers in the Cadastro Único. | 500.0 | 100% | 500.0 | SDG 10 SDG 1 SDG 2 |
| 141 | https://projects.worldbank.org/en/projects-operations/project-detail/P159515 | Access to Longer Term Finance for Micro, Small and Medium Enterprises Project (P159515 FY17): improve access to, and strengthen the framework for the provision of, longer term finance for eligible micro, small and medium enterprises. | Argentina | 40 | Financial Sector | <ul style="list-style-type: none">● Increase from 0 to >1 in the ratio of the average portfolio maturity of MSME sub-loans under the project, over the average portfolio maturity of PFI's MSME lending portfolio not financed under the project.● BICE (Bank for Investment and Foreign Trade) has a dedicated unit for risk management of second tier operations, with improved capacity for quantitative and qualitative analysis of risks.● New business development service platform operated by SEPYME (MSME and Regional Development Department) developed and functioning. | 50.0 | 100% | 28.1 | |
| 142 | https://projects.worldbank.org/en/projects-operations/project-detail/P152276 | MSME Access to Finance Project (P152276 FY18): improve access to finance for private MSMEs and enhance governance and the institutional capacity of the Development Bank of the Republic of Belarus. | Belarus | 31 | Financial Sector | <ul style="list-style-type: none">● Governance and business model of the Development Bank of the Republic of Belarus (DBRB) strengthened.● 170% increase in DBRB MSME loan portfolio provided through participating financial institutions.● 150 MSME beneficiaries that obtained credit.● US\$56,000,000 of loans disbursed. | 60.0 | 100% | 43.2 | |

| # | Link to more information | Project Name (Number Year/s Loans Approved) and Description | Country | Project Life ^a | Sector | Target Results ^b | Committed US\$ mil ^c | IBRD share ^d | Allocated US\$ mil ^e | SDGs ^f |
|-----|---|--|-------------------------|---------------------------|------------------|---|---------------------------------|-------------------------|---------------------------------|--------------------------|
| 143 | https://projects.worldbank.org/en/projects-operations/project-detail/P158387 | Banking Sector Strengthening Project (P158387 FY17): improve the soundness of the banking sector by enhancing bank regulation, supervision and resolution capacity and by enhancing the governance of the Entity development banks. | Bosnia and Herzegovina | 40 | Financial Sector | <ul style="list-style-type: none"> • All Republika Srpska and Federation of Bosna and Herzegovina banks remain well-capitalized. • Federal Banking Agency and Banking Agency of the Republic of Srpska review and efficiently respond to cases when banks do not meet prudential norms for capital adequacy. • Federal Banking Agency and Banking Agency of the Republic of Srpska perform its legally mandated technical functions in bank resolution. • New governance and business model for Investment Development Bank of the Republika Srpska and for Development Bank of the Federation of Bosnia and Herzegovina developed. | 60.0 | 100% | 23.0 | |
| 144 | https://projects.worldbank.org/en/projects-operations/project-detail/P150993 | Inclusive Housing Finance Program (P150993 FY15): improve the affordability of formal housing for low-income households in the Arab Republic of Egypt and to strengthen the Social Housing Fund's capacity to design policies and coordinate programs in the social housing sector. | Egypt, Arab Republic of | 40 | Financial Sector | <ul style="list-style-type: none"> • 830,000 targeted households accessing ownership and rental housing units with support from the Program. • 50% of program beneficiaries in bottom 20% of the income distribution. • 250,000 demand-side subsidies supporting the purchase or rental of housing units developed by the private sector. • 725,000 households receiving demand side housing subsidies (AMP) for new units. • 105,000 households participating in rental subsidy programs. | 1000.0 | 100% | 373.1 | |
| 145 | https://projects.worldbank.org/en/projects-operations/project-detail/P162835 | Catalyzing Entrepreneurship for Job Creation (P162835 FY19): foster job creation and improve other economic opportunities for targeted beneficiaries. | Egypt, Arab Republic of | 40 | Financial Sector | <ul style="list-style-type: none"> • 85,200 entrepreneurs receiving financing through the project. • 100,000 jobs created through the project. • US\$89,000,000 of risk capital mobilized by private sector entities for innovative startups and high-growth SMEs. | 200.0 | 100% | 32.9 | SDG 2 SDG 9 SDG 17 |
| 146 | https://projects.worldbank.org/en/projects-operations/project-detail/P170940 | First Financial Sector Reform Development Policy Financing (P170940 FY20): support financial sector reforms that will assist the Government of Indonesia in achieving a deep, efficient and resilient financial sector. | Indonesia | 19 | Financial Sector | <ul style="list-style-type: none"> • Adults stating distance is the foremost barrier to opening a transaction account reduced to 10%. • Short-term investments (cash, bank deposits) in pension fund portfolios reduced to 16%. • 400 financial product marketing violations detected annually. • 40 payment service providers facilitating Quick Response payments. • 75 commercial banks complying with sustainable finance practices. • Pooling fund utilized in disaster response. | 600.0 | 100% | 300.0 | SDG 9 SDG 17 SDG 1 |
| 147 | https://projects.worldbank.org/en/projects-operations/project-detail/P152307 | Access to Finance for MSMEs (P152307 FY18): improve access to finance for micro, small, and medium enterprises. | Jamaica | 35 | Financial Sector | <ul style="list-style-type: none"> • 15 SMEs getting access to risk capital through the SME Fund. • 1,100 guarantees issued for MSME loans through the improved Credit Enhancement Facility. • US\$10,000,000 of private capital mobilized. | 15.0 | 100% | 5.9 | |
| 148 | https://projects.worldbank.org/en/projects-operations/project-detail/P132314 | MSME Development Project for Inclusive Growth (P132314 FY13): contribute to the improvement of access to finance for micro, small and medium enterprises in the Hashemite Kingdom of Jordan. | Jordan | 35 | Financial Sector | <ul style="list-style-type: none"> • 3,500 project beneficiaries. • 10% increase in overall MSME portfolio of participating banks. • 1% decrease in SME Portfolio at Risk. • 5,500 jobs created by MSMEs Project Beneficiaries. • 20% increase in youth owned businesses as a percent of total businesses served by the line of credit. | 120.0 | 100% | 120.0 | |

| # | Link to more information | Project Name (Number Year/s Loans Approved) and Description | Country | Project Life ^a | Sector | Target Results ^b | Committed US\$ mil ^c | IBRD share ^d | Allocated US\$ mil ^e | SDGs ^f |
|-----|---|--|---------|---------------------------|------------------|---|---------------------------------|-------------------------|---------------------------------|-------------------------|
| 149 | https://projects.worldbank.org/en/projects-operations/project-detail/P161905 | Innovative Startups Fund Project (P161905 FY17): increase private early stage equity finance for innovative small and medium enterprises. | Jordan | 40 | Financial Sector | <ul style="list-style-type: none"> ● US\$71,500,000 of private capital mobilized. ● 150 beneficiary companies receiving financing through the project. ● 100 beneficiary companies that introduced a new product or process. ● 10 financial intermediaries receiving financing through the project. | 50.0 | 51% | 30.1 | |
| 150 | https://projects.worldbank.org/en/projects-operations/project-detail/P127306 | Supporting Innovation in SME's Project (P127306 FY13): increase the supply of early stage finance for financially viable, new, and existing innovative firms, and support the capability of firms to respond to the COVID -19 crisis. | Lebanon | 23 | Financial Sector | <ul style="list-style-type: none"> ● 110 beneficiary firms, 10% owned by women. ● 166 new/ improved products/processes offered. ● 180 new jobs created in beneficiary SMEs, 10% of which are filled by women. ● 70% of beneficiary firms reporting sales of new medical goods and services sales. ● 11 firms receiving funding from the COVID-19 financing facility. ● 80% of firms reporting that innovative SME funding contributes to job protection during the economic crisis and COVID-19 outbreak. | 30.0 | 100% | 23.0 | |
| 151 | https://projects.worldbank.org/en/projects-operations/project-detail/P153338 | Expanding Rural Finance (P153338 FY16): expand the availability of finance to the rural economy. | Mexico | 31 | Financial Sector | <ul style="list-style-type: none"> ● 400,000 loans disbursed under project. ● UD\$773 million of total loans disbursed under project. ● 6% increase in average non-performing loans ratio for PFIs receiving project funds. ● 155 PFIs that receive capacity building from Rural Financial Development Agency. ● 315,000 final beneficiaries with loans financed with project funds. ● 260,000 final microfinance beneficiaries financed with project funds. | 800.0 | 99% | 320.6 | |
| 152 | https://projects.worldbank.org/en/projects-operations/project-detail/P172863 | COVID-19 Financial Access DPF (P172863 FY20): contribute to the government's efforts to support liquidity in the financial sector, and establish instruments for improved financial access. | Mexico | 19 | Financial Sector | <ul style="list-style-type: none"> ● 15% reduction of the stock of monetary regulation deposit. ● 1,200,000 minors ages 15 to 17 that own a bank account. ● 100% of licensed Electronic Payment Funds Institutions in compliance with transparency and disclosure rules on contracts. ● 60% of women benefitting from state development banks' financial access programs. ● 100% of schools incorporating Financial Education in their official curriculum. | 1000.0 | 100% | 2.5 | SDG 9 SDG 3 SDG 8 |
| 153 | https://projects.worldbank.org/en/projects-operations/project-detail/P157932 | Improving Access to Affordable Housing Project (P157932 FY17): increase access to affordable housing for low-income beneficiaries. | Mexico | 30 | Financial Sector | <ul style="list-style-type: none"> ● 28,700 low-income population benefiting from direct supports, 50% of which are women. ● 3 cities that take concrete steps or actions to increase density or relieve regulatory bottlenecks for affordable housing provision. ● 5 studies completed to support proposed urban plans. ● A community dissemination campaign targeting indigenous populations designed and implemented. | 100.0 | 100% | 72.7 | |
| 154 | https://projects.worldbank.org/en/projects-operations/project-detail/P150928 | Financing Innovative Startups and Small and Medium Enterprises (P150928 FY17): facilitate the increase of private equity and quasi-equity finance for innovative startups and small and medium enterprises in the Project Area. | Morocco | 30 | Financial Sector | <ul style="list-style-type: none"> ● US\$30,000,000 of Private Capital Mobilized. ● 100 beneficiaries that introduced a new or, improved on an existing, product, process, or service. ● 60 SMEs receiving private equity financing through the project. | 50.0 | 100% | 45.0 | |

| # | Link to more information | Project Name (Number Year/s Loans Approved) and Description | Country | Project Life ^a | Sector | Target Results ^b | Committed US\$ mil ^c | IBRD share ^d | Allocated US\$ mil ^e | SDGs ^f |
|-----|---|---|--------------------|---------------------------|------------------|---|---------------------------------|-------------------------|---------------------------------|--------------------------|
| 155 | https://projects.worldbank.org/en/projects-operations/project-detail/P168587 | Financial Inclusion and Digital Economy Project (P168587 FY19) : foster financial inclusion and contribute to digital transformation for individuals, enterprises, and entrepreneurs. | Morocco | 30 | Financial Sector | <ul style="list-style-type: none"> ● 0.8% increase in gross loan portfolio for the microfinance sector. ● MAD0.6 billion increase in cumulative Tamwil El Fellah (agriculture development financing corporation) loans disbursed. ● 75% of payment companies reporting gender-disaggregated performance data to Central Bank of Morocco. ● 50,000 independent professionals, selfemployed individuals, and non-salary individuals with health insurance coverage. ● MAD2 billion of Sukuk certificate issuances. ● 3 insurance companies issuing Takaful products. ● 20,000 mobile/"m"-wallets issued. ● 2.6% increase in fixed broadband penetration as a percentage of households. ● 3% increase in rural households with Internet access. ● The new electronic portal is operational. ● 2 business angel networks that have been certified by the Central Guarantee Agency. ● 30 start-up projects submitted to business angels for financing. | 700.0 | 100% | 685.2 | |
| 156 | https://projects.worldbank.org/en/projects-operations/project-detail/P146319 | Development Finance Project (P146319 FY15) : increase the availability and access to finance for micro, small, and medium enterprises through eligible financial intermediaries with the support of a new wholesale development finance institution. | Nigeria | 26 | Financial Sector | <ul style="list-style-type: none"> ● Increase by %5 in PFIs' eligible sub-loan portfolio quality (Non-Performing Loans). ● US\$651,000,000 of PFIs' Eligible Sub-Loans facilitated by Credit Guarantee Facility. ● US\$445,000,000 of PFIs' Eligible Sub-Loans facilitated by Line of Credit Facility. | 500.0 | 100% | 409.5 | |
| 157 | https://projects.worldbank.org/en/projects-operations/project-detail/P157715 | OECS MSME Guarantee Facility Project (P157715 FY18) : facilitate additional financial intermediation for MSMEs by supporting the establishment of a regional partial guarantee corporation. | OECS Countries | 25 | Financial Sector | <ul style="list-style-type: none"> ● 400 Guaranteed Loans. ● US\$10,000,000 of outstanding guaranteed loans. ● 45 loan officers trained in MSME credit assessment. ● 400 MSMEs receiving guaranteed loans. ● 30% of guarantees issued to women owned or managed MSMEs. | 2.0 | 17% | 0.8 | SDG 3 SDG 9 SDG 17 |
| 158 | https://projects.worldbank.org/en/projects-operations/project-detail/P169505 | First Economic Management Development Policy Loan (P169505 FY20) : improve the enabling conditions for more resilient, private sector-led growth, promote economic growth that is more environmentally sustainable and resilient to climate-induced shocks, and increase resilience through more efficient and accountable management of public resources. | Paraguay | 40 | Financial Sector | <ul style="list-style-type: none"> ● Average number of days to register a business decreased to 18. ● Average time for customs clearance decreased to 132 hours. ● Data on land use change is publicly available in online data portals. ● US\$5 million of loans extended for commercial forest plantations. ● Report on risks of money laundering from tax evasion is completed. | 200.0 | 100% | 200.0 | SDG 15 SDG 1 SDG 2 |
| 159 | https://projects.worldbank.org/en/projects-operations/project-detail/P120338 | Financial Education and Financial Literacy (P120338 FY11) : improve the financial literacy of Russian citizens (especially, among the school-age and college students, and active and potential low- and middle-income users of financial services); and strengthen the foundations for improving consumer protection in financial services. | Russian Federation | 19 | Financial Sector | <ul style="list-style-type: none"> ● Financial literacy strategy is developed and agreed between key stakeholders. ● 9 regional Financial literacy development programs being implemented with the project support. ● 120 educational modules and learning materials developed nationally at federal level. | 25.0 | 22% | 23.6 | |

| # | Link to more information | Project Name (Number Year/s Loans Approved) and Description | Country | Project Life ^a | Sector | Target Results ^b | Committed US\$ mil ^c | IBRD share ^d | Allocated US\$ mil ^e | SDGs ^f |
|-----|---|--|--------------|---------------------------|------------------|---|---------------------------------|-------------------------|---------------------------------|--------------------------|
| 160 | https://projects.worldbank.org/en/projects-operations/project-detail/P156837 | State Owned Financial Institutions Reform Project (P156837 FY18): improve the performance of Banka Postanska Stedionica AD Beograd and promote the reform of development finance institutions and other state-owned financial institutions. | Serbia | 20 | Financial Sector | <ul style="list-style-type: none"> ● 60% decrease in Banka Postanska Stedionica gross amount of performing credit exposures to medium and large private sector enterprises compared to end-2016. ● 70% reduction in state-owned non-performing loans compared to end-2016. ● Adopted a strategy for development finance. | 50.0 | 89% | 13.0 | |
| 161 | https://projects.worldbank.org/en/projects-operations/project-detail/P150008 | Land Bank Financial Intermediation Project (P150008 FY17): sustainably scale up Land Bank's financing, specifically to benefit emerging farmers. | South Africa | 29 | Financial Sector | <ul style="list-style-type: none"> ● US\$65,100,000 of wholesale loans disbursed. ● US\$27,900,000 of direct value chain loans disbursed under the project. ● 10% increase in total Non-Performing Loans rate under the line of credit. ● 1,100 project beneficiaries. | 93.0 | 100% | 26.9 | |
| 162 | https://projects.worldbank.org/en/projects-operations/project-detail/P166187 | Competitiveness and Sector Diversification (P166187 FY20): support sector governance improvements and increase competitiveness in targeted industries in Suriname. | Suriname | 36 | Financial Sector | <ul style="list-style-type: none"> ● 50% of mining concessions subject to formal inspections following good international practice. ● 15% increase in revenue of SMEs benefitting from project support. ● 14 regulatory or policy reforms adopted to strengthen governance and competitiveness in targeted industries. ● 160 SMEs benefitting from capacity upgrading support. ● A system for transparent assessment and collection of revenues from the mining sector established. | 23.0 | 100% | 0.1 | SDG 2 SDG 17 SDG 1 |
| 163 | https://projects.worldbank.org/en/projects-operations/project-detail/P156252 | Long Term Export Finance (P156252 FY17): improve access to longer term finance for export oriented small, medium and large enterprises. | Turkey | 29 | Financial Sector | <ul style="list-style-type: none"> ● 260 SME beneficiaries financed by PFIs under the project. ● 30 Large Enterprise beneficiaries financed by PFIs under the project. ● US\$300,000,000 of Bank support. | 300.0 | 100% | 300.0 | |
| 164 | https://projects.worldbank.org/en/projects-operations/project-detail/P163225 | Inclusive Access to Finance (P163225 FY18): improve access to longer-term finance for women-inclusive enterprises and enterprises in less developed sub-regions affected by the influx of Syrians under temporary protection. | Turkey | 35 | Financial Sector | <ul style="list-style-type: none"> ● Increased from 0 to >1 the ratio of the average maturity of SME sub-financing under the project, over the average maturity of the participating financial institution's SME portfolio not financed under the project. ● Increased from 0 to >1 the ratio of the average maturity of large enterprise sub-financing under the project, over the average maturity of the borrower's large enterprise portfolio not financed under the project. ● 240 SME beneficiaries financed under the project. ● 40 large enterprise beneficiaries financed under the project. | 400.0 | 100% | 202.7 | |
| 165 | https://projects.worldbank.org/en/projects-operations/project-detail/P156766 | Access to Long Term Finance (P156766 FY17): improve access to longer term finance for export oriented small and medium enterprises. | Ukraine | 40 | Financial Sector | <ul style="list-style-type: none"> ● 60 SME beneficiaries financed by PFIs. ● US\$150,000,000 of Bank Support. ● 2 active PFIs. | 150.0 | 100% | 62.6 | |
| 166 | https://projects.worldbank.org/en/projects-operations/project-detail/P144688 | Health System Improvement Project (P144688 FY15): contribute to the modernization of selected pubic hospital services. | Albania | 30 | Health | <ul style="list-style-type: none"> ● 3 hospitals in the selected region that have launched the implementation of the hospital master plan recommendations. ● 4 regional hospitals with Hospital Information System established and functional. ● 100 experts and selected health personnel receiving training. ● 14 regional hospitals renovated and/or equipped. | 40.0 | 100% | 8.0 | |

| # | Link to more information | Project Name (Number Year/s Loans Approved) and Description | Country | Project Life ^a | Sector | Target Results ^b | Committed US\$ mil ^c | IBRD share ^d | Allocated US\$ mil ^e | SDGs ^f |
|-----|---|---|-----------|---------------------------|--------|---|---------------------------------|-------------------------|---------------------------------|-------------------|
| 167 | https://projects.worldbank.org/en/projects-operations/project-detail/P160948 | Health System Performance Strengthening Project (HSPSP) (P160948 FY18): increase the utilization and the quality of health care services in target provinces and municipalities. The project has also made available immediate financing to support the Government of Angola in its urgent health sector response to the COVID-19 pandemic. This financing has been utilized to support operational costs related to the response and strategic procurements for COVID-19 materials and equipment. | Angola | 37 | Health | <ul style="list-style-type: none">● 558,000 child health consultations in the 13 Child Health Expansion municipalities.● 60 health units implementing the minimum package of maternal and child health services.● 22 health facilities that provide TB diagnosis.● 160,000 people who have received essential health, nutrition, and population services.● 113,895 female adolescents (12-15) and women (ages 15-49) who had a family planning consultation.● 110,000 children immunized.● 10,000 women and children who have received basic nutrition services.● 159,000 children receiving first dose of Measles and Rubella. | 110.0 | 100% | 49.7 | |
| 168 | https://projects.worldbank.org/en/projects-operations/project-detail/P133193 | Protecting Vulnerable people Against Noncommunicable Diseases Project (P133193 FY15): contribute to improving the readiness of public health facilities to deliver higher quality NCD-services for vulnerable population groups and expanding the scope of selected services; and protecting vulnerable population groups against prevalent NCD risk factors. | Argentina | 40 | Health | <ul style="list-style-type: none">● Increase by 60% in public primary health care facilities certified to provide quality services for the detection and control of NCDs.● 850 public health care facilities providing new services for early detection of colon cancer.● Reduction by 13% in the prevalence of sodium consumption among vulnerable population.● 3,500 health personnel receiving training.● 5% reduction in the prevalence of tobacco consumption among adults.● 18 provinces that have implemented recommended actions to reduce population sodium consumption.● 6 provinces that have a regulation in place to prevent childhood obesity through actions in school environments. | 303.8 | 80% | 151.6 | |
| 169 | https://projects.worldbank.org/en/projects-operations/project-detail/P163345 | Supporting Effective Universal Health Coverage in Argentina (P163345 FY18): increase effective and equitable coverage of key health services provided to the eligible population; and increase the institutional capacity of the MSN and MSPs to implement mechanisms for an integrated delivery system. | Argentina | 39 | Health | <ul style="list-style-type: none">● 13.3% increase in eligible population with effective health coverage.● 12% increase in eligible population enrolled and assigned to a health facility, for continuous care (“empaneled”).● 10.3% increase in eligible pregnant women with early antenatal care.● 40% increase in health facilities with service delivery capacity strengthened for key lines of care, through medical equipment provision. | 300.0 | 46% | 36.7 | |

| # | Link to more information | Project Name (Number Year/s Loans Approved) and Description | Country | Project Life ^a | Sector | Target Results ^b | Committed US\$ mil ^c | IBRD share ^d | Allocated US\$ mil ^e | SDGs ^f |
|-----|---|---|-----------|---------------------------|--------|--|---------------------------------|-------------------------|---------------------------------|-------------------|
| 170 | https://projects.worldbank.org/en/projects-operations/project-detail/P173767 | COVID-19 Emergency Response Project (P173767 FY20): strengthen preparedness and response efforts against the COVID-19 pandemic and national systems for public health preparedness in Argentina. | Argentina | 39 | Health | <ul style="list-style-type: none"> ● 90% of suspected cases of COVID-19 reported and investigated per approved protocols. ● 90% of diagnosed cases treated per approved protocols. ● 80% of acute healthcare facilities with increased isolation capacity. ● 19 laboratories conducting COVID-19 sample testing. ● 90% of public hospitals with Intensive Care Units strengthened. ● 80% of public hospitals with Intensive Care Units received training according approved protocols. ● 90% of participating hospitals with personal protective equipment and infection control products and supplies, provided. | 35.0 | 100% | 15.8 | SDG 3 SDG 17 |
| 171 | https://projects.worldbank.org/en/projects-operations/project-detail/P156778 | Health System Modernization Project (P156778 FY17): contribute to improving selected aspects of the quality of health care delivery in the Republic of Belarus. | Belarus | 20 | Health | <ul style="list-style-type: none"> ● 8% increase in survival rate of newborns at the Intensive Neonatal Department of the RCMC (Republican Center of Mother and Child). ● 100% of selected health facilities (PHC centers/ambulatories, polyclinics, hospitals, and diagnostic centers) that can electronically exchange patient summaries. ● 50% increase in diabetes patients who received A1C blood sugar test once a year. ● 7,500 health care specialists trained in emergency medical care at BelMapo, including using simulation equipment. | 125.0 | 100% | 10.0 | |
| 172 | https://projects.worldbank.org/en/projects-operations/project-detail/P164453 | Health Service Delivery Network Project (P164453 FY18): improve access to, and quality of, health service delivery in selected health networks and to respond to the threat posed by COVID-19. | Bolivia | 38 | Health | <ul style="list-style-type: none"> ● 7 network referral centers operational with at least 60% of the required medical staff and providing health services. ● 75% of health facilities supported in the targeted networks fulfill the licensing standards. ● 20 clinical guidelines updated or developed. ● 57 health facilities and 3 regional labratories equipped to improve response to the COVID-19 outbreak. | 252.0 | 84% | 43.7 | |
| 173 | https://projects.worldbank.org/en/projects-operations/project-detail/P126210 | Chongqing Urban Rural Integration Project II-Health (P126210 FY12): improve the access of populations in selected non-metropolitan areas to County/District level hospital-based services, raising the efficiency of service production and improving the quality of care in targeted hospitals. | China | 31 | Health | <ul style="list-style-type: none"> ● 8 project hospital buildings that meet or exceed the National Energy Saving Standard. ● 60% of the construction area with central heating/air conditioning system out of the total hospital construction area. ● 600 trainees who complete the training as evidenced by completion certificate or accreditation. ● 1,400 health personnel receiving training. ● 8 health facilities constructed, renovated, and/or equipped. | 90.0 | 64% | 65.3 | |
| 174 | https://projects.worldbank.org/en/projects-operations/project-detail/P154984 | China Health Reform Program (P154984 FY17): improve the quality of healthcare services and the efficiency of the healthcare delivery systems in Anhui and Fujian provinces. | China | 39 | Health | <ul style="list-style-type: none"> ● 20 counties that have established a county-township-village population health information system (Anhui). ● 500 Township Health Centers/Community Health Centers that have established primary care health information systems (Fujian). | 600.0 | 100% | 242.9 | |

| # | Link to more information | Project Name (Number Year/s Loans Approved) and Description | Country | Project Life ^a | Sector | Target Results ^b | Committed US\$ mil ^c | IBRD share ^d | Allocated US\$ mil ^e | SDGs ^f |
|-----|---|---|-------------------------|---------------------------|--------|---|---------------------------------|-------------------------|---------------------------------|-------------------------|
| 175 | https://projects.worldbank.org/en/projects-operations/project-detail/P148435 | Strengthening Universal Health Insurance in Costa Rica (P148435 FY16): contribute to improving the timeliness and quality of health services; and enhancing the institutional efficiency of the Costa Rican Social Security Administration. | Costa Rica | 40 | Health | <ul style="list-style-type: none"> ● 22% increase in major surgeries from priority list conducted in outpatient settings according to Costa Rican Social Security Administration institutional guidelines. ● 30% increase in total number of primary health care units (Areas de Salud) with the Unique Digital Health Record e-health package (EDUS). ● 35% reduction in average waiting days for hip and knee replacement. ● Institutional strategic intelligence system data designed and approved resulting in launching two annual reports. | 420.0 | 100% | 390.0 | |
| 176 | https://projects.worldbank.org/en/projects-operations/project-detail/P173773 | COVID-19 Emergency Response Project (P173773 FY20): prevent and respond to the threat posed by COVID-19 and strengthen national systems for public health preparedness. | Ecuador | 39 | Health | <ul style="list-style-type: none"> ● 80% of prioritized ICU units are fully equipped and operational. ● 10 public health campaign audiovisual materials developed and disseminated. ● 80% of ICU beds in prioritized ICU units are fully equipped and operational. | 20.0 | 100% | 10.1 | SDG 3 SDG 1 SDG 5 |
| 177 | https://projects.worldbank.org/en/projects-operations/project-detail/P167000 | Transforming Egypt's Healthcare System Project (P167000 FY18): improve the quality of primary and secondary health care services, enhance demand for health and family planning services, and support the prevention and control of Hepatitis C. | Egypt, Arab Republic of | 40 | Health | <ul style="list-style-type: none"> ● 35,000,000 people screened for Viral Hepatitis C. ● 7% increase in contraceptive prevalence rate. ● 20,000,000 targeted people screened for non-communicable diseases. ● 3,400,000 women and children who have received basic nutrition services. | 530.0 | 53% | 282.3 | |
| 178 | https://projects.worldbank.org/en/projects-operations/project-detail/P173883 | COVID-19 Emergency Response Project (P173883 FY20): prevent, detect and respond to the threat posed by COVID-19 and strengthen national systems for public health preparedness in Eswatini. | Eswatini | 35 | Health | <ul style="list-style-type: none"> ● 95% of suspected cases reported that are tested according to national guidelines. ● 14 public hospitals with COVID-19 triage capacity. ● M&E system established to monitor the COVID-19 preparedness and response plan. ● 4,410 additional health staff trained in COVID-19 infection prevention and control per Ministry of Health-approved protocols. ● 3 hospital with fully equipped ICU beds. | 6.0 | 100% | 3.9 | SDG 3 SDG 17 |
| 179 | https://projects.worldbank.org/en/projects-operations/project-detail/P173927 | COVID-19 Strategic Preparedness and Response Project (P173927 FY20): prevent, detect and respond to the threat posed by COVID-19 and strengthen national systems for public health preparedness in Gabon. | Gabon | 13 | Health | <ul style="list-style-type: none"> ● 5 designated laboratories with COVID-19 diagnostic equipment, test kits, and reagents. ● 60% of suspected cases of COVID-19 reported and investigated per approved protocol. ● 70% of diagnosed cases treated per approved protocol ● 80% of health staff equipped with appropriate PPE for infection prevention and control per Ministry of Health-approved protocols. ● 60,000 suspected COVID-19 cases tested per Ministry of Health-approved protocols at the 5 designated laboratories equipped to conduct COVID-19 diagnosis. ● M&E system established to monitor COVID-19 preparedness and response plan. | 9.0 | 100% | 6.2 | SDG 3 |

| # | Link to more information | Project Name (Number Year/s Loans Approved) and Description | Country | Project Life ^a | Sector | Target Results ^b | Committed US\$ mil ^c | IBRD share ^d | Allocated US\$ mil ^e | SDGs ^f |
|-----|---|---|-----------|---------------------------|--------|---|---------------------------------|-------------------------|---------------------------------|--------------------------|
| 180 | https://projects.worldbank.org/en/projects-operations/project-detail/P159213 | Crecer Sano: Guatemala Nutrition and Health Project (P159213 FY17): improve selected practices, services and behaviors known to be key determinants of chronic malnutrition (with an emphasis on the first 1,000 days of life), and respond to the threat posed by COVID-19, in selected intervention areas. | Guatemala | | Health | <ul style="list-style-type: none"> ● 70% municipalities implemented combined interventions. ● 2 temporary hospitals established and equipped as per Ministry of Public Health and Social Assistance guidelines. ● 80,000 families being served by new or rehabilitated water systems in the intervention areas. ● 5.000 health staff trained in infection prevention and control per Ministry of Public Health and Social Assistance-approved protocols. ● 7.000 families served by new or rehabilitation works for sanitation systems in the intervention areas. ● 70% of children under two years old who are beneficiaries of the CCT Program receiving transfers. ● 31% increase in coverage of prenatal care with at least four visits in the intervention areas. ● 40,000 additional women of reproductive age in the intervention areas having access/receiving at least one family planning method. ● 2,400 health personnel receiving training. ● 154 health facilities constructed, renovated, and/or equipped. ● 680,000 people who have received essential health, nutrition, and population (HNP) services. ● 400,000 children immunized. ● 280,000 women and children who have received basic nutrition services | 100.0 | 100% | 1.5 | |
| 181 | https://projects.worldbank.org/en/projects-operations/project-detail/P166373 | Tamil Nadu Health System Reform Program (P166373 FY19): improve quality of care, strengthen management of non-communicable diseases and injuries, and reduce inequities in reproductive and child health services in Tamil Nadu. | India | 40 | Health | <ul style="list-style-type: none"> ● 3,600,000 children immunized. ● Antenatal Care increased to 41% and fully immunization increased to 70% in effort to increase utilization of reproductive and child health services. | 287.0 | 5% | 52.7 | SDG 3 SDG 2 SDG 4 |
| 182 | https://projects.worldbank.org/en/projects-operations/project-detail/P167581 | Andhra Pradesh Health Systems Strengthening Project (P167581 FY19): improve the quality and responsiveness of public health services and increase access of the population to an expanded package of primary health services. | India | 36 | Health | <ul style="list-style-type: none"> ● 5% increase in the average patient reported experience score. ● 2% increase in patients diagnosed and at risk of hypertension and diabetes, managed as per protocol at the Subcenter or Primary Health Center. ● 11 districts with at least 90% of pregnant women receiving full ante-natal care. ● 1,400 health facilities with an operational integrated online patient management system. ● 6% increase in the percentage of patients accessing their individual Electronic Medical Records. ● 67% of the adult population screened and stratified by risk as per clinical protocols for hypertension and diabetes. | 328.0 | 10% | 31.6 | SDG 3 SDG 9 SDG 6 |
| 183 | https://projects.worldbank.org/en/projects-operations/project-detail/P167523 | Program Towards Elimination of Tuberculosis (P167523 FY19): improve the coverage and quality of TB control interventions in the private and public sector in targeted states of India. | India | 24 | Health | <ul style="list-style-type: none"> ● 800,000 private notifications in targeted states annually. ● 77% and 60% of TB patients notified by, respectively, public and private providers receiving 1st Nikshay Poshan Yojana payment intargeted states annually. ● 56% increase in beneficiaries receiving financial support through DBT in targeted states. | 400.0 | 30% | 41.0 | SDG 3 SDG 17 SDG 1 |

| # | Link to more information | Project Name (Number Year/s Loans Approved) and Description | Country | Project Life ^a | Sector | Target Results ^b | Committed US\$ mil ^c | IBRD share ^d | Allocated US\$ mil ^e | SDGs ^f |
|-----|---|--|---------------------------|---------------------------|--------|--|---------------------------------|-------------------------|---------------------------------|--------------------------|
| 184 | https://projects.worldbank.org/en/projects-operations/project-detail/P173836 | COVID-19 Emergency Response and Health Systems Preparedness Project (P173836 FY20): prevent, detect and respond to the threat posed by COVID-19 and strengthen national health systems for preparedness in India. | India | 24 | Health | <ul style="list-style-type: none"> ● 70% of district hospitals with isolation capacity. ● The Government has activated their one health coordination mechanism for COVID-19. ● 70% of district health centers/district hospitals with personal protective equipment and infection control products and supplies, without stock-outs in preceding two weeks. ● 70% of states with sufficient COVID-19 testing capacity within 4 weeks of project implementation. ● 70% of states issuing school closures with state-level distance learning strategies for primary and secondary school students. ● 80% of district hospital doctors and nurses who are trained on WHO standards of clinical treatment for COVID-19 within 8 weeks of project implementation. ● 70% of states with Emerging Infectious Disease Contingency Plans in place with dedicated budget. | 1000.0 | 100% | 502.5 | SDG 3 SDG 9 SDG 17 |
| 185 | https://projects.worldbank.org/en/projects-operations/project-detail/P154947 | Regional Infrastructure Development Fund (P154947 FY17): increase access to infrastructure finance at the subnational level through a financially sustainable financial intermediary. | Indonesia | 15 | Health | <ul style="list-style-type: none"> ● 25 subnational governments receiving Regional Infrastructure Development Fund loans. ● IDR 400,000,000 raised. ● IDR 150 bn of average loan size approved by Regional Infrastructure Development Fund. | 100.0 | 25% | 33.1 | |
| 186 | https://projects.worldbank.org/en/projects-operations/project-detail/P164277 | Supporting Primary Health Care Reform (P164277 FY18): strenghten the performance of Indonesia’s primary health care system. | Indonesia | 21 | Health | <ul style="list-style-type: none"> ● Increase by 12% in women delivering at a health care facility. ● 23,375,000 People who have received essential health, nutrition, and population services. ● 600 special health worker teams deployed. | 150.0 | 0% | 49.3 | |
| 187 | https://projects.worldbank.org/en/projects-operations/project-detail/P164686 | Investing in Nutrition and Early Years (P164686 FY18): increase simultaneous utilization of nutrition interventions by 1,000-day households in priority districts. | Indonesia | 20 | Health | <ul style="list-style-type: none"> ● 308 commitments of Priority District leaders to accelerate stunting prevention. ● The performance of districts in targeting priority nutrition interventions increased to 77%. ● 300 Priority Districts delivery of nutrition-sensitive professional development program for Early Childhood Education and Development Teachers. ● 308 villages empowered to identify 1,000-day households and converge intervention delivery. ● 90% of beneficiaries receiving food assistance program (BNPT) in Priority Districts. | 400.0 | 2% | 32.4 | SDG 3 SDG 2 SDG 10 |
| 188 | https://projects.worldbank.org/en/projects-operations/project-detail/P173994 | COVID-19 Emergency Response Project (P173994 FY20): improve the availability of selected essential, life-saving medical equipment for COVID-19 response. | Iran, Islamic Republic of | 16 | Health | <ul style="list-style-type: none"> ● 100% of selected health facilities provided with essential life-saving medical equipment for COVID-19 response. | 50.0* | 100% | 51.4* | SDG 3 |
| 189 | https://projects.worldbank.org/en/projects-operations/project-detail/P163387 | Emergency Health Project (P163387 FY17): support the Government of Jordan in maintaining the delivery of primary and secondary health services to poor uninsured Jordanians and Syrian refugees at Ministry of Health facilities. | Jordan | 40 | Health | <ul style="list-style-type: none"> ● 1,101,290 in children immunized. | 177.2 | 71% | 105.8 | |

| # | Link to more information | Project Name (Number Year/s Loans Approved) and Description | Country | Project Life ^a | Sector | Target Results ^b | Committed US\$ mil ^c | IBRD share ^d | Allocated US\$ mil ^e | SDGs ^f |
|-----|---|--|------------|---------------------------|--------|--|---------------------------------|-------------------------|---------------------------------|--------------------------|
| 190 | https://projects.worldbank.org/en/projects-operations/project-detail/P173972 | COVID-19 Emergency Response (P173972 FY20): prevent, detect and respond to the threat posed by COVID-19 andstrengthen the national health system for public health preparedness. | Jordan | 40 | Health | <ul style="list-style-type: none">● 32 hospitals that comply with COVID-19 case management per WHO protocol.● 1,500 health and non-health staff trained in infection and prevention control per Ministry of Health-approved protocols.● 2 newly renovated health facilities fully equipped with medical equipment and commodities for COVID-19.● M&E system established to monitor COVID-19 preparedness and response plan. | 20.0 | 100% | 5.9 | SDG 3 SDG 17 |
| 191 | https://projects.worldbank.org/en/projects-operations/project-detail/P152625 | Social Health Insurance Project: Improving Access, Quality, Efficiency and Financial Protection (P152625 FY16): improve accessibility, quality, and efficiency of health service delivery, and reduce financial risks to the population that are caused by serious health problems. | Kazakhstan | 20 | Health | <ul style="list-style-type: none">● 5% increase in public expenditure share for PHC, consultation and diagnostic care and outpatient drugs.● 35% increase in all surgeries included in the “outpatient elective surgeries” list performed as outpatient surgeries in project-supported hospitals and outpatient facilities.● 3,400 health personnel receiving training.● 50 health facilities constructed, renovated, and/or equipped.● 60% increase in transparency, credibility, and effectiveness of the complaints handling system. | 80.0 | 89% | 17.2 | |
| 192 | https://projects.worldbank.org/en/projects-operations/project-detail/P163476 | Health Resilience Project (P163476 FY17): increase access to quality healthcare services to poor Lebanese and displaced Syrians in Lebanon and strengthen the Government’s capacity to respond to COVID-19. | Lebanon | 29 | Health | <ul style="list-style-type: none">● 435,000 primary care beneficiaries, 190,000 of which are poor lebanese and 245,000 of which are displaced syrians.● 110 health facilities accredited.● 30% increase in children fully vaccinated under the age of two according to national immunization policy (22,000 children immunized).● 30 vaccination sites and 5 COVID treatment centers established.● 70% of specific priority population defined in the national plan vaccinated.● 6 COVID-19 treatment centers built. | 95.8 | 80% | 12.1 | |
| 193 | https://projects.worldbank.org/en/projects-operations/project-detail/P173799 | Covid-19 Emergency Response and Health System Preparedness Project (P173799 FY20): strengthen Mongolia’s capacity to prevent and respond to the COVID-19 outbreak and strengthen national systems for public health preparedness. | Mongolia | 35 | Health | <ul style="list-style-type: none">● 5 designated laboratories with COVID-19/SARI diagnostic capacities established per Ministry of Health guidelines.● 100% of priority population vaccinated, based on the targets defined in national plan.● 20 mass media messages disseminated on COVID-19 vaccine sequencing, target groups for COVID-19 vaccination and prevention measures in the last six months.● 200 ventilators provided to hospitals.● 80% of provincial and district general hospitals with personal protective equipment and infection control products and supplies, without stock-outs in preceding two weeks.● 500 health staff trained in infection prevention and control per Ministry of Health-approved protocols. | 13.8 | 51% | 0.0 | SDG 3 SDG 2 SDG 17 |

| # | Link to more information | Project Name (Number Year/s Loans Approved) and Description | Country | Project Life ^a | Sector | Target Results ^b | Committed US\$ mil ^c | IBRD share ^d | Allocated US\$ mil ^e | SDGs ^f |
|-----|---|--|----------|---------------------------|--------|---|---------------------------------|-------------------------|---------------------------------|--------------------------|
| 194 | https://projects.worldbank.org/en/projects-operations/project-detail/P148017 | Health Sector Support (P148017 FY15): expand access to primary health care in targeted rural areas and strengthen detection and case management to respond to the COVID-19 pandemic. | Morocco | 30 | Health | <ul style="list-style-type: none">● 13,126 people who have received essential health, nutrition, and population services.● 107,000 patients with hypertension diagnosed and treated in rural ESSPs (primary health care facilities).● 17% increase in number of patients with diabetes diagnosed and treated at a rural ESSP in the Program area.● 5.8% increase in number of pregnant women receiving antenatal care during a visit to a rural ESSP.● Increase by 7% in number of deliveries of rural women attended by skilled health personnel in public health facilities.● 629,000 PCR tests conducted to diagnose COVID-19.● 50 health care facilities designated COVID-19 facilities and equipped as per Ministry of Health guidelines.● 15 laboratories with COVID-19 diagnostic capacities established per Ministry of Health guidelines. | 135.0 | 100% | 86.7 | |
| 195 | https://projects.worldbank.org/en/projects-operations/project-detail/P167996 | Public Health Sector Strengthening (P167996 FY19): strengthen the public primary health care micro-networks and expand access to quality primary health care services for the population covered by the Ministry of Public Health and Social Welfare. | Paraguay | 40 | Health | <ul style="list-style-type: none">● 40% of the population covered by the Ministry of Public Health and Social Welfare with access to PHC through the Family Health Care Center.● 152 new Family Health Care Centers built.● 2,500 health staff trained.● 9 Clinical Practice Guidelines revised.● 60% of municipalities implementing social accountability actions.● Health Information System for medicine stock control developed.● 19,115 people who have received essential health, nutrition, and population services. | 115.0 | 100% | 0.3 | SDG 3 SDG 2 SDG 10 |
| 196 | https://projects.worldbank.org/en/projects-operations/project-detail/P173805 | COVID-19 Emergency Response Project (P173805 FY20): strengthen the national health system for emergency preparedness and response to COVID-19 pandemic in the Republic of Paraguay. | Paraguay | 40 | Health | <ul style="list-style-type: none">● 70% of suspected cases of COVID-19 reported and investigated per approved protocols.● 70% of public hospitals reequipped to apply response plans per Ministry of Public Health and Social Welfare Guidelines.● 80% of public hospitals equipped with personal protective equipment and infection control products and supplies.● 28 ambulances delivered and operative. | 20.0 | 100% | 0.1 | SDG 3 SDG 17 |

| # | Link to more information | Project Name (Number Year/s Loans Approved) and Description | Country | Project Life ^a | Sector | Target Results ^b | Committed US\$ mil ^c | IBRD share ^d | Allocated US\$ mil ^e | SDGs ^f |
|-----|---|--|-----------|---------------------------|--------|---|---------------------------------|-------------------------|---------------------------------|-------------------|
| 197 | https://projects.worldbank.org/en/projects-operations/project-detail/P163255 | Integrated Health Networks (P163255 FY19): improve the resolute capacity and quality of public First-Level Health Services in Lima Metropolitan Area and Prioritized Regions; and increase the capacity of the Single Health Information System and the public sector’s pharmaceutical products and medical supplies provision system. | Peru | 17 | Health | <ul style="list-style-type: none">● 100% of RIS (Integrated Health Network) that offer an expanded range of health services in Lima Metropolitan Area and prioritized regions.● MINSA (Ministry of Health) is able to trace pharmaceutical products in real time throughout the reception, storage and distribution processes in Lima Metropolitan Area and prioritized regions.● 51 modules and components of the Single Health Information System are developed, integrated and operational.● 8 clinical practice guidelines for the most relevant chronic and non-communicable diseases approved and published through an online or mobile application.● 3 MINSA data center locations that are operational.● 60% of IPRESS (Health Facility) in Lima Metropolitan Area that evidence optimal availability of essential medicines | 125.0 | 79% | 1.0 | SDG 3 SDG 9 |
| 198 | https://projects.worldbank.org/en/projects-operations/project-detail/P145174 | Health Sector Reform (P145174 FY14): contribute to improving access to, and quality of selected public health services. | Romania | 36 | Health | <ul style="list-style-type: none">● 11% of eligible women age 25-64 with at least one test of cervical cancer in the last five years.● Reduction by 15-45 days in the average waiting time of radiotherapy treatment (LINAC).● 120 hospitals with functional emergency telemedicine system.● 80% of diagnosed COVID-19 cases treated per approved protocol.● 50 designated laboratories with COVID-19 diagnostic equipment, test kits, and reagents.● Activation of a public health Emergency Operations Centre or a coordination mechanism for COVID-19. | 338.8 | 100% | 115.6 | |
| 199 | https://projects.worldbank.org/en/projects-operations/project-detail/P129539 | Second Serbia Health Project (P129539 FY14): contribute to improving the efficiency and quality of the public health system of the Republic of Serbia through the strengthening of health financing, purchasing, and maintenance systems; and quality improvement systems and management of selected priority non-communicable diseases. | Serbia | 20 | Health | <ul style="list-style-type: none">● 27 in average unit price relative to baseline for the 50 most frequently dispensed multi-source pharmaceuticals that are procured through centralized framework contracts.● 700 pharmaceuticals and health products that are procured through centralized framework contracts.● 12,500 pharmaceuticals and health products that are procured through centralized framework contracts. | 71.1 | 100% | 38.5 | |
| 200 | https://projects.worldbank.org/en/projects-operations/project-detail/P163721 | Primary Health Care System Strengthening Project (P163721 FY18): to increase the utilization and quality of primary health care services, with an emphasis on detection and management of non-communicable diseases in high-risk population groups, in selected areas of the country and to provide immediate and effective response to an Eligible Crisis or Health Emergency. | Sri Lanka | 39 | Health | <ul style="list-style-type: none">● 105,449 women at age 35 and at age 45 years who are screened for cervical cancer at a network of public health facilities.● 550 primary medical care institutions that have the required capabilities for providing comprehensive and quality care.● Increase by 25% in screened adults with high risk for non-communicable diseases who are registered and actively followed-up at primary medical care institutions.● 100,000 direct project beneficiaries reached with seeds, planting material, compensation, equipment, works and services for COVID-19 recovery. | 200.0 | 5% | 49.2 | |

| # | Link to more information | Project Name (Number Year/s Loans Approved) and Description | Country | Project Life ^a | Sector | Target Results ^b | Committed US\$ mil ^c | IBRD share ^d | Allocated US\$ mil ^e | SDGs ^f |
|-----|---|---|-----------|---------------------------|----------------------------|---|---------------------------------|-------------------------|---------------------------------|-------------------------|
| 201 | https://projects.worldbank.org/en/projects-operations/project-detail/P173867 | COVID-19 Emergency Response and Health Systems Preparedness Project (P173867 FY20) : prevent, detect and respond to the threat posed by COVID-19 and strengthen national systems for public health preparedness in Sri Lanka. | Sri Lanka | 35 | Health | <ul style="list-style-type: none">● Emergency Operations Centre for COVID-19 and pandemic responses established.● 17 additional designated laboratories with COVID-19 diagnostic equipment, test kits, and reagents.● 6 IDHs with isolation facilities established.● 1,000 health staff trained in infection prevention and control per Ministry of Health-approved protocols.● Guidelines to engage private health facilities in supporting pandemic response defined.● 2,000,000 beneficiaries provided with cash and in-kind transfers in response to COVID-19.● 11,000 women utilizing gender-based violence services through the Mithuru Piyasas. | 35.0 | 27% | 0.1 | SDG 3 SDG 1 SDG 9 |
| 202 | https://projects.worldbank.org/en/projects-operations/project-detail/P173945 | COVID-19 Response project (P173945 FY20) : improve COVID-19 detection and infection control in Tunisia through increasing the availability of COVID-19 equipment and supplies. | Tunisia | 18 | Health | <ul style="list-style-type: none">● 228 health facilities and laboratories provided with personal protective equipment.● 600,000 tests conducted for COVID-19 using PCR machines. | 20.0* | 100% | 20.5* | SDG 3 SDG 17 |
| 203 | https://projects.worldbank.org/en/projects-operations/project-detail/P152799 | Health System Strengthening and Support Project (P152799 FY16) : improve primary and secondary prevention of selected non-communicable diseases, increase the efficiency of hospital management, enhance the capacity of the Ministry of Health for evidence-based policy making, and strengthen the Government’s capacity to respond to COVID-19. | Turkey | 16 | Health | <ul style="list-style-type: none">● 28,000,000 project beneficiaries, 65% of which are women.● 42,500 health personnel receiving training.● 285 health facilities constructed, renovated, and/or equipped.● 18% increase in early detection of cervical cancer.● 190 healthy Living Centers established.● Establish an operational vaccine production center against COVID-19.● 50% of new recruits trained in the highest level of biosafety (BSL-4) operations/standards. | 134.3 | 100% | 50.6 | |
| 204 | https://projects.worldbank.org/en/projects-operations/project-detail/P144893 | Serving People, Improving Health Project (P144893 FY15) : improve efficiency and quality of health services, particularly for non-communicable diseases, in line with the health sector reforms; and prevent, detect and respond to the threat posed by COVID-19. | Ukraine | 28 | Health | <ul style="list-style-type: none">● 8% increase in the share of new breast cancer detected at stage I.● 100 additional patients who received stenting for acute myocardial infarction with ST segment elevation.● 260 health facilities constructed, renovated, and/or equipped.● Increase by 120,816 in cervical cancer tests performed.● 24,937 health personnel receiving training.● 10,000 hospital COVID-19 cases treated following agreed protocols and reimbursed by the National Health Service of Ukraine (NHSU).● 12,500 COVID-19 patients with complications attended by emergency medicine service following agreed protocols and reimbursed by NHSU. | 349.7 | 88% | 138.7 | |
| 205 | https://projects.worldbank.org/en/projects-operations/project-detail/P155875 | Project for Integrated Urban and Tourism Development (PIUTD) (P155875 FY17) : improve urban infrastructure, enhance tourism assets, and strengthen institutional capacity to support tourism-related local economic development in selected areas in the south of Albania. | Albania | 33 | Industry, Trade & Services | <ul style="list-style-type: none">● 84,000 project beneficiaries.● 70,000 m2 of new or rehabilitated urban public spaces in selected municipalities.● 4 municipalities with functioning destination management partnerships.● 16% increase in tourists visiting selected touristic sites.● 12 km of urban roads rehabilitated, 14 km of streets with improved street lighting and 16 km of new or rehabilitated pedestrian walkways in selected municipalities. | 71.0 | 100% | 13.5 | |

| # | Link to more information | Project Name (Number Year/s Loans Approved) and Description | Country | Project Life ^a | Sector | Target Results ^b | Committed US\$ mil ^c | IBRD share ^d | Allocated US\$ mil ^e | SDGs ^f |
|-----|---|--|------------|---------------------------|----------------------------|--|---------------------------------|-------------------------|---------------------------------|-------------------|
| 206 | https://projects.worldbank.org/en/projects-operations/project-detail/P159052 | Commercial Agriculture Development Project (P159052 FY18): increase productivity and market access for selected beneficiaries in the project areas. | Angola | 35 | Industry, Trade & Services | <ul style="list-style-type: none"> ● 12% increase in average gross sales by crop/non-crop activities of beneficiary farmers and SMEs. ● 11,500 farmers reached with agricultural assets or services. ● 5,000 farmers adopting improved agricultural technology. ● 2,500 ha provided with new/improved irrigation or drainage services. ● 175 electricity connections supported by the project. | 130.0 | 57% | 15.4 | |
| 207 | https://projects.worldbank.org/en/projects-operations/project-detail/P106685 | Socio-Economic Inclusion in Rural Areas (P106685 FY15): increase the socio-economic inclusion of rural poor (small producers, indigenous people, and rural workers) by strengthening their organizational, planning and management capacity to achieve poverty-reduction goals; improving their access to community infrastructure and services; and piloting a new model for developing sustainable access to markets. | Argentina | 39 | Industry, Trade & Services | <ul style="list-style-type: none"> ● 30% increase in volume of sales of the organizations participating in Productive Alliances. ● 50,000 project beneficiaries, 50% of which are female. ● 1,000 producer families linked to markets through productive alliances. | 52.5 | 69% | 18.0 | |
| 208 | https://projects.worldbank.org/en/projects-operations/project-detail/P159843 | Metropolitan Buenos Aires Urban Transformation Project (P159843 FY17): improve housing conditions and access to selected basic services and infrastructure in selected disadvantaged neighborhoods in the Buenos Aires Metropolitan Area (AMBA), and strengthen the institutional capacity for urban management at the metropolitan level. | Argentina | 35 | Industry, Trade & Services | <ul style="list-style-type: none"> ● 5,400 people provided with improved housing. ● Metropolitan Information System (AMBA-DATA) developed and operational. ● 68,759 people provided with improved access to selected basic services. | 300.0 | 88% | 134.2 | |
| 209 | https://projects.worldbank.org/en/projects-operations/project-detail/P146994 | Trade Promotion and Quality Infrastructure (P146994 FY15): strengthen the government's capacity to provide export promotion, investment attraction and quality management services to firms. | Armenia | 35 | Industry, Trade & Services | <ul style="list-style-type: none"> ● 40 new customers for exporters generated through the foreign representative offices. ● 7 cluster development and research and skills development PPPs developed. ● 4 successful investments facilitated by Development Foundation of Armenia DFA. | 50.0 | 84% | 12.4 | |
| 210 | https://projects.worldbank.org/en/projects-operations/project-detail/P122812 | Agricultural Competitiveness Improvement Project (P122812 FY14): facilitate the access of agricultural producers to markets by strengthening sanitary and phytosanitary services, enhancing selected value chains and providing financial services to agribusiness enterprises. | Azerbaijan | 21 | Industry, Trade & Services | <ul style="list-style-type: none"> ● 20% increase in marketed output in at least of 60% of the targeted value chains and agribusinesses funded by the project grant facility and credit line. ● 10,000 direct project beneficiaries. ● 15 new productive partnerships established and supported by the project. ● 85 sub-projects financed by the project credit line. ● 10% increase in the volume of quality seeds increased in total production of seeds using modern seed cleaning equipment in the seed farms. | 34.5 | 65% | 28.9 | |
| 211 | https://projects.worldbank.org/en/projects-operations/project-detail/P147158 | Paraiba Sustainable Rural Development Project (P147158 FY18): improve access to water, reduce agro-climatic vulnerability and increase access to markets of Paraiba's rural inhabitants. | Brazil | 24 | Industry, Trade & Services | <ul style="list-style-type: none"> ● 41,400 people in urban areas provided with access to improved water sources. ● 64,151 clients who have adopted an improved agricultural technology promoted by the project, 19,254 of which are women. ● Increase by 20% in the average gross value of sales of producers under productive alliances. ● 8,500 producers benefited with productive alliance subprojects. ● 165,012 project beneficiaries. | 50.0 | 63% | 2.2 | |

| # | Link to more information | Project Name (Number Year/s Loans Approved) and Description | Country | Project Life ^a | Sector | Target Results ^b | Committed US\$ mil ^c | IBRD share ^d | Allocated US\$ mil ^e | SDGs ^f |
|-----|---|--|---------|---------------------------|----------------------------|--|---------------------------------|-------------------------|---------------------------------|-------------------------|
| 212 | https://projects.worldbank.org/en/projects-operations/project-detail/P167455 | Ceara Rural Sustainable Development and Competitiveness Phase II (P167455 FY20) : enhance access to markets and access to water and sanitation, adopting climate resilient approaches, by targeted beneficiaries in selected areas of the State of Ceará. | Brazil | 30 | Industry, Trade & Services | <ul style="list-style-type: none"> ● 94,500 people provided with access to improved water sources. ● 19,845 people provided with access to improved sanitation services. ● 7,000 farmers adopting improved agricultural technology. ● 13,000 farmers reached with agricultural assets or services. ● 390 subprojects for strengthening organizations for enhanced market access and enabling sustainability. ● 200 households with water reuse systems implemented for agricultural production. ● 40% implemented technologies and/or hydro-environmental activities to improve the efficiency and/or resilience of the system. ● 165 WSS implemented/rehabilitated in operation. ● 5,250 household sanitary kit implemented. ● 60% of beneficiaries' organizations strengthening existing market and/or accessing new marketing channels. | 100.0 | 65% | 5.3 | SDG 6 SDG 2 SDG 9 |
| 213 | https://projects.worldbank.org/en/projects-operations/project-detail/P153473 | Three Gorges Modern Logistics Center Infrastructure Project (P153473 FY17) : improve freight transport and logistics services in Yichang. | China | 36 | Industry, Trade & Services | <ul style="list-style-type: none"> ● Throughput in the Baiyang Port (13 berths) increased by 7,630,000 tons per year. ● 40% increase in container throughput in the Baiyang Port. ● 7 berths constructed. ● 2.5 km of new urban roads constructed. | 200.0 | 45% | 17.7 | |
| 214 | https://projects.worldbank.org/en/projects-operations/project-detail/P147381 | Zhuzhou Brownfield Remediation Project (P147381 FY16) : reduce public exposure to contaminated land in the Project Area using risk-based remediation approaches. | China | 32 | Industry, Trade & Services | <ul style="list-style-type: none"> ● 284 ha of contaminated land managed or dump sites closed under the project. ● 262,000 project beneficiaries, 50% of which are female. ● 6,237 people in the Project area with reduced potential risk of exposure to contaminated land. ● 273 ha where verified remediation works are implemented per risk-based design. ● 1,100,000 tons per year of reduced or recycled industrial or municipal solid waste under the project. ● 200 people trained in contaminated site remediation. | 150.0 | 61% | 20.6 | |
| 215 | https://projects.worldbank.org/en/projects-operations/project-detail/P149528 | Second Gansu Cultural and Natural Heritage Protection and Development Project (P149528 FY17) : conserve cultural and natural heritage, enhance tourism services and improve community services in selected project sites in Gansu Province. | China | 35 | Industry, Trade & Services | <ul style="list-style-type: none"> ● 111,000 project beneficiaries, 62,200 of which are female. ● 32,000 people in project areas with improved access to community services. ● 120 tourism related small businesses supported by new community organizations. ● 139 km of sewage pipelines improved. ● 7,200 people received skills training. ● 30 km of rural roads rehabilitated. ● 2 visitor centers established. | 100.0 | 62% | 29.7 | |
| 216 | https://projects.worldbank.org/en/projects-operations/project-detail/P133326 | Poverty Alleviation and Agriculture-based Industry Pilot and Demonstration in Poor Areas Project (P133326 FY15) : develop and demonstrate rural value chains that promote equitable organizational arrangements, participation, and the sustainable increase of income of target households in the Project Provinces. | China | 39 | Industry, Trade & Services | <ul style="list-style-type: none"> ● 25% of incremental farm income generated by project activities. ● 470,000 project beneficiaries, 30% of which are poor and 20% of which belongs to ethnic minority. ● 300 additional cooperatives established and registered legally. ● 900 km of production/tractor roads built or improved. ● 12 public markets constructed. | 150.0 | 51% | 91.6 | |

| # | Link to more information | Project Name (Number Year/s Loans Approved) and Description | Country | Project Life ^a | Sector | Target Results ^b | Committed US\$ mil ^c | IBRD share ^d | Allocated US\$ mil ^e | SDGs ^f |
|-----|---|---|--------------------|---------------------------|----------------------------|--|---------------------------------|-------------------------|---------------------------------|-------------------|
| 217 | https://projects.worldbank.org/en/projects-operations/project-detail/P147009 | Jiangxi Farm Produce Distribution System Development Project (P147009 FY18) : improve the distribution systems of selected farm products in participating counties of Jiangxi. | China | 29 | Industry, Trade & Services | <ul style="list-style-type: none"> ● 225,000 farmers reached with agricultural assets or services, 37,300 of which are female. ● 186 farmer cooperatives supported. ● 88,600 farmers receiving training. ● 8 markets/distribution centers constructed or rehabilitated and connected to provincial market information platform. | 150.0 | 76% | 11.4 | |
| 218 | https://projects.worldbank.org/en/projects-operations/project-detail/P153541 | Shaanxi Poor Rural Areas Community Development Project (P153541 FY17) : increase incomes of targeted beneficiaries in selected poor counties of Shaanxi. | China | 35 | Industry, Trade & Services | <ul style="list-style-type: none"> ● 60% of cooperatives supported by the project making profit. ● 40,000 cooperative members lifted out of poverty. ● 160,000 project beneficiaries, 72,000 of which are women and 44,000 are poor. ● 3,800 cooperative management staff trained. | 100.0 | 67% | 42.6 | |
| 219 | https://projects.worldbank.org/en/projects-operations/project-detail/P153892 | Guangxi Rural Poverty Alleviation Pilot Project (P153892 FY17) : increase income generation opportunities through demonstration of value chain development models in the project counties. | China | 32 | Industry, Trade & Services | <ul style="list-style-type: none"> ● 15,000 farmers reached with agricultural assets and services provided by the project, 40% of which are female and 60% of which are poor in the cooperatives. ● 40% of project-supported cooperatives making profit. ● 38,000 households in project areas covered by credit rating. ● 8 value chains for which risk management plans were developed. | 100.0 | 55% | 16.0 | |
| 220 | https://projects.worldbank.org/en/projects-operations/project-detail/P161590 | Support to Enterprise Development and Competitiveness Project (P161590 FY18) : foster MSME competitiveness in the targeted sectors and targeted geographic areas of the Republic of Congo's territory. | Congo, Republic of | 29 | Industry, Trade & Services | <ul style="list-style-type: none"> ● 12 investment climate reforms implemented. ● 20% of beneficiary firms under the Support to Enterprise Development grants demonstrating a sustained increase in annual turnover. ● 50% of new firms supported under the Business Plan Competition that are still operating 24 months after receiving financial and non-financial assistance. ● 100 business plans successfully launched. ● 200 MSME receiving technical support and 500 benefiting from private sector initiatives. | 25.0 | 100% | 5.7 | |
| 221 | https://projects.worldbank.org/en/projects-operations/project-detail/P158810 | Cashew Value Chain Competitiveness Project (P158810 FY18) : increase cashew productivity, quality and added value, benefiting smallholder farmers and the cashew processing industry in the Republic of Côte d'Ivoire. | Cote d'Ivoire | 33 | Industry, Trade & Services | <ul style="list-style-type: none"> ● Cashew productivity in the project area increased by 0.13 metric tons. ● 110,374 metric tons of increased Raw Cashew Nut processed domestically each year. ● 225,000 farmers reached with agricultural assets or services. ● 190,000 metric tons of storage capacity of warehouses built and/or rehabilitated. ● 12,000 jobs created within the cashew processing industrial platforms | 200.0 | 70% | 56.3 | |
| 222 | https://projects.worldbank.org/en/projects-operations/project-detail/P152441 | National Innovation Ecosystem (GENIE) Project (P152441 FY16) : increase innovative activities of firms and individuals in the Borrower's territory and their participation in the digital economy. | Georgia | 39 | Industry, Trade & Services | <ul style="list-style-type: none"> ● 2 Regional Innovation Hubs established, equipped, and operational. ● 70 new/improved products/services introduced to existing or new markets by Project beneficiaries. ● 7 startups launched by project beneficiaries. ● Additional 6,500 subscription to Internet Services. ● 30,000 project beneficiaries. ● 300 beneficiary MSMEs selling via e-commerce platforms. | 23.5 | 95% | 8.6 | |

| # | Link to more information | Project Name (Number Year/s Loans Approved) and Description | Country | Project Life ^a | Sector | Target Results ^b | Committed US\$ mil ^c | IBRD share ^d | Allocated US\$ mil ^e | SDGs ^f |
|-----|---|--|-----------|---------------------------|----------------------------|--|---------------------------------|-------------------------|---------------------------------|--------------------------|
| 223 | https://projects.worldbank.org/en/projects-operations/project-detail/P156241 | Innovate in India for Inclusiveness (P156241 FY17): facilitate innovation in biopharmaceutical products and medical devices that address public health priorities in India. | India | 24 | Industry, Trade & Services | <ul style="list-style-type: none"> • 6 products addressing public health priorities advanced at least one step on the product development pathway. • 15 new Intellectual Property registrations or product prototypes. • 2 technologies licensed for manufacturing or commercialization. • 60 companies using shared facilities supported by the project. • 1,775 people trained. | 125.0 | 50% | 21.2 | |
| 224 | https://projects.worldbank.org/en/projects-operations/project-detail/P145502 | Technology Center Systems Project (P145502 FY14): increase access to technology and skilled workers for micro, small and medium enterprises at Technology Centers. | India | 23 | Industry, Trade & Services | <ul style="list-style-type: none"> • 18,000 work orders accepted by technology centers. • 6,900 individual enterprises accessing services at technology centers. • 4,100 medium- and long-term trainees employed within six months of graduation from technology centers. • 15 new technology centers built. | 150.0 | 50% | 100.3 | |
| 225 | https://projects.worldbank.org/en/projects-operations/project-detail/P157702 | Tamil Nadu Rural Transformation Project (P157702 FY18): promote rural enterprises, access to finance, and employment opportunities in selected blocks of Tamil Nadu. | India | 35 | Industry, Trade & Services | <ul style="list-style-type: none"> • 411,620 project beneficiaries, 65% of which are female. • 60% of individual and collective enterprises with ongoing operations after two years of project support. • 75% of individual and collective enterprises supported by the project leveraging funds from financial institutions. • 40,000 beneficiaries accessing convergence training programs. • 7,670 individual and collective enterprises receiving funds from financial institutions. | 100.0 | 70% | 3.5 | |
| 226 | https://projects.worldbank.org/en/projects-operations/project-detail/P168310 | State of Maharashtra's Agribusiness and Rural Transformation Project (P168310 FY20): support the development of inclusive and competitive agriculture value chains, focusing on smallholder farmers and agri-entrepreneurs in Maharashtra. | India | 20 | Industry, Trade & Services | <ul style="list-style-type: none"> • 9,700 full time equivalent jobs generated in beneficiary firms. • 1,900,000 farmers reached with agricultural assets or services. • US\$58,500,000 private sector finance mobilized. • 2,000 project supported enterprises making incremental investments. | 210.0 | 70% | 0.9 | SDG 2 SDG 9 SDG 17 |
| 227 | https://projects.worldbank.org/en/projects-operations/project-detail/P155617 | Assam Agribusiness and Rural Transformation Project (P155617 FY18): add value and improve resilience of selected agriculture value chains, focusing on smallholder farmers and agro-entrepreneurs in targeted districts of Assam. | India | 24 | Industry, Trade & Services | <ul style="list-style-type: none"> • 25% increase in price premium of commodities sold by beneficiaries in the selected value chains. • 500,000 farmers reached with agricultural assets or services. • 25% increase in selected commodities sold through new marketing channels. • 360,000 farmers adopting improved agricultural technology. • 25 climate resilient technologies demonstrated in the project areas. | 200.0 | 76% | 17.4 | |
| 228 | https://projects.worldbank.org/en/projects-operations/projects-list?os=0&qterm=P157599 | Integrated Infrastructure Development for National Tourism Strategic Areas Project (P157599 FY18): improve the quality of, and access to, tourism-relevant basic infrastructure and services, strengthen local economy linkages to tourism, and attract private investment in selected tourism destinations in Indonesia. | Indonesia | 21 | Industry, Trade & Services | <ul style="list-style-type: none"> • US\$388,800,000 of increased private investment in the tourism sector. • 100% increase in performance on the 'sustainable tourism' indicators. • 2,849,500 beneficiaries of improvements to tourism-relevant basic infrastructure and services (546,000 people provided with access to improved water sources, 858,000 provided with access to sustainable solid waste collection service and 624,000 provided with access to improved sanitation services). • 45,000 trainees and tourism professionals completing competency based certification. | 300.0 | 39% | 15.6 | |

| # | Link to more information | Project Name (Number Year/s Loans Approved) and Description | Country | Project Life ^a | Sector | Target Results ^b | Committed US\$ mil ^c | IBRD share ^d | Allocated US\$ mil ^e | SDGs ^f |
|-----|---|---|------------|---------------------------|----------------------------|--|---------------------------------|-------------------------|---------------------------------|-------------------|
| 229 | https://projects.worldbank.org/en/projects-operations/projects-list?os=0&qterm=P154948 | National Affordable Housing Program (P154948 FY17): improve access to affordable housing for lower income households. | Indonesia | 20 | Industry, Trade & Services | <ul style="list-style-type: none"> ● 126,000 targeted households assisted by the Program for affordable house ownership. ● 450,000 targeted households received house improvement/reconstruction stimulant through advanced system of Home Improvement Assistance Program. ● 80% of reconstructed and/or improved housing unit verified appropriately in fulfilling standard house requirement. ● 15 Local Government Affordable Housing Plans developed. | 450.0 | 37% | 217.3 | |
| 230 | https://projects.worldbank.org/en/projects-operations/project-detail/P147665 | Jamaica Foundations for Competitiveness and Growth (P147665 FY15): strengthen the business environment in Jamaica for private sector investment. | Jamaica | 30 | Industry, Trade & Services | <ul style="list-style-type: none"> ● US\$34,000,000 of private capital mobilized. ● 10% increase in sales of MSMEs supported by project over Benchmark of Comparator SMEs. ● 20 firms that Benefit from Debt Resolution and/or Business Exit Processes. ● 34 MSMEs Receiving a Project-Financed Loan. ● Implementation of an electronic titling platform to reduce time taken for property registration. | 50.0 | 100% | 40.5 | |
| 231 | https://projects.worldbank.org/en/projects-operations/project-detail/P159522 | Economic Opportunities for Jordanians and Syrian Refugees P4R (P159522 FY17): improve Economic Opportunities for Jordanians and Syrian refugees in Jordan. | Jordan | 36 | Industry, Trade & Services | <ul style="list-style-type: none"> ● 124,700 work permits issued to Syrian refugees. ● 43.5% increase in business owners who have accessed more predictable and simplified business regulation. ● Investment promotion agency capability score increased from 3 to 5. ● 950 officially established household enterprises, of which 100 Syrian owned home based businesses. | 149.0 | 50% | 143.5 | |
| 232 | https://projects.worldbank.org/en/projects-operations/project-detail/P147705 | SME Competitiveness Project (P147705 FY15): enhance the competitiveness and capacity of targeted small and medium sized enterprises in Kazakhstan. | Kazakhstan | 22 | Industry, Trade & Services | <ul style="list-style-type: none"> ● 6 Cluster Competitiveness Action Plans for which implementation has begun. ● 75% increase in participating SMEs reporting improved management and business practices. ● 100 SMEs who become accredited suppliers to large companies. ● 30% increase in women Advisors trained. ● 125 government and associated professionals/staff receiving capacity building through trainings, workshops, study visits, etc. ● US\$25,000,000 of increased sales of SMEs facilitated through participation in the project. ● 3,500 direct project beneficiaries, 30 of which are women. | 18.0 | 87% | 7.7 | |
| 233 | https://projects.worldbank.org/en/projects-operations/project-detail/P150402 | Fostering Productive Innovation Project (P150402 FY15): promote high-quality, nationally relevant research and commercialization of technologies. | Kazakhstan | 20 | Industry, Trade & Services | <ul style="list-style-type: none"> ● 7 international publications per year from Senior and Junior Research Groups in peer reviewed journals ● 2.5% increase in enterprise sector financing of Research and Development in Senior & Junior Scientist Research Grant Program. ● 6 technology- based start-ups created per year under the project and making commercial sales. ● 325 project beneficiaries. ● 30 grants approved for Senior and Junior Research Groups per year. ● US\$16,000,000 of the venture capital fund created. | 64.0 | 80% | 29.5 | |

| # | Link to more information | Project Name (Number Year/s Loans Approved) and Description | Country | Project Life ^a | Sector | Target Results ^b | Committed US\$ mil ^c | IBRD share ^d | Allocated US\$ mil ^e | SDGs ^f |
|-----|---|--|----------------|---------------------------|----------------------------|--|---------------------------------|-------------------------|---------------------------------|-------------------|
| 234 | https://projects.worldbank.org/en/projects-operations/project-detail/P143594 | Environmental Pollution Abatement Project (P143594 FY15): assist the Borrower in reducing industrial pollution in targeted Industrial Enterprises; and strengthening the monitoring and enforcement capabilities of the MOE. | Lebanon | 9 | Industry, Trade & Services | <ul style="list-style-type: none"> ● 50% decrease in industrial waste in the targeted enterprises. ● 50% decrease in PM (Particulate Matter) reduction achieved. ● 50% decrease in BOD/COD achieved under the project in the targeted enterprises. ● 100 people trained on environmental compliance/ monitoring/ enforcement and awareness. ● 40 enterprises that benefit from LEPAP environmental services. ● 14 sub-loans issued to enterprises for pollution reduction. | 15.0 | 83% | 11.4 | |
| 235 | https://projects.worldbank.org/en/projects-operations/project-detail/P164661 | Strengthening Entrepreneurship in Productive Forest Landscapes (P164661 FY18): strengthen sustainable forest management and increase economic opportunities for forest-dependent people and enterprises in selected forest landscapes in Mexico. | Mexico | 30 | Industry, Trade & Services | <ul style="list-style-type: none"> ● 191,000 ha under sustainable landscape management practices. ● 330,750 ha of forest area brought under management plans. ● 70% increase in target beneficiaries that increase their Index of forest entrepreneurship by at least one range. ● 370,015 beneficiaries implementing sustainable forest management schemes. ● 3,688,424 tCO₂ eq. reduced. | 56.0 | 30% | 20.6 | |
| 236 | https://projects.worldbank.org/en/projects-operations/project-detail/P144103 | Second Competitiveness Enhancement Project (P144103 FY15): increase the export competitiveness of Moldovan enterprises and decrease the regulatory burden they face. | Moldova | 35 | Industry, Trade & Services | <ul style="list-style-type: none"> ● Increase by 60% in the cumulative amount of medium and long term lending by participating financial institutions under the line of credit (>24 months). ● 2% reduction in management time spent meeting regulatory requirements. ● 5% increase in average annual percentage increase in lending to export oriented enterprises by participating financial institutions. | 30.0 | 67% | 27.1 | |
| 237 | https://projects.worldbank.org/en/projects-operations/project-detail/P158346 | Strengthening Agri-Food Value Chains (P158346 FY18): increase the volume of added-value products commercialized in selected agri-food value chains in the Program area. | Morocco | 30 | Industry, Trade & Services | <ul style="list-style-type: none"> ● 193,200 tons of conditioned and exported citrus annually. ● 24,871 tons of conditioned and exported olives annually. ● 10,000 tons of high quality olive oil commercialized annually. ● 1,000 small and/or medium enterprises agri-food authorized by ONSSA (National Food Safety Agency). ● 50 small- and/or medium-size producers and/or enterprises assisted by the Agri-food Innovation Center. | 200.0 | 100% | 131.5 | |
| 238 | https://projects.worldbank.org/en/projects-operations/project-detail/P152117 | OECS Regional Tourism Competitiveness (P152117 FY17): facilitate the movement of tourists within the participating countries using ferries; improve selected touristic sites; and strengthen implementation capacity for regional tourism market development. | OECS Countries | 40 | Industry, Trade & Services | <ul style="list-style-type: none"> ● Tourism spending at and around pilot sites increased by 931,471. ● 8,005 tourists who take the ferries to visit other islands. ● 1,090 firms benefiting from private sector initiatives. ● Regional tourism market development plan implemented. ● 4 reforms implemented and 3 sites rehabilitated. | 6.0 | 23% | 0.9 | |

| # | Link to more information | Project Name (Number Year/s Loans Approved) and Description | Country | Project Life ^a | Sector | Target Results ^b | Committed US\$ mil ^c | IBRD share ^d | Allocated US\$ mil ^e | SDGs ^f |
|-----|---|--|----------------|---------------------------|----------------------------|--|---------------------------------|-------------------------|---------------------------------|--------------------------|
| 239 | https://projects.worldbank.org/en/projects-operations/project-detail/P158958 | OECS Regional Agriculture Competitiveness Project (P158958 FY17): enhance access to markets and sales for competitively selected farmers and fishers, as well as their allied aggregators and agro-processors, in Grenada and St. Vincent and the Grenadines. | OECS Countries | 40 | Industry, Trade & Services | <ul style="list-style-type: none"> ● Increase in Market Access Compliance Score for sales from all participating AAs complying with the buyers' specifications as per the agreed Business Plans per semester by 2.3 points (on a 0 to 3 scale). ● Increase in Market Access Compliance Score for participating farmers and fishers supplying products to their allied Aggregators and Agro-processors in accordance with the agreed Business Plan per semester by 2.2 points (on a 0 to 3 scale). ● 20% in increase in the value of gross sales made by aggregators and agro-processors participating in the project to their final buyers. ● 1,700 project beneficiaries, 20% of which are youths. ● 20% increase in the average annual sales of farmers and fishers participating in strategic alliances under the project. | 1.8 | 19% | 0.1 | |
| 240 | https://projects.worldbank.org/en/projects-operations/project-detail/P162446 | Punjab Agriculture and Rural Transformation P4R Program (P162446 FY18): increase the productivity of crop and livestock farmers, improve their climate resilience, and foster agribusiness development in Punjab. | Pakistan | 31 | Industry, Trade & Services | <ul style="list-style-type: none"> ● 175,000 farmers reached with agricultural assets or services. ● 240 beneficiaries reached with financial services. ● 5 private markets and collection centers established. ● 165,000 farmers adopting climate-smart agriculture packages. ● 500,000 farmers covered by agricultural insurance. ● 400,000 ha under high-value agriculture. | 300.0 | 100% | 107.2 | |
| 241 | https://projects.worldbank.org/en/projects-operations/project-detail/P155963 | Punjab Jobs and Competitiveness Program for Results (P155963 FY16): contribute to the competitiveness of Punjab (Pakistan) by reducing the cost of doing and improving the hard and soft infrastructure in support of industry. | Pakistan | 24 | Industry, Trade & Services | <ul style="list-style-type: none"> ● Doing Business performance for Punjab (business registration, contract enforcement, construction permit and property registration) improved by 14%. ● 58,000 additional workers in existing industrial estates. ● US\$3,000,000 of new investments in existing industrial estate. | 100.0 | 100% | 92.2 | |
| 242 | https://projects.worldbank.org/en/projects-operations/project-detail/P156858 | Boosting Human Capital and Productivity Development Policy Financing with a Deferred Drowdown Option (P156858 FY16): support Peru's efforts to foster productivity growth under a more challenging external environment. | Peru | 28 | Industry, Trade & Services | <ul style="list-style-type: none"> ● 5,909 bureaucratic barriers voluntarily removed from the legal framework by entities of the Public Administration. ● 40% decrease in time to release good imports. ● US\$300,000,000 private sector investment (commitments through signed contracts through works for taxes and PPPs) in the construction and/or maintenance of public schools. ● 100% of universities under revision to be licensed ● 3% increase in students that attain the level 2 or superior for Sciences, Math and Reading. | 1250.0 | 100% | 665.7 | |
| 243 | https://projects.worldbank.org/en/projects-operations/project-detail/P167634 | Competitive Agriculture Project (P167634 FY20): improve agri-food market linkages of targeted beneficiaries. | Serbia | 15 | Industry, Trade & Services | <ul style="list-style-type: none"> ● 1,230 new formal contracts signed between beneficiaries and buyers of their products/services. ● 20% increase in the value of beneficiaries' production. ● 5,500 farmers reached with agricultural assets or services. ● 1,230 beneficiaries reached with financial services. | 50.0 | 100% | 0.1 | SDG 2 SDG 17 SDG 9 |
| 244 | https://projects.worldbank.org/en/projects-operations/project-detail/P152104 | Competitiveness and Jobs (P152104 FY16): improve the effectiveness and coordination of selected public programs to alleviate constraints to competitiveness and job creation, including investment and export promotion, innovation, active labor market programs and labor intermediation. | Serbia | 35 | Industry, Trade & Services | <ul style="list-style-type: none"> ● 13 annual new investor leads generated by the reformed investment promotion agency. ● 22 new collaborations facilitated between research organizations and the private sector. ● 47,720 NES (National Employment Service) registered unemployment cases transitioning into formal job every year. ● 115 participants in export promotion programs that engage in new export activities each year. | 100.0 | 25% | 77.6 | |


| # | Link to more information | Project Name (Number Year/s Loans Approved) and Description | Country | Project Life ^a | Sector | Target Results ^b | Committed US\$ mil ^c | IBRD share ^d | Allocated US\$ mil ^e | SDGs ^f |
|-----|---|--|------------|---------------------------|----------------------------|--|---------------------------------|-------------------------|---------------------------------|-------------------------|
| 245 | https://projects.worldbank.org/en/projects-operations/project-detail/P170185 | Accelerating Innovation and Growth Entrepreneurship (P170185 FY20) : improve the relevance and excellence of scientific research, and innovative entrepreneurship and access to finance for enterprise growth, as a way of contributing to Serbia’s growth and competitiveness. | Serbia | 15 | Industry, Trade & Services | <ul style="list-style-type: none">● 1,100 scientific publications in top 10% of internationally recognized journals annually.● US\$4,000,000 of external investments generated by participating companies.● 150 collaborative applied research projects.● 50 new or improved innovative products or services introduced to the market.● 100 enterprises completing the acceleration program. | 48.0 | 100% | 0.1 | SDG 2 SDG 8 SDG 9 |
| 246 | https://projects.worldbank.org/en/projects-operations/project-detail/P158138 | Youth Economic Inclusion Project (P158138 FY18) : improve economic opportunities for targeted disadvantaged youth in the selected governorates of the borrower. | Tunisia | 36 | Industry, Trade & Services | <ul style="list-style-type: none">● 20% increase in share of supported youth with wage or self-employment.● 40% increase in share of supported youth with a job at intake who increased their monthly earnings by at least 20%.● 750 full-time equivalent direct jobs created among businesses supported by the project.● 10,500 beneficiaries of job-focused interventions.● 7,000 youths who completed internships or training, 3,000 of which are female. | 60.0 | 100% | 17.5 | |
| 247 | https://projects.worldbank.org/en/projects-operations/project-detail/P132381 | Third Export Development Project (P132381 FY14) : help increase and diversify exports by supported enterprises in the identified sectors. | Tunisia | 37 | Industry, Trade & Services | <ul style="list-style-type: none">● 50% increase in beneficiary firms that expanded their markets in new countries.● US\$745,000,000 total value of exports that benefited from the export guarantee Dhamen Finance.● 50% decrease in average time to process export conformity certification requests. | 50.0 | 67% | 22.0 | |
| 248 | https://projects.worldbank.org/en/projects-operations/project-detail/P133703 | Horticulture Development Project (P133703 FY14) : enhance the productivity and profitability of horticulture sector in the project area. | Uzbekistan | 30 | Industry, Trade & Services | <ul style="list-style-type: none">● Increase by 20% in productivity index value.● Increase by 20% in overall gross sales of productive units.● 9,600 client days of training provided.● 600 sub- loans approved for a volume of US\$644 millions.● 2,000 ha of planted area where mproved horticulture varieties are introduced.● 20 horticulture crops for which pest and diseases mapping completed at the regional level. | 650.0 | 95% | 603.9 | |
| 249 | https://projects.worldbank.org/en/projects-operations/project-detail/P166305 | Ferghana Valley Rural Enterprise Development Project (P166305 FY19) : support the expansion of rural enterprise activity and job creation in Ferghana Valley. | Uzbekistan | 30 | Industry, Trade & Services | <ul style="list-style-type: none">● 20,000 additional jobs generated by enterprises supported by the project.● 2,000 enterprises supported under the project● US\$200,000 increase in total revenues of enterprises supported under the project.● 5,000 beneficiaries trained.● 36 districts where rural business development services are being delivered under the project.● 100 new business startups. | 200.0 | 83% | 12.9 | SDG 2 SDG 8 SDG 9 |

| # | Link to more information | Project Name (Number Year/s Loans Approved) and Description | Country | Project Life ^a | Sector | Target Results ^b | Committed US\$ mil ^c | IBRD share ^d | Allocated US\$ mil ^e | SDGs ^f |
|-----|---|---|-----------------|---------------------------|---|---|---------------------------------|-------------------------|---------------------------------|-------------------------|
| 250 | https://projects.worldbank.org/en/projects-operations/project-detail/P162043 | Western Balkans Trade and Transport Facilitation (P162043 FY19): reduce the trade costs and increase transport efficiency in Albania, North Macedonia, and Serbia. | Western Balkans | 30 | Industry, Trade & Services | <ul style="list-style-type: none">● Total annual costs to export and import for all shipments of Albania, North Macedonia, and Serbia decreased to US\$201,059,449.● Cost to export and import decreased, respectively, to US\$261 and to US\$338.● Average freight transport time on targeted corridors decreased to 11 hours.● 3 Intelligent Traffic Systems deployed.● 3 recommended border regulations adopted.● Average time to import and export decreased, respectively, to 27 hours and to 25 hours.● 600 firms benefit from reformed custom/border services. | 90.0 | 100% | 2.4 | SDG 2 SDG 3 SDG 9 |
| 251 | https://projects.worldbank.org/en/projects-operations/project-detail/P122219 | Integrated Land Administration System (P122219 FY12): modernize the land administration and management system to improve the efficiency, transparency and cost effectiveness of government services. | Croatia | 13 | Information & Communications Technology | <ul style="list-style-type: none">● Reduced transaction processing times in land registry and cadastre by 36 and 20 days respectively for LROs (Land Registry Offices) and COs (Cadastre Offices).● 20% increase in percentage of customers lodging requests online.● 24 government agencies/ministries using shared spatial data.● 4,150 SGA (State Geodetic Administration) staff trained.● 542,893 cadastral parcels harmonized and transferred to the LDB. | 47.9 | 95% | 23.2 | |
| 252 | https://projects.worldbank.org/en/projects-operations/project-detail/P159297 | Pacific Regional Connectivity Program: Phase 3B, FJ Connectivity Project (P159297 FY17): reduce the cost and increase the availability of internet services in the Northern Division of the Borrower’s territory. | Fiji | 23 | Information & Communications Technology | <ul style="list-style-type: none">● 25 additional subscribers (per 100 people) to Internet Services.● 32% decrease in Wholesale Internet bandwidth price at point of interconnection (equivalent to 35 USD/Mbps/month reduction).● 8.5 Gbps increase in available internet bandwidth for the Northern Division.● Regulatory framework supports open access and nondiscriminatory pricing.● 80,000 project beneficiaries.● 95 km of Fiber Optic Network Built. | 6.0 | 94% | 4.3 | |
| 253 | https://projects.worldbank.org/en/projects-operations/project-detail/P132824 | eGabon (P132824 FY16): improve the timeliness and availability of information to support the delivery and management of public health services; and to foster the development and roll-out of eHealth applications and services, and Information and Communication Technology (ICT) services more generally. | Gabon | 25 | Information & Communications Technology | <ul style="list-style-type: none">● 1,820,000 direct project beneficiaries.● Increase by 60% in prescriptions transmitted electronically.● 70% of health workers reporting that they regularly use and update the patients’ electronic medical record during clinical consultations. | 56.0 | 97% | 20.6 | |
| 254 | https://projects.worldbank.org/en/projects-operations/project-detail/P122776 | Central African Backbone - APL4 - Gabon (P122776 FY12): contribute to increase geographical reach and usage of regional broadband network services and reduce their prices in the territory of the Republic of Gabon. | Gabon | 25 | Information & Communications Technology | <ul style="list-style-type: none">● Access to Internet Services increase by 53 subscribers (per 100 people).● Decrease by more than 50% in the average cost of mobile call.● 1,561 km of Fiber Optic Network Built.● 27 additional localities with broadband Internet access (256Kbps). | 79.2 | 60% | 78.8 | |

| # | Link to more information | Project Name (Number Year/s Loans Approved) and Description | Country | Project Life ^a | Sector | Target Results ^b | Committed US\$ mil ^c | IBRD share ^d | Allocated US\$ mil ^e | SDGs ^f |
|-----|---|---|---------|---------------------------|---|---|---------------------------------|-------------------------|---------------------------------|--------------------------|
| 255 | https://projects.worldbank.org/en/projects-operations/project-detail/P168425 | Digital Transformation for User-Centric Public Services (P168425 FY19): improve equitable access to and the quality and accountability of selected Social Protection and Education services through a GovTech approach. | Tunisia | 41 | Information & Communications Technology | <ul style="list-style-type: none">● Increased access to the targeted Social Protection Services (Social Assistance and Social Security), measured as 600,000 households eligible for social assistance and 70,000 new social security affiliations among the target population.● Increased access of “target vulnerable groups” to Digitized Access Points measured as an increase by 20,700 in the number of transactions made by vulnerable populations accessing digitized access points.● 90% of students with school identifier.● 4,000,000 persons with new social protection/universal health care cards.● 80% of primary and secondary students enrolled for the school year through the Education Management Platform.● 3,670 civil servants (in Education, Social Protection, Digitized Access Points) who are trained on new GovTech methods.● 20,000 parents who have an active account on the education management platform.● An online learning applications for students developed. | 100.0 | 100% | 8.1 | SDG 4 SDG 3 SDG 9 |
| 256 | https://projects.worldbank.org/en/projects-operations/project-detail/P161989 | Improving Service Delivery to Citizens and Businesses through E-Government Project (P161989 FY18): improve the quality of selected e-government services for citizens, businesses and the borrower's public entities, and facilitate their access. | Uruguay | 23 | Information & Communications Technology | <ul style="list-style-type: none">● 35% reduction in processing time of foreign trade related administrative requirements by VUCE (Single Window for Foreign Trade) (equivalent to 17.4 hours).● 300 additional distance learning materials delivered to targeted schools.● 15,000 citizens' administrative processes attended to by the Mobile Citizens Access Point.● 243 additional government executing units managing electronic invoices received from their providers. | 12.0 | 100% | 5.9 | |
| 257 | https://projects.worldbank.org/en/projects-operations/project-detail/P160594 | Gender Equality in Access to Economic Opportunities (P160594 FY20): support the Government of Albania’s efforts to enhance the policy framework for gender equality in access to economic opportunities. | Albania | 30 | Public Administration | <ul style="list-style-type: none">● Increased access to affordable legal assistance to ensure property titles recognize the rights of vulnerable women.● Registration process for both new and existing immovable properties with female owners or co-owners accelerated.● Increased awareness and compliance with legislation on gender equality in employment practices, including the equal work for equal pay provisions of the labor code, and strengthened awareness for gender equality principles in the private sector.● Constraints on women’s ability to access, and succeed in, the labor market alleviated.● Monitoring of gender equality policies and programs improved. | 10.0* | 20% | 10.2* | SDG 1 SDG 4 SDG 10 |
| 258 | https://projects.worldbank.org/en/projects-operations/project-detail/P151972 | Citizen-Centric Service Delivery Project (P151972 FY16): improve the efficiency of delivery and access to selected administrative services in Albania. | Albania | 27 | Public Administration | <ul style="list-style-type: none">● Decrease by 25% in the time needed to obtain motor vehicle registration, to process old age pension application and to obtain health insurance card (respectively equivalent to 0.7 days, 7 days and 1.4 hours).● 20% increase in, respectively, poor and vulnerable people, female and Roma acknowledging higher efficiency in receiving services from institutions. | 32.0 | 43% | 26.3 | |

| # | Link to more information | Project Name (Number Year/s Loans Approved) and Description | Country | Project Life ^a | Sector | Target Results ^b | Committed US\$ mil ^c | IBRD share ^d | Allocated US\$ mil ^e | SDGs ^f |
|-----|---|--|-----------|---------------------------|-----------------------|--|---------------------------------|-------------------------|---------------------------------|--------------------------|
| 259 | https://projects.worldbank.org/en/projects-operations/project-detail/P157671 | Statistics Project (P157671 FY17) : strengthen the capacity of the National Institute for Statistics to fill data gaps, improve statistical production and enhance statistical dissemination practices. | Angola | 35 | Public Administration | <ul style="list-style-type: none"> ● 30% increase in the Statistical Capacity Index (SCI) score. ● 12 agriculture, welfare, employment and business surveys or censuses implemented. ● National accounts improved by 100%. ● 750 staff who have achieved improvements in skill/knowledge compared to a pre-training baseline. | 62.0 | 100% | 26.9 | |
| 260 | https://projects.worldbank.org/en/projects-operations/project-detail/P105101 | The AO- Local Development Project (P105101 FY10) : improve access of poor households to basic services and economic opportunities, and to enhance local institutional capacities among Angola's municipalities. | Angola | 35 | Public Administration | <ul style="list-style-type: none"> ● 80% of participating municipalities integrate their Municipal Investment Plans into provincial annual plans. ● 264,000 additional people with access to improved water source. ● 11,550 daily beneficiaries attending new or refurbished health centers. ● 79,400 children enrolled in primary education in new or refurbished schools. ● 4,112,400 project beneficiaries, 50% of which are female. ● 5,000 beneficiaries of productive inclusion activities, 50% of which are women. ● 7,000 beneficiaries of productive safety nets, 50% of which are female. | 70.0 | 58% | 30.2 | |
| 261 | https://projects.worldbank.org/en/projects-operations/project-detail/P159929 | Integrated Habitat and Housing Project (P159929 FY17) : increase access to formal housing for eligible households; and improve living conditions for households in selected precarious urban settlements. | Argentina | 40 | Public Administration | <ul style="list-style-type: none"> ● 17,000 eligible households with access to formal housing. ● 10,000 households with improved living conditions in precarious urban settlements, 5,100 of which are female. ● 75,000 project beneficiaries, 51% of which are female. ● 3,400 housing subsidies allocated to female headed households. ● 17,200 people in urban areas provided with access to improved water sources. ● 4,200 urban people provided with access to improved sanitation facilities. ● 11.20 km of roads constructed or rehabilitated. | 200.0 | 97% | 113.4 | |
| 262 | https://projects.worldbank.org/en/projects-operations/project-detail/P157136 | Modernization and Innovation for Better Public Services in Argentina (P157136 FY17) : improve the quality and accessibility of selected government administrative services and enhance transparency in the public administration. | Argentina | 40 | Public Administration | <ul style="list-style-type: none"> ● 1,499,500 users registered on the argentina.gob.ar portal with a Citizen Digital Profile. ● Improved performance in the Open Data Barometer Index by 22 points. ● Increased government IT processing and data storage capacity by installing 2 additional racks. ● 510 pilot municipalities with improved digital public services. | 80.0 | 90% | 52.0 | |
| 263 | https://projects.worldbank.org/en/projects-operations/project-detail/P169624 | Development Policy Operation (P169624 FY20) : support the government's actions to strengthen economic, fiscal, and public sector governance. | Armenia | 41 | Public Administration | <ul style="list-style-type: none"> ● 20 laws and regulations with potential significant economic impact subject to RIA and timely public consultation. ● 100% of action items under the Anti-corruption Strategy and its Action Plan have commenced and 60% are on track. ● 100% of the planned action items under the Judicial Strategy and its accompanying Action Plans have commenced as envisioned and at least 60% are on track. ● Increase by 10% points of eligible civil cases to which the streamlined procedures for small claims are applied. ● 60 institutions included in the civil service performance management. | 50.0* | 100% | 51.1* | SDG 17 SDG 2 SDG 9 |

| # | Link to more information | Project Name (Number Year/s Loans Approved) and Description | Country | Project Life ^a | Sector | Target Results ^b | Committed US\$ mil ^c | IBRD share ^d | Allocated US\$ mil ^e | SDGs ^f |
|-----|---|--|------------|---------------------------|-----------------------|--|---------------------------------|-------------------------|---------------------------------|-------------------|
| 264 | https://projects.worldbank.org/en/projects-operations/project-detail/P149913 | Public Sector Modernization Project III (P149913 FY16): improve quality of the public financial reporting and to improve access to selected enhanced e-government services. | Armenia | 40 | Public Administration | <ul style="list-style-type: none"> ● Decrease by 452 hours the average processing time for public services. ● Quality of annual financial reporting improved. ● 75% decrease in time for police dispatch in emergency situations. | 21.0 | 57% | 8.6 | |
| 265 | https://projects.worldbank.org/en/projects-operations/project-detail/P150327 | Local Economy and Infrastructure Development Project (P150327 FY16): improve infrastructure services and institutional capacity for increased tourism contribution to local economy in selected regions of Armenia. | Armenia | 40 | Public Administration | <ul style="list-style-type: none"> ● 5,000 people in urban areas provided with access to all-season roads within a 500 meter range. ● Additional 6 hours per day of piped water services in project areas. ● 13,570 additional jobs created by activities linked to support tourism industry. ● 180,561 additional visitors to project sites. ● 30 old houses restored. ● 200 street lighting posts and bulbs replaced/installed. ● 2 parks upgraded. ● 453,500 project beneficiaries. | 55.0 | 80% | 6.9 | |
| 266 | https://projects.worldbank.org/en/projects-operations/project-detail/P144700 | Judicial Services and Smart Infrastructure Project (P144700 FY15): improve the access, transparency and efficiency of delivery of selected justice services. | Azerbaijan | 18 | Public Administration | <ul style="list-style-type: none"> ● 150,000 project beneficiaries. ● 7,800 beneficiaries utilizing legal aid services. ● Legal aid laws and procedures reviewed and improvements adopted. ● 22,000 additional uncontested civil enforcement cases electronically processed using the JSSIP-financed automated system. | 150.0 | 75% | 100.0 | |
| 267 | https://projects.worldbank.org/en/projects-operations/project-detail/P146997 | Public Financial Management Modernization Project (P146997 FY16): improve policy alignment of the budget, consolidate cash balances, improve budget transparency and lay foundations for implementation of an Integrated Financial Management Information System. | Belarus | 13 | Public Administration | <ul style="list-style-type: none"> ● Improved budget transparency ● 34% increase in alignment of policies and budgets. | 10.0 | 100% | 4.1 | |
| 268 | https://projects.worldbank.org/en/projects-operations/project-detail/P126452 | Rio Grande do Norte: Regional Development and Governance (P126452 FY13): support the Borrower's efforts to increase food security, access to productive infrastructure and markets for family agriculture; improve the quality of, and access to, health, education and public security services; and improve systems for public expenditure, human resource and physical asset management in the context of a results-based management approach. | Brazil | 35 | Public Administration | <ul style="list-style-type: none"> ● 50% increase in people benefited by subprojects promoting food security. ● 50 regional socioeconomic infrastructure implemented. ● 5% increase in the provision of health services related to prioritized health care networks at the regional level (maternal and infant, urgency and emergency, and oncological health care networks). ● Decrease by 4% in dropout rates of the state's secondary schools benefiting from the project. ● 180,000 project beneficiaries, 50% of which are female. ● 50% increase in productive investments supported by the project adopting sustainable social, crop production, and/or environmental practices. ● 15,300 people in rural areas provided with access to Improved Water Sources under the project. ● 90% increase in the number of schools (constructed, reformed and / or expanded) financed by the Project, meeting the main requirements of minimum operational physical standards. <p><i>The Project is financing R\$13.0 million of COVID-related activities, specifically the purchase of medical equipment, beds, and personal protective gear.</i></p> | 360.0 | 90% | 250.9 | |

| # | Link to more information | Project Name (Number Year/s Loans Approved) and Description | Country | Project Life ^a | Sector | Target Results ^b | Committed US\$ mil ^c | IBRD share ^d | Allocated US\$ mil ^e | SDGs ^f |
|-----|--|---|------------|---------------------------|-----------------------|--|---------------------------------|-------------------------|---------------------------------|---------------------------|
| 269 | https://projects.worldbank.org/en/projects-operations/project-detail/P153012 | Fortaleza Sustainable Urban Development Project (P153012 FY17): strengthen the capacity of the Municipality of Fortaleza for land use planning and land-based financing; and enhance urban environment and rehabilitate public spaces, through interventions in selected areas of the Vertente Maritima Basin and of the Rachel de Queiroz Park. | Brazil | 30 | Public Administration | <ul style="list-style-type: none"> ● 256,776 project beneficiaries. ● Increased Municipality of Fortaleza own-source revenue capacity through 20% increase in property tax revenues, 100% increase in Public Financial Management's revenues through Fortaleza Online and 115% increase in the Municipal Secretariat for Urban Development and Environment's revenues collected from use of urban instruments. ● Urban redevelopment pilot structured. ● 27,200 people in urban areas provided with access to Improved Sanitation. | 73.3 | 50% | 1.7 | |
| 270 | https://projects.worldbank.org/en/projects-operations/project-detail/P164588 | Mato Grosso Fiscal Adjustment and Environmental Sustainability DPL (P164588 FY19): support the State of Mato Grosso to regain fiscal sustainability and increase institutional capacity for sustainable agriculture, forest conservation and climate change mitigation. | Brazil | 20 | Public Administration | <ul style="list-style-type: none"> ● Current savings as a percentage of adjusted net current revenue increased to 5%. ● Revenues recovered by the State Fiscal Equilibrium Fund increased to R\$400 million. ● Annual revenues raised from State Fund for Transport and Housing's commodities increased to R\$1,350 million. ● Annual deforestation in Mato Grosso's portion of the Amazon biome reduced to 1,241 km2. ● 20 million ha of land for which Rural Environmental Registry information has been validated by the State Secretariat of the Environment. | 248.9 | 71% | 248.9 | SDG 2 SDG 13 SDG 15 |
| 271 | https://projects.worldbank.org/en/projects-operations/project-detail/P160628  | Disaster Risk Management Development Policy Financing with Cat DDO (P160628 FY19): strenghten the institutional and legal framework to ensure risk-informed sectoral and territorial planning; and increase the financial capacity to manage impacts associated with disaster and climate-related shocks. | Cabo Verde | 28 | Public Administration | <ul style="list-style-type: none"> ● 56% of Integrated Touristic Areas have Tourist Development Plans that incorporate disaster and climate-related risk management considerations. ● Allocation to the National Emergency Fund included annually in national budget (for 2019, 2020, 2021 and 2022 budget). ● All 22 new municipal plans incorporate climate-related risk management considerations. | 5.0 | 63% | 5.0 | SDG 17 SDG 13 |
| 272 | https://projects.worldbank.org/en/projects-operations/project-detail/P144270 | Economic Transformation and Institutional Capacity Building (P144270 FY14): inform China's policy making and strengthen capacity to implement priority reform areas articulated in China's Five-Year Plans and other development programs. | China | 29 | Public Administration | <ul style="list-style-type: none"> ● 19 study recommendations adopted. ● 30 studies published. ● 20 high level policy seminars. | 26.0 | 95% | 7.6 | |
| 273 | https://projects.worldbank.org/en/projects-operations/project-detail/P154694 | Building a Modern Fiscal System Technical Assistance (P154694 FY16): inform the design and implementation of the Central Government's fiscal reform program and to improve the Government's capacity in public financial management. | China | 34 | Public Administration | <ul style="list-style-type: none"> ● 20 fiscal policy reform proposals to decision makers disseminated. ● Capacity and skills in core budget management systems in Ministry of Finance increased by 75%. | 22.0 | 78% | 5.3 | |


| # | Link to more information | Project Name (Number Year/s Loans Approved) and Description | Country | Project Life ^a | Sector | Target Results ^b | Committed US\$ mil ^c | IBRD share ^d | Allocated US\$ mil ^e | SDGs ^f |
|-----|---|--|----------|---------------------------|-----------------------|--|---------------------------------|-------------------------|---------------------------------|--------------------------|
| 274 | https://projects.worldbank.org/en/projects-operations/project-detail/P126583 | Second Disaster Risk Management DPL with Catastrophe Deferred Draw Down Option (P126583 FY13): strengthen the Government's program for reducing risks resulting from adverse natural events. | Colombia | | Public Administration | <ul style="list-style-type: none"> • Three risk management instruments for interinstitutional coordination of the National Disaster Risk Management System (SNGRD), designed and approved. • National Technical Assistance Program in DRM and Climate Change Adaptation, designed, approved and implemented in 5 departments and 2 sectors. • Methodology for Damage and Loss Assessment and Analysis of Environmental Needs designed by the MADS and implemented by 5 Regional Environmental Authorities (CARs). • 10 departments with reports of Climate Change Adaptation initiatives or projects under implementation integrating risk understanding and risk reduction actions, implemented within the framework of the Territorial Climate Change Management Plan. | 250.0 | 100% | 250.0 | |
| 275 | https://projects.worldbank.org/en/projects-operations/project-detail/P162594 | Multipurpose Cadaster Project (P162594 FY19): establish the multipurpose cadaster in the selected municipalities to strengthen tenure security, and provide access to cadaster information. | Colombia | 38 | Public Administration | <ul style="list-style-type: none"> • 1,500,000 ha within project municipalities with cadastral and property information updated. • 37 municipalities with access to, and capacity to use, the cadaster data for planning and other purposes. • 67,000 persons with titles issued. • 90% of the National Cadaster System redesigned and in operation. • 13 registry offices with information in digital format. • 70% of processes and operations supported by the Cadaster-Registry Master Data Repository. | 100.0 | 100% | 1.0 | SDG 9 SDG 16 |
| 276 | https://projects.worldbank.org/en/projects-operations/project-detail/P123879 | Subnational Institutional Strenghtening (P123879 FY14): improve SNGs’ performance in core public management areas; and strengthen the Borrower’s central government’s capacity to manage the Decentralization and Territorial Management Framework. | Colombia | 36 | Public Administration | <ul style="list-style-type: none"> • 75% of pilot subnational governments have increased local tax collection by at least 10%. • 10% increase in the level of automation of administrative and financial processes. • Increase by more than 20% in the fulfillment of Municipal Development Plan output goals. | 70.0 | 100% | 34.6 | |
| 277 | https://projects.worldbank.org/en/projects-operations/project-detail/P170728 | Institutional Strengthening for Territorial Development DPF (P170728 FY20): strengthen institutions for regional planning, resource allocation, coordination and investment prioritization, and enhance the efficiency of land management in rural and urban areas. | Colombia | 40 | Public Administration | <ul style="list-style-type: none"> • 4 Territorial Pacts subscribed. • COP43,302 million to fund environmental activities. • 100% of the budget of the territorial governments (department and municipal governments) formulated and tracked using the new harmonized budget classification system. • 17 sub-national entities manage their own cadaster. • 10 territorial entities that use the methodological instruments for the incorporation of disaster risk analysis and adaptation to climate change aspects in public infrastructure projects financed by royalties. | 400.0 | 100% | 400.0 | SDG 2 SDG 9 SDG 11 |

| # | Link to more information | Project Name (Number Year/s Loans Approved) and Description | Country | Project Life ^a | Sector | Target Results ^b | Committed US\$ mil ^c | IBRD share ^d | Allocated US\$ mil ^e | SDGs ^f |
|-----|---|--|-------------------------|---------------------------|-----------------------|--|---------------------------------|-------------------------|---------------------------------|--------------------------|
| 278 | https://projects.worldbank.org/en/projects-operations/project-detail/P106975 | Water, Electricity & Urban Development SIL (P106975 FY10): increase access to basic infrastructure services, safe drinking water and electricity to the inhabitants of targeted areas in the cities of Brazzaville and Pointe Noire. | Congo, Republic of | 40 | Public Administration | <ul style="list-style-type: none"> ● 200,000 people benefitting from improved drainage. ● 200,000 people in urban areas provided with access to all-season roads within a 500 meter range. ● 259,340 people in urban areas provided with access to improved water sources. ● 1,200,000 direct project beneficiaries, 636,000 of which are female. ● 112,000 additional people provided with access to electricity under the project by household connections. ● 20% increase in annual increase in towns' own resources (municipal taxes and return on municipal assets). ● 6,000 m² of eroded areas treated. ● 7 health facilities constructed, renovated, and/or equipped. ● 90,000 people with access to improved health facilities in targeted areas. ● 34 km of drainage network constructed / rehabilitated. ● 32 km of non-rural roads rehabilitated. ● 500 km of transmission lines constructed or rehabilitated. | 35.0 | 36% | 30.2 | |
| 279 | https://projects.worldbank.org/en/projects-operations/project-detail/P133731 | Statistics Capacity Building Project (P133731 FY14): strengthen the NSS in the production and dissemination of quality statistics relevant for policies and decision making; and, promote the demand for statistical information. | Congo, Republic of | 36 | Public Administration | <ul style="list-style-type: none"> ● Increase by 12% in the Statistical Capacity Score. ● Increase by 60% in statistical output available to users through the open data portal. ● Increase by 50% in sectorial statistical agencies that produce statistical information endorsed as official statistics by the National Institute of Statistics. ● The results based monitoring framework of the projet is defined, updated and validated by the Project Steering Committee. | 25.0 | 76% | 7.2 | |
| 280 | https://projects.worldbank.org/en/projects-operations/project-detail/P159351 | DRM Development Policy Loan with a Cat DDO (P159351 FY18): support the Government of the Dominican Republic in strengthening institutions for improved climate and disaster resilience in priority sectors; and establishing mandatory regulations for climate and disaster risk reduction in public investment and construction works. | Dominican Republic | 31 | Public Administration | <ul style="list-style-type: none"> ● 15% of public schools assessed for disaster risk (of 6,500 of total schools). ● 30% of public schools assessed for disaster risk and requiring an intervention are rehabilitated and/or retrofitted. ● 50 out of the 140 identified risk-prone areas (35% of total) in main watershed basins have been prioritized, by hydrological and hydrometeorological studies, to undergo improvements in water management. ● 25 out of 164 health facilities have been given an operating permit following the approval of technical regulations assessed using the Hospital Safety Index. ● 80% construction works with a building permit have been supervised and inspected following updated regulations. | 150.0 | 100% | 150.0 | SDG 6 SDG 11 SDG 3 |
| 281 | https://projects.worldbank.org/en/projects-operations/project-detail/P157395 | Upper Egypt Local Development PforR (P157395 FY17): improve the business environment for private sector development and strengthen local government capacity for quality infrastructure and service delivery in select governorates in Upper Egypt. | Egypt, Arab Republic of | 40 | Public Administration | <ul style="list-style-type: none"> ● 30% improvement in business environment at the governorate level both in Qena and Sohag. ● 80% increase in infrastructure and service performance targets met both in Qena and Sohag. ● 20% increase in occupancy rate in industrial zones both in Qena and Sohag. ● 20% of firms, both in Qena and Sohag, that demonstrate increased jobs investment, exports, revenues or productivity. | 500.0 | 100% | 258.3 | |


| # | Link to more information | Project Name (Number Year/s Loans Approved) and Description | Country | Project Life ^a | Sector | Target Results ^b | Committed US\$ mil ^c | IBRD share ^d | Allocated US\$ mil ^e | SDGs ^f |
|-----|---|--|-----------|---------------------------|-----------------------|---|---------------------------------|-------------------------|---------------------------------|---------------------------|
| 282 | https://projects.worldbank.org/en/projects-operations/project-detail/P157473 | Statistical Development Project (P157473 FY17) : strengthen the statistical capacity of the Borrower, fill key data gaps, improve statistical production, and enhance statistical dissemination practices. | Gabon | 25 | Public Administration | <ul style="list-style-type: none"> ● Increase by 25 points Gabon's Statistical Capacity Index score. ● Improved national accounts and price statistics by 100%. ● 10 welfare, agriculture, economic and business surveys and censuses conducted. ● 8 of survey and census microdata files freely available on-line. ● 80 additional staff at the Statistics Office with improved skills | 50.0 | 100% | 23.4 | |
| 283 | https://projects.worldbank.org/en/projects-operations/project-detail/P169913 | Economic Management and Competitiveness Development Policy Operation (P169913 FY20) : support the Government's program of reforms to sustain rapid growth, and ensure greater inclusion, job creation and resilience. | Georgia | 39 | Public Administration | <ul style="list-style-type: none"> ● More than 14 municipalities submitting financial statements to State Audit Office for audit within 3 months after end of the financial year. ● 40% of public investment projects are screened, appraised and selected in compliance with the Public Investment Management Guideline requirements. ● 10 RIA completed on laws and regulations. ● 55% of teachers with full work load. ● 2 investment funds established. | 98.5 | 100% | 48.7 | SDG 2 SDG 8 SDG 9 |
| 284 | https://projects.worldbank.org/en/projects-operations/project-detail/P159710 | DRM Development Policy Loan with CAT DDO II (P159710 FY19) : help strengthen Guatemala's legal, institutional and financial framework to manage the impact of adverse natural events and climate risk. | Guatemala | 35 | Public Administration | <ul style="list-style-type: none"> ● 2 new financial instruments established in line with the Disaster Risk Financing Strategy. ● 29% of municipalities have included disaster risk reduction activities in their local development plans. ● 220 educational facilities constructed in compliance with the technical criteria adopted by the Ministry of Education about safe location and seismic-resistant infrastructure. ● 25 local communities with environmental risk evaluations completed, disseminated and trained to protect strategic ecosystems and the livelihoods provided by them. | 200.0 | 100% | 200.0 | SDG 1 SDG 11 SDG 13 |
| 285 | https://projects.worldbank.org/en/projects-operations/project-detail/P150308 | Assam Citizen-Centric Service Delivery Project (P150308 FY17) : improve access in the delivery of selected public services in Assam. | India | 24 | Public Administration | <ul style="list-style-type: none"> ● 685,125 applications submitted on-line for RTPS (Right To Public Services) services. ● 398 additional Public Facilitation Centres fully operational. | 39.2 | 80% | 4.8 | |
| 286 | https://projects.worldbank.org/en/projects-operations/project-detail/P157198 | Assam State Public Finance Institutional Reforms (ASPIRe) Project (P157198 FY17) : contribute to improvement in predictability and transparency in budget execution and efficiency in tax administration in Assam. | India | 24 | Public Administration | <ul style="list-style-type: none"> ● 13% decreased in share of discretionary expenditure reported in the last quarter of the financial year. ● 25% reduction in cost of collection of tax revenue in Excise Department. ● Public access to key budget execution reports established. ● Enhanced capacity in Cash and Debt Management by establishing Cash and Debt Management Unit, informing annual borrowing by realistic cashflow forecasts and publishing Debt Statistical Bulletin. ● Enhanced coverage of eProcurement (250% increase over baseline). | 35.0 | 80% | 8.3 | |
| 287 | https://projects.worldbank.org/en/projects-operations/project-detail/P156687 | Himachal Pradesh Public Financial Management Capacity Building Program (P156687 FY17) : improve the efficiency of Public Expenditure Management and Tax Administration in Himachal Pradesh. | India | 24 | Public Administration | <ul style="list-style-type: none"> ● Increase in value of transactions processed through the eProcurement system by 90%. ● Backlog of pending VAT/ CST assessments reduced by 100%. | 36.0 | 80% | 16.8 | |

| # | Link to more information | Project Name (Number Year/s Loans Approved) and Description | Country | Project Life ^a | Sector | Target Results ^b | Committed US\$ mil ^c | IBRD share ^d | Allocated US\$ mil ^e | SDGs ^f |
|-----|---|---|---------|---------------------------|-----------------------|---|---------------------------------|-------------------------|---------------------------------|----------------------------|
| 288 | https://projects.worldbank.org/en/projects-operations/project-detail/P156869 | Strengthening Public Financial Management in Rajasthan (P156869 FY18) : contribute to improved budget execution, enhanced accountability, and greater efficiency in revenue administration in Government of Rajasthan. | India | 20 | Public Administration | <ul style="list-style-type: none"> ● Strengthened budget execution by increasing the use of Commitment Control System in 20 departments covering 90% of their capital expenditure above threshold as established by the policy. ● Strengthened public procurement framework and capacity by developing database of debarred firms, enhancing procurement capacity of the officials and publishing/notifying Standard Bidding Documents. ● Improving effectiveness of Tax Audit in the Commercial Taxes Department by improving by 20% audit hit. ● District level planning under strengthened framework mainstreamed in Rural Development and Panchayati Raj Department and Department of Planning. | 21.7 | 70% | 3.8 | |
| 289 | https://projects.worldbank.org/en/projects-operations/project-detail/P166578 | Chhattisgarh Public Financial Management and Accountability Program (P166578 FY19) : improve accountability in the management of public finances; strengthen revenue administration; and improve efficiency in delivery of benefits in selected schemes, in the state of Chhattisgarh. | India | 16 | Public Administration | <ul style="list-style-type: none"> ● Complete and timely state financial reports available In public domain. ● Audits completed in at least 10,500 units. ● Increase in property tax collected over the baseline in the selected urban local bodies by 20%. ● Use of direct benefit transfer in 90% of validated baseline of beneficiaries in the shortlisted schemes. | 25.2 | 70% | 3.5 | |
| 290 | https://projects.worldbank.org/en/projects-operations/project-detail/P166923 | Uttarakhand Public Financial Management Strengthening Project (P166923 FY19) : enhance accountability in public finances and increase effectiveness of revenue management systems in Uttarakhand | India | 16 | Public Administration | <ul style="list-style-type: none"> ● 30% increase in property tax collections of participating ULBs. ● New generation Integrated Financial Management Information System with enhanced controls and processes implemented. ● e-Governance application for excise function implemented. ● Improved cash and debt management practices institutionalised. ● 2 household surveys completed. | 31.6 | 80% | 2.2 | SDG 17 SDG 11 SDG 10 |
| 291 | https://projects.worldbank.org/en/projects-operations/project-detail/P121731 | ICDS Systems Strengthening & Nutrition Improvement Program (P121731 FY13) : improve the coverage and quality of ICDS nutrition services to pregnant and lactating women and children under 3 years of age. | India | 24 | Public Administration | <ul style="list-style-type: none"> ● 64,000,000 women and children who have received basic nutrition services. ● 34,209 pregnant/lactating women (PLW) and children under 3 years in project districts reached by the Integrated Child Development Services services. ● 80% increase in the number of project districts that have implemented the incremental capacity building system. ● 280,000 health personnel receiving training. | 200.0 | 57% | 76.5 | |
| 292 | https://projects.worldbank.org/en/projects-operations/project-detail/P150395 | Tamil Nadu Sustainable Urban Development Program (P150395 FY15) : improve urban services delivery in participating ULBs in a financially sustainable manner and to pilot improved urban managementpractices in selected cities. | India | 39 | Public Administration | <ul style="list-style-type: none"> ● 2,000,000 project beneficiaries, 40% of which are female. ● INR 494 of additional financial resource mobilization from non-budgetary sources through credit enhancement and other means. ● 290 km of Storm Water Drains constructed/rehabilitated and made operational under the project for Greater Chennai. ● 135 participating ULBs with new e-governance systems operational. ● 70% increase in new/rehabilitated water/sewer connections achieved against aggregate target amongst participating sub-projects intense sub-sectors. | 400.0 | 67% | 216.4 | |

| # | Link to more information | Project Name (Number Year/s Loans Approved) and Description | Country | Project Life ^a | Sector | Target Results ^b | Committed US\$ mil ^c | IBRD share ^d | Allocated US\$ mil ^e | SDGs ^f |
|-----|---|--|-----------|---------------------------|-----------------------|---|---------------------------------|-------------------------|---------------------------------|---------------------------|
| 293 | https://projects.worldbank.org/en/projects-operations/project-detail/P146936 | Uttar Pradesh Pro-Poor Tourism Development Project (P146936 FY18) : increase tourism-related benefits for local communities in targeted destinations. | India | 24 | Public Administration | <ul style="list-style-type: none"> ● 500 additional people provided with improved urban living conditions. ● 300 individuals, professionals and small businesses in the project destinations with increased annual income. ● Average duration of stay of tourists in project areas doubled. ● 3,700,000 additional domestic visitors and 100,000 international visitors in project destinations. | 40.0 | 70% | 7.0 | |
| 294 | https://projects.worldbank.org/en/projects-operations/project-detail/P159427 | West Bengal Institutional Strengthening of Gram Panchayats Program II (P159427 FY17) : further strengthen the institutional and financial capacities of Gram Panchayats across the State. | India | 31 | Public Administration | <ul style="list-style-type: none"> ● 40% increase in GPs (Gram Panchayas) that qualify BMCs Basic Mandatory Conditions and EMCs Expanded Mandatory Conditions annually in Annual Performance Assessments. ● 20% increase in performance based untied grants utilized by the GPs. ● 20% increase in planning & budgeting capacity at the GP level. | 210.0 | 70% | 135.9 | |
| 295 | https://projects.worldbank.org/en/projects-operations/project-detail/P158502 | Jharkhand Municipal Development Project (P158502 FY19) : provide improved access to basic urban services and management capacity in participating Urban Local Bodies in Jharkhand. | India | 30 | Public Administration | <ul style="list-style-type: none"> ● 350,000 people provided with improved urban living conditions. ● 10 participating ULBs with increased own source revenues. ● 156,600 people provided with access to improved water sources. ● 8 participating ULBs implementing reforms in municipal budgeting and creditworthiness. ● 90,000 people provided with access to all-season roads within a 500m range. ● 2,000 officials and staff receiveing training in new skills and knowledge. ● 150 km of new/improved drainage services provided under the Project. | 147.0 | 49% | 2.9 | SDG 6 SDG 11 SDG 17 |
| 296 | https://projects.worldbank.org/en/projects-operations/project-detail/P165543 | Institutional Strengthening for Improved Village Service Delivery (P165543 FY19) : strengthen institutional capacity for improved quality of spending in participating villages. | Indonesia | 20 | Public Administration | <ul style="list-style-type: none"> ● E-learning platform for needs-based capacity building for village apparats and institutions established and fully operational. ● 80% of villages have access to technical service providers. ● 1,300 villages exceeding project performance criteria and receiving supplementary incentive. ● 70% of villages where key village apparat and BPD (Village Council) members completed core training modules ● Community learning platform established and accessible. ● 300 districts developed capacity building plan to mainstream the program approach. | 300.0 | 86% | 5.2 | SDG 17 SDG 1 SDG 5 |

| # | Link to more information | Project Name (Number Year/s Loans Approved) and Description | Country | Project Life ^a | Sector | Target Results ^b | Committed US\$ mil ^c | IBRD share ^d | Allocated US\$ mil ^e | SDGs ^f |
|-----|---|---|-----------|---------------------------|-----------------------|--|---------------------------------|-------------------------|---------------------------------|---------------------------|
| 297 | https://projects.worldbank.org/en/projects-operations/project-detail/P163896 | National Urban Development Project (P163896 FY19): increase the number of participating cities carrying out integrated planning and prioritizing their capital investments. | Indonesia | 21 | Public Administration | <ul style="list-style-type: none">● 80% of city's long-term spatial planning reflects the spatial development framework approach.● National Urban Infrastructure Strategy Plan completed.● Inter-ministerial Coordination Team for Urban Development annual work program developed.● 80% of cities with key planning datasets available.● 90% of cities with city capacity assessment completed.● Project management support systems established and operational.● 60% of cities with integrated data platform established.● 80% of cities with integrated land use and transport plan developed.● 80% of cities with spatial development framework developed.● 60% of cities with priority area development plans developed. | 49.6 | 100% | 2.6 | SDG 11 SDG 17 SDG 9 |
| 298 | https://projects.worldbank.org/en/projects-operations/project-detail/P151357 | Modernization of Public Financial Management Systems Project (P151357 FY17): improve financial information management and transparency, cash management, public investment management and public procurement modernization at selected federal and governorate agencies. | Iraq | 15 | Public Administration | <ul style="list-style-type: none">● 2 citizen's budgets posted on the Ministry of Finance website.● 20% increase in public investment projects in pilot ministries at the federal level subject to appraisal.● 20% increase in Federal Government Bank account balances consolidated under the new TSA (Treasury Single Account). | 41.5 | 100% | 3.4 | |
| 299 | https://projects.worldbank.org/en/projects-operations/project-detail/P146965  | Disaster Vulnerability Reduction (P146965 FY16): enhance the country's resilience to disaster and climate risk. | Jamaica | 29 | Public Administration | <ul style="list-style-type: none">● Protection of infrastructure (e.g., bridges, storm drains, roads) from floods directly benefitting about 247,000 people.● Increase the government's capacity to better prepare for and respond to natural disasters.● Reduced to 0 the number of days of interrupted traffic due to flooding.● 8,350 storm drains retrofitted/constructed and 140 bridges retrofitted.● 313,000 direct project beneficiaries. | 30.0 | 100% | 12.1 | |
| 300 | https://projects.worldbank.org/en/projects-operations/project-detail/P146688 | Strategic Public Sector Transformation (P146688 FY15): strengthen public resource management and support selected public sector institutions in facilitating a more enabling environment for private sector growth. | Jamaica | 36 | Public Administration | <ul style="list-style-type: none">● Increase by 100% in MDAs that prepare their budgets according to the updated program definitions.● 88% increase in quality related services provided directly to public and private sector.● Annual Budgets submitted and approved before the fiscal year starts. | 35.0 | 93% | 25.9 | |

| # | Link to more information | Project Name (Number Year/s Loans Approved) and Description | Country | Project Life ^a | Sector | Target Results ^b | Committed US\$ mil ^c | IBRD share ^d | Allocated US\$ mil ^e | SDGs ^f |
|-----|---|---|------------|---------------------------|-----------------------|---|---------------------------------|-------------------------|---------------------------------|---------------------------|
| 301 | https://projects.worldbank.org/en/projects-operations/project-detail/P170223 | First Economic Resilience DPL (P170223 FY20) : support fiscal sustainability and inclusion, enhance fiscal and financial resilience against natural disaster risks, and improve the investment climate for sustainable growth. | Jamaica | 30 | Public Administration | <ul style="list-style-type: none">• The Fiscal Council is adequately staffed and issues regular fiscal assessment reports (that include debt sustainability analysis).• 85% of rural beneficiaries among all new Programme of Advancement Through Health and Education beneficiaries.• 63% of self-financing public bodies compliant with submitting an Annual Report within four months after the end of the financial year.• The Annual Fiscal Policy Paper has a section quantifying disaster-related risks.• National Natural Disaster Reserve Fund capitalized with J\$3.1 billion.• 5 post-natural disaster sources of financing available to ministries, departments and agencies with documented emergency procedures.• 30% of active fishers are licensed. | 70.0 | 100% | 70.0 | SDG 1 SDG 17 SDG 2 |
| 302 | https://projects.worldbank.org/en/projects-operations/project-detail/P116696 | Tax Administration Reform Project (P116696 FY10) : reform and strengthen the tax administration in order to improve the level of voluntary compliance, enhance effectiveness to fight tax evasion, increase administrative efficiency, and reduce the potential for corruption. The project would have a positive impact on the business climate by improving client services, strengthening institutional and human capacity in the tax administration, and reducing the burden of taxpayer compliance. | Kazakhstan | 20 | Public Administration | <ul style="list-style-type: none">• Increase by 45% in electronic filing (legal entities).• 50% Increase in field audits selected by automated procedure. | 13.5 | 30% | 6.4 | |
| 303 | https://projects.worldbank.org/en/projects-operations/project-detail/P143274 | Justice Sector Institutional Strengthening Project (P143274 FY14) : strengthen the institutional capacity of Selected Agencies for effective implementation of selected laws, and to improve the efficiency and transparency of, and access to, selected public services in the justice sector. | Kazakhstan | 20 | Public Administration | <ul style="list-style-type: none">• 3,000 project beneficiaries.• Reduce by 70 days the time required for disposal (from filing to final decision) of civil (including tax and family) cases in pilot courts supported by the project.• Availability of new tools and mechanisms for public participation in lawmaking, enshrined in draft law and subordinate legal acts.• Publication on the Supreme Court website of main outcomes of regular monitoring of court performance and reports on implementation of Supreme Court recommendations. | 27.0 | 60% | 12.1 | |
| 304 | https://projects.worldbank.org/en/projects-operations/project-detail/P172321 | Inclusive Growth and Fiscal Management DPO 2 (P172321 FY20) : crowd in private investment and financing for affordable housing; enhance farmer incomes and food security; create fiscal space to support the government’s inclusive growth agenda; and crowd in private investment and leverage digitization to support the government’s inclusive growth agenda. | Kenya | 39 | Public Administration | <ul style="list-style-type: none">• 20,000 Affordable Housing units constructed with private investment under the government supported Affordable Homes Program, 50% of which are owned by women.• 150,000 farmers benefitting from e-vouchers, 50% of which are female.• VAT and income tax revenues as a share of GDP increased to 12.1%.• Average credit growth to the private sector increased to 14%.• 55 investment projects registered by the Kenya investment Authority. | 250.0 | 25% | 250.0 | SDG 2 SDG 11 SDG 17 |

| # | Link to more information | Project Name (Number Year/s Loans Approved) and Description | Country | Project Life ^a | Sector | Target Results ^b | Committed US\$ mil ^c | IBRD share ^d | Allocated US\$ mil ^e | SDGs ^f |
|-----|---|--|------------|---------------------------|-----------------------|---|---------------------------------|-------------------------|---------------------------------|---------------------------|
| 305 | https://projects.worldbank.org/en/projects-operations/project-detail/P148537 | Modernization of Government Services in the Republic of Moldova (P148537 FY18): improve access, efficiency and quality of delivery of selected government administrative services. | Moldova | 39 | Public Administration | <ul style="list-style-type: none">● 20% reduction in time needed for citizens to obtain three selected government administrative services reengineered within the project through the regular procedure.● 50% of people who have accessed e-services in the past 12 months. | 5.0 | 22% | 0.4 | |
| 306 | https://projects.worldbank.org/en/projects-operations/project-detail/P149743 | Revenue Administration Reform Project (P149743 FY18): improve the effectiveness of operational functions of Montenegro’s tax administration and to reduce the compliance costs for corporate taxpayers. | Montenegro | 30 | Public Administration | <ul style="list-style-type: none">● 6% reduction in tax gap for VAT compared to 2020.● 10% and 7% increase in tax returns filed on time (respectively for VAT and corporate income tax).● Decrease by 114 hours in the time it takes to pay taxes and social contributions. | 20.9 | 100% | 2.0 | |
| 307 | https://projects.worldbank.org/en/projects-operations/project-detail/P149995 | Casablanca Municipal Support Program (P149995 FY18): increase the investment capacity of the Municipality of Casablanca, improve the business environment and enhance access to basic services. | Morocco | 30 | Public Administration | <ul style="list-style-type: none">● 40% increase in municipal revenues excluding transfers.● 40% decrease in the average number of days required for issuance of a building permit at the municipality (equivalent to 20 days).● 10,000 households in disadvantaged neighborhoods provided with improved access to basic services. | 200.0 | 36% | 180.3 | |
| 308 | https://projects.worldbank.org/en/projects-operations/document-detail/P168580  | Disaster Risk Management Development Policy Loan with a Catastrophe Deferred Drawdown Option (P168580 FY20): strengthen the country’s institutional capacity and institutional framework to deal with the adverse financial impacts and risk managements of disasters and climate-related shocks. | Morocco | 28 | Public Administration | <ul style="list-style-type: none">● 90% of local officials of the Ministry of Interior responsible for the adminstration of the register, trained on the registration procedures.● The Government has deployed an online platform for the registration of people affected by a catastrophic event.● The Government has developed a specific outreach and communication mechanism to inform the population of the registrtration procedures for people affected by a catastrophic event, with a specific focus on women.● 4 provinces covered by an integrated flood risk management information system. | 275.0 | 100% | 272.0 | SDG 17 SDG 8 SDG 13 |
| 309 | https://projects.worldbank.org/en/projects-operations/project-detail/P168147 | Municipal Performance Program (P168147 FY20): improve the institutional and service delivery performance of participating Municipalities. | Morocco | 30 | Public Administration | <ul style="list-style-type: none">● 90% of participating Municipalities that have met the minimum mandatory conditions.● 10,000 people from participating Municipalities provided with access to improved citizen services through the deployment of the Citizen Services Portal.● The digital platform for issuing building permits and commercial licenses is operational and publicly accessible in at least 50% of the participating Municipalities.● 80% of participating Municipalities included gender oriented objectives and indicators in their planning process.● The integrated revenue management system has been implemented in at least 70% of the participating Municipalities.● Participating Municipalities' own revenues increased to 6%. | 300.0 | 39% | 74.4 | SDG 17 SDG 1 SDG 5 |

| # | Link to more information | Project Name (Number Year/s Loans Approved) and Description | Country | Project Life ^a | Sector | Target Results ^b | Committed US\$ mil ^c | IBRD share ^d | Allocated US\$ mil ^e | SDGs ^f |
|-----|---|---|-------------|---------------------------|-----------------------|---|---------------------------------|-------------------------|---------------------------------|---------------------------|
| 310 | https://projects.worldbank.org/en/projects-operations/project-detail/P161402 | Competitive and Livable City of Karachi Project (P161402 FY19): improve urban management, service delivery and the business environment in Karachi. | Pakistan | 30 | Public Administration | <ul style="list-style-type: none"> ● 42,000 business registrations and licenses secured annually through the Sindh Business Portal. ● 3,036,000 people provided with improved urban living conditions. ● 200,000 ha with reduction in water consumption. ● 6 Karachi Districts where comprehensive property survey for Property Tax completed. ● 5 local councils with updated Infrastructure Maps and Asset Inventories. ● 50% of solid waste collection contracts in full compliance with agreed collection targets. ● Property Tax bills being generated online and accessible to taxpayers in Karachi Districts. | 230.0 | 96% | 4.2 | SDG 11 SDG 17 SDG 9 |
| 311 | https://projects.worldbank.org/en/projects-operations/project-detail/P122738 | Disaster Risk Management Development Policy Loan with CAT DDO (P122738 FY12): enhance the Government of Panama's capacity to implement its Disaster Risk Management Program for natural disasters. | Panama | 18 | Public Administration | <ul style="list-style-type: none"> ● Government of Panama capacity for DDR (disaster risk reduction) increased. ● DRM financial protection policies, strategies, or instruments developed. | 66.0 | 100% | 66.0 | |
| 312 | https://projects.worldbank.org/en/projects-operations/project-detail/P147342 | Enhancement of Environmental Quality Services (P147342 FY17): generate and share information for environmental quality control at the national level by supporting the Government of Peru to improve its environmental monitoring and analytical capacity, increase public access to environmental quality information, and promote informed public participation in environmental quality management. | Peru | 11 | Public Administration | <ul style="list-style-type: none"> ● 7 validated air quality monitoring networks in operation supported by the project. ● 95% increase in environmental quality information disclosed through National Environmental Information System (SINIA). ● 19 functioning water quality monitoring station established by the project. ● 16 functioning air quality monitoring stations established by the project. ● 110 officials trained on the use of environmental quality information for informed decision making. | 40.0 | 57% | 3.7 | |
| 313 | https://projects.worldbank.org/en/projects-operations/project-detail/P127741 | National Community Driven Development Program (P127741 FY14): empower communities in targeted municipalities to achieve improved access to services and to participate in more inclusive local planning, budgeting and implementation. | Philippines | 40 | Public Administration | <ul style="list-style-type: none"> ● 10% increase in access to roads, education, health centers and water (major KC investments) in KC-NCDDP (National Community Driven Development Project) municipalities. ● 14% increase in households in NCDDP municipalities with at least one member attending regular Barangay Assemblies (15% increase in marginalized groups and 10% increase in female headed households). ● 8,400,000 direct project beneficiaries. | 439.0 | 72% | 439.0 | |
| 314 | https://projects.worldbank.org/en/projects-operations/project-detail/P170052 | Promoting Competitiveness and Enhancing Resilience to Natural Disasters Sub-program 1 DPL (P170052 FY20): support the Government of the Philippines in promoting competitiveness, enhancing fiscal sustainability and strengthening financial resilience to natural disasters and climate change. | Philippines | 19 | Public Administration | <ul style="list-style-type: none"> ● Gap between domestic and international price of rice reduced to less than 50%. ● Number of days to start a business reduced to less than 8 and of procedures to less than 20. ● Electronic payment transactions among all (retail) payments increased to more than 25% ● Tax revenue as share of GDP increased to more than 15.2%. ● More than 60% of public assets included in the asset registry for 5 key agencies. ● More than 4 pre-arranged or improved financial mechanisms for disaster response in place. | 400.0 | 100% | 400.0 | SDG 2 SDG 13 SDG 1 |

| # | Link to more information | Project Name (Number Year/s Loans Approved) and Description | Country | Project Life ^a | Sector | Target Results ^b | Committed US\$ mil ^c | IBRD share ^d | Allocated US\$ mil ^e | SDGs ^f |
|-----|---|---|--------------------|---------------------------|-----------------------|--|---------------------------------|-------------------------|---------------------------------|---------------------------|
| 315 | https://projects.worldbank.org/en/projects-operations/project-detail/P171440 | Third Disaster Risk Management Development Policy Loan (P171440 FY20) : strengthen the policy and institutional capacity of the Government of the Philippines to reduce disaster risk, respond to and recover from natural disasters. | Philippines | 40 | Public Administration | PAD not available - target results not avaiable. | 500.0 | 100% | 500.0 | SDG 1 SDG 10 SDG 11 |
| 316 | https://projects.worldbank.org/en/projects-operations/project-detail/P166302 | Strengthening Disaster Risk Management Project (P166302 FY19) : enhance the resilience of critical disaster and emergency response infrastructure and to strengthen the Borrower’s institutional capacities in disaster risk reduction and climate change adaptation. | Romania | 14 | Public Administration | <ul style="list-style-type: none"> ● 25 disaster and emergency response facilities that are upgraded to be resilient. ● 1,000 rescue personnel, emergency and disaster management staff, volunteers and administrative staff with access to disaster resilient buildings. ● 3,000 project beneficiaries in areas covered by resilient emergency and disaster response facilities. ● 10 newly constructed emergency and response buildings with resilient structures and systems. ● 10 Public Awareness Campaigns. ● 15 emergency and response buildings retrofitted to improve structural resilience. ● 1,000 direct project beneficiaries. | 60.5 | 100% | 0.2 | SDG 13 SDG 9 SDG 17 |
| 317 | https://projects.worldbank.org/en/projects-operations/project-detail/P166303 | Disaster Risk Management Development Policy Loan with a Catastrophe Deferred Drawdown Option (P166303 FY18) : strengthen Romania’s institutional and legal framework to effectively manage the physical, social and fiscal impacts of natural disasters and climate change. | Romania | 40 | Public Administration | <ul style="list-style-type: none"> ● The Government of Romania has reported on progress achieved under the international Sendai Framework for Disaster Risk Reduction (1 Report). ● 3 reports are available annually on the impact of disasters in Romania (for 2018, 2019 and 2020). ● The national building code for seismic risk in existing buildings is strengthened. ● 3 disaster risk reduction action plans are prepared and approved by the relevant responsible authorities. | 493.1 | 100% | 437.1 | SDG 13 SDG 2 |
| 318 | https://projects.worldbank.org/en/projects-operations/project-detail/P160751 | Justice Services Improvement Project (P160751 FY17) : improve the efficiency and accessibility of targeted justice institutions. | Romania | 16 | Public Administration | <ul style="list-style-type: none"> ● Decrease by almost 100% in response time for NTRO (National Trade Registry Office) users accessing eligible documents (equivalent to 119.5 hours). ● 90% increase in compliance of select court facilities with EU standards for accessibility. ● 90% increase in eligible documents available to users 24/7 online on NTRO portal. ● 90% increase in Court Accessibility. | 67.0 | 92% | 21.6 | |
| 319 | https://projects.worldbank.org/en/projects-operations/project-detail/P092429 | Second State Statistical System Development Project (P092429 FY07) : assist the government of the Russian Federation to produce reliable, timely and accurate economic, financial, socio-demographic and other data for policy formulation and decision making in line with international good practiceand frameworks. | Russian Federation | 20 | Public Administration | <ul style="list-style-type: none"> ●The Statistical Council is established. ●2 methodological guidelines prepared for implementation for compiling satellite accounts in the social sphere recommended by OECD. ●Application of 7 additional internationally accepted statistical methodologies and standards (questionnaires of international organizations listed in Federal Statistical Action Plan and official OECD questionnaire. | 10.0 | 20% | 9.9 | |

| # | Link to more information | Project Name (Number Year/s Loans Approved) and Description | Country | Project Life ^a | Sector | Target Results ^b | Committed US\$ mil ^c | IBRD share ^d | Allocated US\$ mil ^e | SDGs ^f |
|-----|---|--|---------|---------------------------|-----------------------|---|---------------------------------|-------------------------|---------------------------------|-------------------|
| 320 | https://projects.worldbank.org/en/projects-operations/project-detail/P147050 | Real Estate Management Project (P147050 FY15): improve the efficiency, transparency, accessibility and reliability of Serbia’s real property management systems. | Serbia | 19 | Public Administration | <ul style="list-style-type: none"> ● Decrease by 44 in the average number of days needed to complete recordation of purchase/sale of property in land administration system and of urban/rural properties. ● Rules, procedures, methodologies and information widely and easily accessible online. ● 22% increase in customer satisfaction with real property management system, including as to quality and efficiency. | 66.9 | 100% | 31.4 | |
| 321 | https://projects.worldbank.org/en/projects-operations/project-detail/P163673 | Tax Administration Modernization Project (P163673 FY19): improve effectiveness of tax collection and lower the compliance burden for taxpayers. | Serbia | 20 | Public Administration | <ul style="list-style-type: none"> ● VAT gap reduced to 8%. ● Time required to comply with taxes (WB Doing Business Paying Taxes subindicator) reduced to 202.9 hours hours. ● Increase by 10% in additional net taxes assessed per audit. ● Tax arrears decreased to 40%. | 52.0 | 100% | 1.6 | SDG 9 SDG 17 |
| 322 | https://projects.worldbank.org/en/projects-operations/project-detail/P164824 | Enabling Digital Governance Project (P164824 FY19): improve access, quality, and efficiency of selected administrative e-Government services. | Serbia | 20 | Public Administration | <ul style="list-style-type: none"> ● 730,000 citizens and businesss accessing e-services disaggregated by gender and size of businesses. ● 50% increase in user satisfaction with selected e-services provided. ● 26 services digitalized and available online targetted at businesses and citizens. ● 10 entities connected to the Interoperability Platform. | 50.0 | 91% | 4.6 | |
| 323 | https://projects.worldbank.org/en/projects-operations/project-detail/P157489 | Disaster Risk Management DPL-CAT DDO (P157489 FY17): strengthen Serbia's institutional and legal framework to effectively manage the physical and fiscal impact of natural hazards. | Serbia | 30 | Public Administration | <ul style="list-style-type: none"> ● Public Investment Management Office staffed and functioning as demonstrated by the adoption of a Systematization Act and submission of Annual Reports to teh Borrower's Cabinet. ● Adopted a Systematization Act to operationalize a new government institution or agency to implement Law on Natural and other Hazard Risk Reduction and Emergency Management adopted. ● National flood risk assessment completed. ● 15 additional sectors and local self-governments that have applied the post-disaster loss and needs assessment methodology. | 70.0* | 92% | 74.9* | |
| 324 | https://projects.worldbank.org/en/projects-operations/project-detail/P130637 | Urban Development and Local Governance (P130637 FY15): strengthen local governments’ performance to deliver municipal infrastructure; and improve access to services in targeted disadvantaged neighborhoods. | Tunisia | 36 | Public Administration | <ul style="list-style-type: none"> ● 70% of Local Governments achieve at least the threshold score in their annual performance assessment. ● 9,700,000 direct Beneficiaries of which 50% women. ● 640,000 people living in targeted disadvantaged areas benefiting from improved municipal infrastructure. ● 600 km of roads constructed and/or rehabilitated. ● 45% increase in Local Governments that have executed their Annual Investment Plans on schedule in terms of expenditures. ● 80% of Local Governments that received Capacity Building Support in accordance with their annual capacity development plan. | 430.0 | 100% | 267.8 | |

| # | Link to more information | Project Name (Number Year/s Loans Approved) and Description | Country | Project Life ^a | Sector | Target Results ^b | Committed US\$ mil ^c | IBRD share ^d | Allocated US\$ mil ^e | SDGs ^f |
|-----|---|---|------------|---------------------------|-----------------------|--|---------------------------------|-------------------------|---------------------------------|---------------------------|
| 325 | https://projects.worldbank.org/en/projects-operations/project-detail/P106284 | Land Registration and Cadastre Modernization Project (P106284 FY08) : improve the effectiveness and efficiency of the land registry and cadastre services through renovating and updating cadastre maps to support digital cadastre and land registry information; making the digital land registry and cadastre information available to public and private entities; improving customer services in land registry and cadastre offices; improving human resources in TKGM; and developing policies and capacity to introduce best international practices in property valuation in Turkey. | Turkey | 29 | Public Administration | <ul style="list-style-type: none"> ● 96% reduction in time to deliver cadastre data requests. ● 900 active protocols with other public and private institutions having on-line access to digital cadastre information from TKGM (Turkish Land Registry and Cadastre Agency). ● 4,100,648 parcels renovated/updated in digital format. ● 75% decrease in the average no. of days to complete recordn of purchase/sale of (urban and rural) property. ● 350,000,000 annual on-line enquiries from TAKBIS (Turkish Computerized Cadastre and Land Registry System). | 278.6 | 98% | 208.2 | |
| 326 | https://projects.worldbank.org/en/projects-operations/project-detail/P161915 | Sustainable Cities Project 2 (P161915 FY18) : improve the access to targeted municipal services in participating municipalities and utilities. | Turkey | 35 | Public Administration | <ul style="list-style-type: none"> ● 268,000 urban people provided with access to improved sanitation services. ● 225,000 m³ of additional water capacity provided. ● 36 km of water pipes laid. ● 333 km of sewerage pipes laid. ● 1 deep sea discharge line constructed. ● 414,000 project beneficiaries. | 652.1 | 100% | 24.1 | |
| 327 | https://projects.worldbank.org/en/projects-operations/project-detail/P162929 | Medium-Size Cities Integrated Urban Development Project (P162929 FY19) : improve selected urban infrastructure, public spaces and assets, and access to services in participating cities; and strengthen the institutional capacity of the Borrower's relevant agencies to deliver and manage local infrastructure. | Uzbekistan | 35 | Public Administration | <ul style="list-style-type: none"> ● 100,000 people provided with access to improved urban services. ● 3 municipalities with asset management system in place and with trained municipal officials to use them. ● 4 public buildings rehabilitated and/or adaptively used (including Cultural Heritage buildings). ● 140 km of water transmission and distribution pipes replaced or laid. ● 10 km of urban roads rehabilitated. ● 26 km of streets with improved street lighting in selected municipalities. ● 10 km of new or rehabilitated pedestrian walkways in selected municipalities. ● 100 people provided with trainings in selected municipalities. | 100.0 | 83% | 0.9 | SDG 11 SDG 6 SDG 9 |
| 328 | https://projects.worldbank.org/en/projects-operations/project-detail/P122233 | Social Assistance Modernization Project (P122233 FY12) : improve the equity and efficiency of its social assistance programs. | Albania | 35 | Social Protection | <ul style="list-style-type: none"> ● 209 additional beneficiaries of Safety Nets programs. ● 8% increase in households in the poorest 10% that are covered by the Ndhma Ekonomike (NE) Program. | 60.0 | 25% | 46.5 | |
| 329 | https://projects.worldbank.org/en/projects-operations/project-detail/P169779 | Strengthening the National Social Protection System Project (Cash Transfer) (P169779 FY20) : provide temporary income support to poor households in selected areas of Angola, and strengthen the delivery mechanisms for a permanent social safety net system. | Angola | 38 | Social Protection | <ul style="list-style-type: none"> ● 70% of cash transfer beneficiary households are among the poorest 40%. ● 5,000,000 beneficiaries of social safety net programs. ● 2,000 households registered in the social registry. ● Communication strategy developed and implemented. | 320.0 | 100% | 0.8 | SDG 10 SDG 1 SDG 17 |
| 330 | https://projects.worldbank.org/en/projects-operations/project-detail/P133129 | Youth Employment Support Project (P133129 FY15) : improve access of vulnerable youth population to labor markets, increasing their employability by supporting the expansion and strengthening of Government employment programs. | Argentina | 40 | Social Protection | <ul style="list-style-type: none"> ● 270,000 beneficiaries of Labor Market programs, 142,020 of which are female. ● 450,000 training and re-training under labor market programs. ● 25,000 participants that have been placed in a formal job by an EO since effectiveness, 10,000 of which are female. | 425.0 | 55% | 362.0 | |

| # | Link to more information | Project Name (Number Year/s Loans Approved) and Description | Country | Project Life ^a | Sector | Target Results ^b | Committed US\$ mil ^c | IBRD share ^d | Allocated US\$ mil ^e | SDGs ^f |
|-----|---|---|------------------------|---------------------------|-------------------|---|---------------------------------|-------------------------|---------------------------------|--------------------------|
| 331 | https://projects.worldbank.org/en/projects-operations/project-detail/P158791 | Children and Youth Protection Project (P158791 FY16): expand coverage of the Family Allowances programs; and improve transparency of social protection programs implemented by ANSES. | Argentina | 40 | Social Protection | <ul style="list-style-type: none">● 1,476,000 additional beneficiaries of Safety Nets programs, 737,000 of which are female.● 225,000 people benefiting from conditional cash transfers, 112,000 of which are female.● 37 published AUH (Universal Child Allowance) monitoring reports. | 1350.0 | 100% | 1019.9 | |
| 332 | https://projects.worldbank.org/en/projects-operations/project-detail/P170329 | Supporting the Electricity Social Tariff Transition in the Province of Buenos Aires (P170329 FY20): support the transition of the electricity social tariff scheme from the federal to the Buenos Aires provincial level, while strengthening the institutional capacity of the province of Buenos Aires to implement Social Tariff delivery. | Argentina | 37 | Social Protection | <ul style="list-style-type: none">● 100% of Social Tariff users with information on electricity consumption in the integrated database.● 550,000 users with missing identification data.● 560,000 users with missing socio-economic data.● 50% of Social Tariff users included via social programs.● 50 distribution companies updating information on electricity users. | 150.0 | 100% | 46.6 | SDG 17 SDG 1 SDG 7 |
| 333 | https://projects.worldbank.org/en/projects-operations/project-detail/P148836 | Social Investment and Local Development Project (P148836 FY15): improve the quality and use of and access to community and intercommunity infrastructure. | Armenia | 41 | Social Protection | <ul style="list-style-type: none">● 343,488 direct project beneficiaries, 50% of which are female.● 25 intercommunity projects completed.● 2% increase in enrollment in kindergartens rehabilitated under Social Investment and Local Development .● 95 microprojects completed. | 50.0 | 80% | 22.4 | |
| 334 | https://projects.worldbank.org/en/projects-operations/project-detail/P152347 | Employment Support Program (P152347 FY17): increase formal private sector employment among targeted groups of registered job seekers. The project will achieve this by financing a menu of active labor market programs, supporting strengthening of job intermediation, and by modernizing monitoring and evaluation practices of the public employment services. | Bosnia and Herzegovina | 39 | Social Protection | <ul style="list-style-type: none">● 5,844 registered jobseekers in need of Public Employment Services who found a formal job.● 23,000 registered jobseekers placed in jobs through wage subsidy Active Labor Market Program programs. | 55.8 | 58% | 28.1 | |
| 335 | https://projects.worldbank.org/en/projects-operations/project-detail/P162033 | Salvador Social Multi-Sector Service Delivery Project (P162033 FY18): improve social service delivery in the Municipality of Salvador, emphasizing improvements in health care system efficiency, education quality, and social assistance effectiveness. | Brazil | 36 | Social Protection | <ul style="list-style-type: none">● 45% increase in students at adequate level of literacy and numeracy at the end of the second grade in municipal schools.● 28,500 families supported by the Integrated Family Support Program at the Social Assistance Reference Center.● 78 additional health units with health services provision available within the Municipal Regulation System.● 15,173 students benefiting from direct interventions to enhance learning.● 106 municipal primary care units with financial management system installed. | 125.0 | 50% | 100.3 | |
| 336 | https://projects.worldbank.org/en/projects-operations/project-detail/P154716 | Anhui Aged Care System Demonstration Project (P154716 FY18): support the government of Anhui province in developing and managing a diversified, three-tiered aged care service delivery system for the elderly, particularly those with limited functional ability. | China | 30 | Social Protection | <ul style="list-style-type: none">● 239,622 direct beneficiaries at project sites.● Increase by 166,508 in home-based services, by 127,738 in community-based services and by 4,056 in institutional-based services.● Increase by 30% and 40% in, respectively, urban and rural welfare homes. | 118.0 | 60% | 6.1 | |


| # | Link to more information | Project Name (Number Year/s Loans Approved) and Description | Country | Project Life ^a | Sector | Target Results ^b | Committed US\$ mil ^c | IBRD share ^d | Allocated US\$ mil ^e | SDGs ^f |
|-----|---|--|-------------------------|---------------------------|-------------------|---|---------------------------------|-------------------------|---------------------------------|--------------------------|
| 337 | https://projects.worldbank.org/en/projects-operations/project-detail/P162349 | Guizhou Aged Care System Development Program (P162349 FY19): increase equitable access to a basic package of aged care services and to strengthen the quality of services and the efficiency of the aged care system. | China | 40 | Social Protection | <ul style="list-style-type: none"> ● 402,000 eligible elderly receiving the basic package of aged care services. ● 1,500 aged care facilities complying with the aged care quality standards. ● 37,000 persons receiving training and certification in the aged care sector. ● 7,200 communities that use health records for screening of the elderly's needs assessment. | 350.0 | 24% | 1.9 | SDG 3 SDG 1 SDG 5 |
| 338 | https://projects.worldbank.org/en/projects-operations/project-detail/P146933 | Urban Development and Poor Neighborhood Upgrading Project (P146933 FY16): improve access to infrastructure and basic services for people living in selected unplanned settlements in Brazzaville and Pointe Noire; and strengthen government and municipal capacity for urban upgrading. | Congo, Republic of | 34 | Social Protection | <ul style="list-style-type: none"> ● 187,500 people in urban areas provided with access to all-season roads within a 500 meter range under the project. ● 60,000 people in urban areas provided with access to improved water sources under the project. ● 18 non-rural roads constructed. ● 4,000 new piped household water connections that are resulting from the project intervention. | 80.0 | 67% | 15.3 | |
| 339 | https://projects.worldbank.org/en/projects-operations/project-detail/P147213 | Integrated Social Protection and Promotion Project (P147213 FY15): improve access of the Borrower's poor citizens to an integrated package of social protection and promotion opportunities, including in particular human capital, enhanced employability, and housing improvements in selected provinces. | Dominican Republic | 39 | Social Protection | <ul style="list-style-type: none"> ● 795,127 direct project beneficiaries. ● 39 "Puntos Solidarios" equipped and functioning in the 14 provinces. ● 80% of beneficiary households whose dirt floors were replaced reporting an improvement in living conditions. ● 30,000 beneficiaries of vocational training package, 50% of which are women. | 75.0 | 100% | 55.7 | |
| 340 | https://projects.worldbank.org/en/projects-operations/project-detail/P167416 | Social Safety Net Project (P167416 FY19): improve the equity, integration and sustainability of selected social safety net programs. | Ecuador | 40 | Social Protection | <ul style="list-style-type: none"> ● 1,089,305 beneficiaries of social safety net programs. ● 90% of extreme poor infants receiving cash transfer Bono de Desarrollo Humano Variable. ● 80% of extreme poor infants attending early childhood development services. ● 75% increase in children age 0 to 24 months with complete vaccination schedule. ● 43% of extreme poor elderly receiving caring services. | 350.0 | 90% | 63.3 | SDG 1 SDG 17 SDG 3 |
| 341 | https://projects.worldbank.org/en/projects-operations/project-detail/P171190 | Second Inclusive and Sustainable Growth (P171190 FY20): protect the vulnerable, remove barriers to the private sector development, support the economic recovery and promote public sector efficiency and fiscal sustainability post-crisis. | Ecuador | 39 | Social Protection | <ul style="list-style-type: none"> ● 1,000,000 beneficiaries who received emergency transfers by 2021. ● Average time to access unemployment benefit decreased to 7 days. ● US\$700 million mobilized by the solidarity fund by 2021. ● 230,000 migrants covered by the migration registry. ● 10,800 new commercial companies registered. | 500.0 | 99% | 500.0 | SDG 17 SDG 1 SDG 8 |
| 342 | https://projects.worldbank.org/en/projects-operations/project-detail/P145699 | Strengthening Social Safety Net Project (P145699 FY15): support the Borrower to establish an efficient and effective Takaful and Karama Cash Transfer Program. | Egypt, Arab Republic of | 40 | Social Protection | <ul style="list-style-type: none"> ● 20% of poor households covered by the program. ● 12,750,000 direct and indirect project beneficiaries (3,000,000 direct, 60% of which are female). ● 100% of beneficiaries paid through electronic payments. ● 50% of beneficiaries whose consumption of foods increase. | 900.0 | 20% | 716.3 | |

| # | Link to more information | Project Name (Number Year/s Loans Approved) and Description | Country | Project Life ^a | Sector | Target Results ^b | Committed US\$ mil ^c | IBRD share ^d | Allocated US\$ mil ^e | SDGs ^f |
|-----|---|--|---------|---------------------------|-------------------|---|---------------------------------|-------------------------|---------------------------------|--------------------------|
| 343 | https://projects.worldbank.org/en/projects-operations/project-detail/P173911 | Emergency COVID-19 Response Project (P173911 FY20): prevent, detect, and respond to the threat posed by the COVID-19 pandemic and strengthen national systems for public health preparedness in Georgia. | Georgia | 39 | Social Protection | <ul style="list-style-type: none">● 100,000 people tested for COVID-19 identification per MoILHSA protocol.● 2,000 COVID-19 patients treated per Social Services Agency reimbursement guidelines.● 45% of the population in the poorest quintile who are receiving the COVID-19 pandemic related social assistance programs.● 70,000 vulnerable households receiving temporary cash benefit.● 4 designated laboratories with COVID-19 diagnostic equipment, test kits, and reagents per MoILHSA guidelines.● 800,000 PPE purchased.● 114,000 Targeted Social Assistance beneficiary households.● 4 designated public hospitals with fully equipped and functional ICUs for COVID-19 patients.● 4 designated public hospitals with isolation capacity. | 80.0 | 44% | 0.2 | SDG 3 SDG 1 SDG 5 |
| 344 | https://projects.worldbank.org/en/projects-operations/project-detail/P150696 | Third Regional Development Project (P150696 FY16): improve infrastructure services and institutional capacity to support increased contribution of tourism in the local economy of the Samtskhe-Javakheti and Mtskheta-Mtianeti regions. | Georgia | 39 | Social Protection | <ul style="list-style-type: none">● 247,387 increase in annual number of visitors.● 17,623 jobs created by activities linked to support tourism industry.● 1,280 people in urban areas provided with access to all-season roads within a 500 meter range.● Increase by 18 hours per day of piped water services.● 333,000 project beneficiaries.● 51 additional tourism related enterprises.● 820 piped household water connections that are benefiting from rehabilitation works.● 140 houses restored and 760 street lighting posts and bulbs replaced. | 60.0 | 80% | 23.9 | |
| 345 | https://projects.worldbank.org/en/projects-operations/project-detail/P173943 | Accelerating India's COVID-19 Social Protection Response Program (P173943 FY20): strengthen the capability of state and national governments in India to provide coordinated and adequate social protection to the poor and vulnerable from the impacts of the COVID-19 pandemic. | India | 24 | Social Protection | <ul style="list-style-type: none">● Adequacy of benefits provided through the COVID-19 Social Protection Support Program measured as 40% of total household consumption expenditures for the poorest quintile in India.● 60% of poor households receiving the additional food ratio entitlement for a three month period.● 25% of low-wage workers withdrawing funds from Employee Provident Fund Accounts citing the COVID-19 pandemic as a reason for withdrawal.● 60% of low-wage workers in SMEs receiving additional contribution.● 50% of construction workers registered with Building and Other Construction Workers Fund receiving cash transfers.● 60% of poor households who have received at least one PMGKY (Pradhan Mantri Garib Kalyan Yojana) benefit. | 200.0 | 27% | 200.0 | SDG 1 SDG 3 SDG 10 |

| # | Link to more information | Project Name (Number Year/s Loans Approved) and Description | Country | Project Life ^a | Sector | Target Results ^b | Committed US\$ mil ^c | IBRD share ^d | Allocated US\$ mil ^e | SDGs ^f |
|-----|---|---|-----------|---------------------------|-------------------|--|---------------------------------|-------------------------|---------------------------------|-------------------|
| 346 | https://projects.worldbank.org/en/projects-operations/project-detail/P160665 | Social Assistance Reform Program (P160665 FY17): support the conditional cash transfer program coverage expansion, strengthen its delivery system, and improve its coordination with other complementary social programs. | Indonesia | 20 | Social Protection | <ul style="list-style-type: none">● 58% increase in sub-districts with PKH (Family Hope Program) beneficiary families having switched to cashless payment methods.● 4,019 PKH beneficiary families.● 21% increase in children aged 0–18 years in PKH beneficiary families who received basic health and nutrition services in accordance with protocol.● Introduce a temporary emergency cash transfer scheme in response to COVID-19 and other large-scale shocks. | 600.0 | 12% | 158.0 | |
| 347 | https://projects.worldbank.org/en/projects-operations/project-detail/P163108 | Social Fund for Development (P163108 FY18): improve access to basic services and; to increase short-term employment opportunities, in targeted communities. | Iraq | 20 | Social Protection | <ul style="list-style-type: none">● 1,500,000 households benefitting from improved access to basic services, 750,000 of which are women.● 150,000 beneficiaries of short term employment, 50,000 of which are women.● 1,350 targeted government staff trained in participatory decision-making. | 300.0 | 100% | 7.4 | |
| 348 | https://projects.worldbank.org/en/projects-operations/project-detail/P165114 | Emergency Social Stabilization and Resilience Project (P165114 FY18): increase livelihood opportunities in liberated areas; increase access to psychosocial services in liberated areas; and strengthen the systems to expand the provision of social safety nets. | Iraq | 20 | Social Protection | <ul style="list-style-type: none">● 150,000 beneficiary households receiving Cash for Work support, 75,000 of which are female headed households.● 150,000 beneficiaries receiving direct counseling.● 12,000 beneficiaries receiving livelihood support.● 1,200,000 beneficiaries of social safety net programs. | 200.0 | 100% | 24.5 | |
| 349 | https://projects.worldbank.org/en/projects-operations/project-detail/P148013 | Youth Employment in Digital and Animation Industries (P148013 FY15): support youth employment in the digital and animation industries in Jamaica. | Jamaica | 36 | Social Protection | <ul style="list-style-type: none">● 220 youth who participate in one of the animation training program and become employed by the animation industry.● 4,875 youth trained in document management and digitization (50% of which are women).● 12 community / youth centers refurbished.● 50% increase in participation in innovation competition. | 20.0 | 100% | 12.2 | |
| 350 | https://projects.worldbank.org/en/projects-operations/project-detail/P146460 | Integrated Community Development Project (P146460 FY14): to enhance access to basic urban infrastructure and services, and contribute towards increasedcommunity safety in selected economically vulnerable and socially volatile inner city communities of Jamaica. | Jamaica | 36 | Social Protection | <ul style="list-style-type: none">● 80,000 residence with increased access to quality services and improved basic infrastructure.● 1,250 piped household water connections that are benefiting from rehabilitation works.● 6,000 persons who obtained civil registration documents.● 600 households provided with access to rehabilitated or newly constructed sanitation facilities.● 80,000 people in urban areas provided with access to regular solid waste collection under the project.● 500 persons who obtained formal certifications relating to skills development.● 18 schools with rehabilitated facilities. | 42.0 | 100% | 38.9 | |

| # | Link to more information | Project Name (Number Year/s Loans Approved) and Description | Country | Project Life ^a | Sector | Target Results ^b | Committed US\$ mil ^c | IBRD share ^d | Allocated US\$ mil ^e | SDGs ^f |
|-----|---|---|-----------------|---------------------------|-------------------|---|---------------------------------|-------------------------|---------------------------------|--------------------------|
| 351 | https://projects.worldbank.org/en/projects-operations/project-detail/P170669 | Youth, Technology, and Jobs Project (P170669 FY20): improve digitally-enabled income opportunities and expand digitized government services in Jordan. | Jordan | 40 | Social Protection | <ul style="list-style-type: none">● 10,000 beneficiaries, of those trained on employable digital skills, reporting new income opportunities.● 80% of government payment services enabled for digital payments.● US\$20,000,000 new private sector investment mobilized in digital services.● 15,000 individuals trained by training service providers supported by digital skills development activities.● 300,000 students (grade 7-12) receiving digital skills curriculum in schools.● 250 start-ups supported with business matchmaking.● 6,000 individuals trained to access and offer their services on digital platforms.● 100 new government services digitized. | 163.1 | 82% | 6.1 | SDG 17 SDG 1 SDG 4 |
| 352 | https://projects.worldbank.org/en/projects-operations/project-detail/P147212 | Social Protection System (P147212 FY15): support the Government’s effort to increase access of PROSPERA beneficiaries to social and productive programs, and develop instruments for an integrated social protection system. | Mexico | 32 | Social Protection | <ul style="list-style-type: none">● 708,969 of PROSPERA beneficiaries that participate in social programs. | 650.0 | 100% | 621.8 | |
| 353 | https://projects.worldbank.org/en/projects-operations/project-detail/P155198 | Identity and Targeting for Social Protection Project (P155198 FY17): expand coverage of a unique identifying number for the Moroccan population and foreign residents, and to improve targeting of Social Safety Nets in the Project Area. | Morocco | 30 | Social Protection | <ul style="list-style-type: none">● 26,266 project beneficiaries, 11,800 of which are female.● 266 newborns for whom a Unique Identifying Number has been attributed through civil registration in the project area, 120 of which are female. | 100.0 | 100% | 57.8 | |
| 354 | https://projects.worldbank.org/en/projects-operations/project-detail/P162246 | Social Services Improvement Project (P162246 FY19): expand access to and improve the quality of social services, including preschool services, for vulnerable groups. | North Macedonia | 20 | Social Protection | <ul style="list-style-type: none">● Increase by 10.8% in national preschool enrollment rates for children ages 3 to 6 years old.● 60% increase in cash benefit recipients and social services recipients recertified and recorded in the new information system.● 40% of preschools with improved process quality as measured by the quality assessment tool.● 3,000 beneficiaries receiving non-institutional social services (alternative/non-residential forms of care) from licensed providers.● 10,000 beneficiaries of social safety net programs. | 33.4 | 100% | 4.5 | |
| 355 | https://projects.worldbank.org/en/projects-operations/project-detail/P170343 | Social Insurance Administration Project (P170343 FY20): improve the quality of services in administering social insurance and strengthen the regulatory framework for people with disabilities and hazardous occupations. | North Macedonia | 15 | Social Protection | <ul style="list-style-type: none">● Single unified registry of socially insured individuals developed and functional.● New Law on Employment of Persons with Disabilities enacted.● 3 communication campaigns developed and implemented.● List of jobs declared as hazardous and arduous revised and enacted.● Enacted unified methodology for disability assessment and determination.● Central Coordination Unit for Unified Disability functional.● Single registry of persons with disabilities developed and functional. | 15.2 | 100% | 1.1 | SDG 1 SDG 8 SDG 10 |
| 356 | https://projects.worldbank.org/en/projects-operations/project-detail/P155097 | Strengthening Social Protection and Inclusion System (P155097 FY16): increase the efficiency of the social protection system and improve the income generation capacity of the poor and vulnerable. | Panama | 23 | Social Protection | <ul style="list-style-type: none">● Additional 21,672 direct project beneficiaries and additional 5% of which are women. | 60.0 | 100% | 3.0 | |





| # | Link to more information | Project Name (Number Year/s Loans Approved) and Description | Country | Project Life ^a | Sector | Target Results ^b | Committed US\$ mil ^c | IBRD share ^d | Allocated US\$ mil ^e | SDGs ^f |
|-----|---|--|--------------------|---------------------------|-------------------|---|---------------------------------|-------------------------|---------------------------------|--------------------------|
| 357 | https://projects.worldbank.org/en/projects-operations/project-detail/P153744 | Social Welfare Development and Reform Project II (P153744 FY16) : support the Conditional Cash Transfer Program of DSWD to improve the use of health and education services by poor children. | Philippines | 35 | Social Protection | <ul style="list-style-type: none"> • 173,823 household beneficiaries who receive due cash grants. • 4.2% increase in monitored children 0-5 years old in poor CCT beneficiaries households undergoing growth monitoring and check-ups. • 13.5% increase in monitored children in poor CCT beneficiary households who transition from elementary to high school. | 750.0 | 99% | 750.0 | |
| 358 | https://projects.worldbank.org/en/projects-operations/project-detail/P174120 | Emergency COVID-19 Response Development Policy Loan (P174120 FY20) : mitigate the impact of COVID-19 on the poor and vulnerable households and provide financial relief to affected small and medium enterprises. | Philippines | 40 | Social Protection | <ul style="list-style-type: none"> • More than 90% of Pantawid Pamilyang Pilipino Program (4Ps) beneficiaries received top-up cash transfer benefits from the Government's Emergency Subsidy Program. • At least 10,000 targeted vulnerable non-4Ps beneficiaries received social assistance through electronic cash transfer system. • More than 10,000 vulnerable repatriated Overseas Filipino Workers received financial assistance. | 500.0 | 100% | 500.0 | SDG 1 SDG 3 SDG 9 |
| 359 | https://projects.worldbank.org/en/projects-operations/project-detail/P120219 | Cultural Heritage 2 (P120219 FY11) : support the conservation, safekeeping, valorization and promotion of cultural heritage assets in four oblasts of the RF and strengthen regional capacity for cultural heritage management so that cultural heritage assets fully support the socio-economic development of the four oblasts. | Russian Federation | 23 | Social Protection | <ul style="list-style-type: none"> • 1,387,434 visitors in selected supported cultural heritage sites and institutions • New conservation and collection management practices implemented. • 1,000 participants to training and capacity building events and beneficiaries of technical assistance. | 100.0 | 40% | 85.7 | |
| 360 | https://projects.worldbank.org/en/projects-operations/project-detail/P128344 | Social Safety Nets Modernization Project (P128344 FY15) : improve the performance of Ukraine's social assistance and social services system for low-income families. | Ukraine | 23 | Social Protection | <ul style="list-style-type: none"> • 140 additional beneficiary families reached and maintained for at least 3 consecutive months. • Mechanisms of the Guaranteed Minimum Income program adopted and implementation started including simplified application procedures to achieve stronger targeting accuracy and lower its delivery cost, improved. | 450.0 | 100% | 212.6 | |
| 361 | https://projects.worldbank.org/en/projects-operations/project-detail/P168280 | Sustaining Market Reforms in Uzbekistan Development Policy Operation (P168280 FY19) : sustain Uzbekistan's economic reforms and transition to a market economy by increasing the role of markets and the private sector in the economy and enhancing social inclusion. | Uzbekistan | 35 | Social Protection | <ul style="list-style-type: none"> • Value of horticultural exports increased to US\$960,000,000. • 13,000 legal entities registered as wholesale trading businesses. • Banking sector legislation is in increased compliance with Basel Core Principles for Effective Banking Supervision. • At least 1 electricity and 1 cold-water end-user tariff amendments are made in accordance with the new methodology. • An increase in formal employment as evidenced by the number private sector employees registered for payroll tax withholding: 1,952,698 male employees and 1,207,315 female employees. • A new standardized and systematic national assessment is piloted in at least 2 regions. | 700.0 | 100% | 700.0 | SDG 2 SDG 10 SDG 1 |
| 362 | https://projects.worldbank.org/en/projects-operations/project-detail/P132982 | Results-based Road Maintenance and Safety Project (P132982 FY15) : maintain the condition and improve the safety of Borrower's Primary Road and Primary-Secondary Road networks, and strengthen sustainable and efficient road asset management and safety practices, for the benefit of road-users. | Albania | 30 | Transportation | <ul style="list-style-type: none"> • Decrease by 45 in the number of fatalities on an annual basis across the national road network. • 1,335 km of project roads under routine maintenance through Performance Based Contracts. | 80.0 | 51% | 40.4 | |

| # | Link to more information | Project Name (Number Year/s Loans Approved) and Description | Country | Project Life ^a | Sector | Target Results ^b | Committed US\$ mil ^c | IBRD share ^d | Allocated US\$ mil ^e | SDGs ^f |
|-----|---|---|------------|---------------------------|----------------|---|---------------------------------|-------------------------|---------------------------------|-------------------|
| 363 | https://projects.worldbank.org/en/projects-operations/project-detail/P163239 | Regional and Local Roads Connectivity (P163239 FY18): improve access to selected agricultural and tourism centers, and to strengthen their municipalities’ capacity to manage their road assets. | Albania | 36 | Transportation | <ul style="list-style-type: none">● Travel time on project roads reduced by 35%.● Improved municipalities’ road asset management capacity as demonstrated through the adoption of Municipal Rehabilitation and Maintenance Plan.● 9 agricultural and tourism centers connected by improved project roads.● 55 km of rural roads rehabilitated. | 50.0 | 100% | 16.4 | |
| 364 | https://projects.worldbank.org/en/projects-operations/project-detail/P163115 | Northwestern Road Development Corridor Project (P163115 FY18): improve connectivity and road safety along targeted road sections of the Northwestern Corridor and to support corridor development in the Northwest of Argentina. | Argentina | 39 | Transportation | <ul style="list-style-type: none">● 20% average travel time saved (25% for cars and 17% for trucks).● Flow of passenger vehicles increased by 1,266 vehicles per day (additional 1,224 cars and 42 buses per day).● Freight volume transported along targeted road sections of the Northwestern Development Corridor increased by 1.24 millions tons per year.● 30% decrease in traffic-related deaths per hundred million vehicle-kilometers travelled along targeted road sections of the Northwestern Development Corridor. | 300.0 | 96% | 37.8 | |
| 365 | https://projects.worldbank.org/en/projects-operations/project-detail/P126782 | Lifeline Road Network Improvement Project (P126782 FY13): improve access of rural communities to markets and services through upgrading of selected lifeline roads, and to strengthen the capacity of the Borrower’s line ministry in charge of roads to manage the lifeline road network. | Armenia | 41 | Transportation | <ul style="list-style-type: none">● 450 km of roads rehabilitated.● 7,500 km of lifeline roads fed into RAMS (Road Asset Management System).● 25.8% increase in the share of rural population with access to an all-season road (equivalent to additional 309,200 people).● Increase by 9% in roads in good and fair condition as a share of total classified roads. | 100.0 | 90% | 81.6 | |
| 366 | https://projects.worldbank.org/en/projects-operations/project-detail/P118023 | Third Highway Project (P118023 FY10): contribute to a more efficient and safer Baku-Shamakhi and Yenikend-Shorsulu roads and higher quality road services as part of the general network upgrading to motorway standard, and to improve the management of the nascent motorway network. | Azerbaijan | 21 | Transportation | <ul style="list-style-type: none">● Decrease by 20% in road user costs from Yenikend to Shorsulu and from Baku to Shamakhi.● Increase by 15% in roads in good and fair condition as a share of total M roads of the network.● 30% decrease in personal injuries per 100-million vehicle-km along the Baku-Shamakhi road and along the Yenikend-Shorsulu road. | 247.6 | 87% | 245.4 | |
| 367 | https://projects.worldbank.org/en/projects-operations/project-detail/P149697 | Transit Corridor Improvement Project (P149697 FY15): improve transport connectivity, border crossing procedures and safety for domestic and international road users on selected sections of the M6 corridor. | Belarus | 21 | Transportation | <ul style="list-style-type: none">● 19% reduction in travel time between Minsk and Grodno (equivalent to 42 minutes).● 40% reduction in severe injuries and fatalities on road sections under this project (equivalent to 14 injuries and fatalities).● Reduction by 10% in vehicle operating costs for medium trucks, along the project road.● 86 km of non-rural roads constructed.● 1,200 project beneficiaries. | 250.0 | 93% | 221.1 | |
| 368 | https://projects.worldbank.org/en/projects-operations/project-detail/P127338  | Climate Resilient Infrastructure (P127338 FY15): enhance the resilience of road infrastructure against flood risk and impacts of climate change; and improve the Borrower’s capacity to respond promptly and effectively in an Eligible Crisis or Emergency. | Belize | 25 | Transportation | <ul style="list-style-type: none">● 30 km of roads rehabilitated and 12 bridges and culverts improved.● 50% reduction in road interruption due to flooding.● 170,000 people living near the road networks directly benefit. | 30.0 | 100% | 8.4 | |




| # | Link to more information | Project Name (Number Year/s Loans Approved) and Description | Country | Project Life ^a | Sector | Target Results ^b | Committed US\$ mil ^c | IBRD share ^d | Allocated US\$ mil ^e | SDGs ^f |
|-----|---|--|------------------------|---------------------------|----------------|---|---------------------------------|-------------------------|---------------------------------|-------------------|
| 369 | https://projects.worldbank.org/en/projects-operations/project-detail/P144597 | Road Sector Capacity Development Project (P144597 FY16): enhance Bolivia's national road sector management and improve the condition of the country's primary paved road network targeted under the Project. | Bolivia | 40 | Transportation | <ul style="list-style-type: none"> ● An integrated financial management information system in the ABC detailed, designed, installed, and used. ● 400 km of non-rural roads rehabilitated. | 166.0 | 74% | 51.7 | |
| 370 | https://projects.worldbank.org/en/projects-operations/project-detail/P152281 | Santa Cruz Road Corridor Connector Project (San Ignacio - San Jose) (P152281 FY17): improve transport accessibility along the road corridor between San Ignacio de Velasco and San Jose de Chiquitos. | Bolivia | 30 | Transportation | <ul style="list-style-type: none"> ● 50% reduction in travel time along the project area. ● Vehicle Operating Cost for cars and trucks decreased, respectively, by 43% and 36%. ● 208 km of non-rural roads constructed. ● 10,325 project beneficiaries. | 200.0 | 87% | 4.5 | |
| 371 | https://projects.worldbank.org/en/projects-operations/project-detail/P161122 | Republika Srpska Railways Restructuring Project (P161122 FY18): improve transport connectivity of the country along priority transport links and to support improvements in transport operations and asset management practices. | Bosnia and Herzegovina | 39 | Transportation | <ul style="list-style-type: none"> ● 41% decrease in Railway Company of Republika Srpska working ratio. ● Public Service Obligations Contract for passenger services implemented and fully covering passenger operations deficit. ● Multi-annual infrastructure contract implemented, fully covering infrastructure investments. | 60.6 | 41% | 47.8 | |
| 372 | https://projects.worldbank.org/en/projects-operations/project-detail/P152406 | Federation Road Sector Modernization Project (P152406 FY17): upgrade transport infrastructure alongpriority transport links and to strengthen capacity for sustainable transport asset management. | Bosnia and Herzegovina | 34 | Transportation | <ul style="list-style-type: none"> ● Increase by 2% in roads in good and fair condition as a share of total classified roads. ● 5% decrease in vehicle operating costs for heavy vehicles along the Project's sections (equivalent to 0.08 EUR per vehicle-km). ● 50% decrease in road crashes with severe consequences (equivalent to 14 road crashes). ● 33 km of non-rural roads constructed. ● 178 km of non-rural roads rehabilitated. ● 89,291 project beneficiaries. | 64.6 | 64% | 22.4 | |
| 373 | https://projects.worldbank.org/en/projects-operations/project-detail/P102368 | Integrated Transport (P102368 FY09): enhance the efficiency of the transport system by building modern businessmanagement capacity and improving the strategic planning aspects of inter-regional and critical transport infrastructure. | Botswana | 35 | Transportation | <ul style="list-style-type: none"> ● 335 km of roads under successful long term Output and Performance Based Road Contracting for rehabilitation and maintenance. ● Decrease by 20% in number of annual road accidents on project roads as related to road conditions. ● Decrease by 15% in the average travel time reduction (Gaborone City) per 10 kms travel. | 186.0 | 48% | 96.0 | |
| 374 | https://projects.worldbank.org/en/projects-operations/project-detail/P111996 | Upgrading and Greening the Rio de Janeiro Urban Rail (P111996 FY10): improve the level of service provided to suburban rail transport users in the RJMR in a safe and cost-efficient manner; to place the suburban rail transport system on a lower carbon growth path; and to improve the transport management and policy framework in the Borrower's territory and in the RJMR. | Brazil | 36 | Transportation | <ul style="list-style-type: none"> ● 700,000 passengers per day (40% increase since 2009). ● 34,000 tons of CO₂ eq. reduced annually. ● 100 new trains delivered and in operation ● Upgraded infrastructure ● Shorter travel and waiting times. ● Bicycle parking facilities in select stations. | 730.9 | 99% | 637.4 | |
| 375 | https://projects.worldbank.org/en/projects-operations/project-detail/P116170 | Sao Paulo Metro Line 5 Project (P116170 FY10): improve the mobility of public transport users in the Capao Redondo-Largo Treze-Chacara Klabin (Line 5) and Vila Sonia-Luz (Line 4) Corridors in a cost-efficient and environmentally-friendly manner; and to facilitate the integration between metro and bus at the metro stations. | Brazil | 35 | Transportation | <ul style="list-style-type: none"> ● 65% increase in the number of Line 5 stations integrated with buses. ● 100% completion of new trains for Line 5. ● 76 additional buses in the corridor of Line 5. ● 409,000 additional users in Line 5 per day. | 650.4 | 26% | 617.5 | |

| # | Link to more information | Project Name (Number Year/s Loans Approved) and Description | Country | Project Life ^a | Sector | Target Results ^b | Committed US\$ mil ^c | IBRD share ^d | Allocated US\$ mil ^e | SDGs ^f |
|-----|---|--|----------|---------------------------|----------------|--|---------------------------------|-------------------------|---------------------------------|-------------------|
| 376 | https://projects.worldbank.org/en/projects-operations/project-detail/P121495 | Tocantins Integrated Sustainable Regional Development (P121495 FY13): support of the Borrower's integrated and territorially balanced development agenda. The objective will be achieved through fostering improved accessibility of populations and producers to employment opportunities, services, resources, and markets and enhanced connectivity to the State's territories and productive regions, and institutional strengthening to contribute to modernize public service delivery and management, promote local economic activities, strengthen environmental management, and improve education. | Brazil | 30 | Transportation | <ul style="list-style-type: none"> ● 91% increase in CREMA (Rehabilitation and Maintenance Performance Based Contracts) State road network in good condition. ● Increase by 2,060,000 in vehicle-km travelled on State paved roads under good condition. ● 7% increase in the share of rural population with access to an all-season road (equivalent to 181,179 people). ● 1,500 km of rural roads rehabilitated. | 300.0 | 80% | 225.5 | |
| 377 | https://projects.worldbank.org/en/projects-operations/project-detail/P127723 | Sao Paulo State Sustainable Transport (P127723 FY13): improve transport efficiency and safety, increase share of waterway transport, and improve resilience to climate change and natural disasters. | Brazil | 20 | Transportation | <ul style="list-style-type: none"> ● 750 km of roads rehabilitated. ● 40 new automatic stations to monitor climate risk. ● 39 additional municipalities with disaster risk mapping. ● 9,600 tons of net CO₂ reduced annually. ● 30% increase in exported biofuel transported by waterway. ● 6 million tons/year freight in the Tiete-Parana waterway (400% increase). ● 50% reduction of road fatalities in the 100 most critical spots. | 300.0 | 70% | 248.4 | |
| 378 | https://projects.worldbank.org/en/projects-operations/project-detail/P147272 | Bahia Rpad Rehabilitation and Maintenance Project - 2nd Phase (P147272 FY16): enhance, in a sustainable fashion, road accessibility and safety in selected regions of the State of Bahia territory. | Brazil | 40 | Transportation | <ul style="list-style-type: none"> ● 30% decrease in fatalities and serious injuries on the selected road safety corridors. ● 22% increase in State paved road network under performance-based rehabilitation and maintenance contracts. ● 15% of rural population with access to an all-season road (equivalent to 825,000 additional people). ● 2,370 km of roads rehabilitated. ● State Committee for road safety and State Infrastructure Road Fund established. | 200.0 | 67% | 93.7 | |
| 379 | https://projects.worldbank.org/en/projects-operations/project-detail/P150999 | Transport Sector Development Project (P150999 FY17): strengthen transport planning; improve transport efficiency and safety on the Babadjou-Bamenda section of the Yaounde - Bamenda transport corridor; and enhance safety and security at selected airports. | Cameroon | 37 | Transportation | <ul style="list-style-type: none"> ● 52 km of road maintained under OPBC (Output Performance-Based Contract) along the project road between Babadjou and Bamenda. ● 29% decrease in annual road accidents recorded along the project road between Babadjou and Bamenda. ● 150 relevant government officials trained in transport planning. ● 848,000 project beneficiaries. ● 1,651,000 airport users. | 192.0 | 93% | 47.5 | |
| 380 | https://projects.worldbank.org/en/projects-operations/project-detail/P158717 | Hubei Inland Waterway Improvement Project (P158717 FY18): improve inland waterway transport capacity and reliability along the Han River in support of low carbon development. | China | 30 | Transportation | <ul style="list-style-type: none"> ● 3,390,000 tons of traffic passing through the Yakou Complex annually. ● 340 days of navigability of 1000 DWT (Dead Weight Tonnage) vessels annually. ● 13,689 tons of CO₂ emission reduction annually. ● 6 additional powerhouses in operation. ● 246,000,000 KWh of renewable energy provided. ● 340 staff trained. | 150.0 | 29% | 52.3 | |

| # | Link to more information | Project Name (Number Year/s Loans Approved) and Description | Country | Project Life ^a | Sector | Target Results ^b | Committed US\$ mil ^c | IBRD share ^d | Allocated US\$ mil ^e | SDGs ^f |
|-----|---|--|---------|---------------------------|----------------|---|---------------------------------|-------------------------|---------------------------------|--------------------------|
| 381 | https://projects.worldbank.org/en/projects-operations/project-detail/P158733 | Anhui Rural Road Resilience Program for Results (P158733 FY19): improve the rural road network connectivity, safety and quality in selected counties in Anhui Province. | China | 25 | Transportation | <ul style="list-style-type: none"> 75% of county and township roads in excellent and good condition. 98% of rural roads maintenance coverage rate. 5,014 km of rural roads improved with resilience and safety features. 8,899 bridges reinforced, demolished and/or reconstructed with resilience and safety features. | 200.0 | 72% | 50.0 | SDG 1 SDG 3 SDG 11 |
| 382 | https://projects.worldbank.org/en/projects-operations/project-detail/P101525 | Yunnan Honghe Prefecture Diannan Center Urban Transport (P101525 FY14): improve the safety, accessibility, and efficiency of transportation in core urban areas by building new infrastructure, staff training and education campaigns. | China | 25 | Transportation | <ul style="list-style-type: none"> Reduced average travel time for public transport users of 10.5-15 minutes. Reduced the number of transport related fatalities. 15.4 km of roads constructed and/or re-functioned. 742,000 people gaining access to urban transport service. 38 million additional passenger trips annually. | 150.0 | 43% | 69.4 | |
| 383 | https://projects.worldbank.org/en/projects-operations/project-detail/P117341 | HaJia Railway (P117341 FY14): provide additional railway capacity and reduce transport time for passengers and freight. | China | 30 | Transportation | <ul style="list-style-type: none"> Reduced passenger and freight travel time by respectively 254 and 210 minutes. 15 million people benefit including rural poor. Reduced pollution from shift to electric railways from road and air transport. 7 million additional freight volume per year. 3 million additional passengers per year. | 300.0 | 5% | 291.3 | |
| 384 | https://projects.worldbank.org/en/projects-operations/project-detail/P127867?lang=en&tab=overview | Qinghai Xining Urban Transport Project (P127867 FY14): provide more efficient, safer and cleaner transportation. | China | 30 | Transportation | <ul style="list-style-type: none"> 20% decrease in travel time. Improved accessibility to 189,400 jobs. Reduced vehicle pollution. 400,000 project beneficiaries. 264,000 additional passengers per day. | 120.0 | 48% | 85.1 | |
| 385 | https://projects.worldbank.org/en/projects-operations/project-detail/P129401 | Guiyang Rural Roads Project (P129401 FY14): provide improved transport accessibility in selected areas of Guiyang in a sustainable manner. | China | 24 | Transportation | <ul style="list-style-type: none"> 778,027 people with access to an All-Season Road. 40% increase in travel time savings on upgraded/improved roads. 520 km of roads rehabilitated. | 150.0 | 60% | 87.1 | |
| 386 | https://projects.worldbank.org/en/projects-operations/project-detail/P128919 | Zhengzhou Urban Rail Project (P128919 FY15): improve urban mobility for the population of Zhengzhou along the catchment area of Line 3 from Xin Liu Lu Station to Hang Hai Dong Lu Station. | China | 36 | Transportation | <ul style="list-style-type: none"> 240,000 additional passenger-trips on Line 3. Increase by 25% in the proportion of urban rail commuters on Line 3 with access to a car. | 250.0 | 8% | 156.1 | |
| 387 | https://projects.worldbank.org/en/projects-operations/project-detail/P132621 | Yunnan Highway Asset Management Project (P132621 FY15): improve the efficiency and cost-effectiveness of highway asset management in Yunnan. | China | 35 | Transportation | <ul style="list-style-type: none"> Increase by 10% in national highways and provincial highways in good/fair condition. Integrated highway asset management information system established. | 150.0 | 53% | 77.5 | |
| 388 | https://projects.worldbank.org/en/projects-operations/project-detail/P132562 | Hubei Xiaogan Logistics Infrastructure (P132562 FY16): enhance the connectivity and efficiency of the logistics operations of the Xiaogan Logistics Park in Hubei Province. | China | 30 | Transportation | <ul style="list-style-type: none"> Reduced by 8 minutes the average travel time. 9.7 km of roads constructed. | 100.0 | 66% | 12.1 | |
| 389 | https://projects.worldbank.org/en/projects-operations/project-detail/P132775 | Gansu Rural-urban integration Project (P132775 FY15): provide residents in Wuwei Municipality and Linxia Prefecture with improved connectivity between rural and urban areas. | China | 30 | Transportation | <ul style="list-style-type: none"> 21% increase in rural population with access to an all-season road in Wuwei and Linxia. 38% increase in the average travel time savings on selected key project roads connecting rural and urban areas in Wuwei and Linxia. 11.3 km of roads rehabilitated or constructed in Wuwei and Linxia. | 150.0 | 66% | 128.7 | |

| # | Link to more information | Project Name (Number Year/s Loans Approved) and Description | Country | Project Life ^a | Sector | Target Results ^b | Committed US\$ mil ^c | IBRD share ^d | Allocated US\$ mil ^e | SDGs ^f |
|-----|--|---|---------|---------------------------|----------------|--|---------------------------------|-------------------------|---------------------------------|-------------------|
| 390 | https://projects.worldbank.org/en/projects-operations/project-detail/P132277?lang=en&tab=overview  | Jiaozuo Green Transport and Safety Improvement (P132277 FY14): improve transport safety and efficiency along the selected transport corridors and promote non-motorized trips within the pilot green corridor. | China | 30 | Transportation | <ul style="list-style-type: none"> ● 490,000 beneficiaries of which 241,000 are women. ● Reduced traffic fatalities by 36%. ● 17 km in green corridors exclusively dedicated to pedestrians and cyclists. ● 35.3 km of corridor constructed or improved. ● 241,500 non- motorized trips per year in the green corridor. ● 32,400 additional bus passengers per year. | 100.0 | 50% | 70.6 | |
| 391 | https://projects.worldbank.org/en/projects-operations/project-detail/P133114  | Heilongjiang Cold Weather Smart Public Transportation System (P133114 FY14): upgrade the quality, safety and efficiency of public transport service. | China | 20 | Transportation | <ul style="list-style-type: none"> ● 20-30% reduction in fuel use. ● 22-25 km of improved transport corridors developed. ● 320 new cleaner-fuel vehicles procured. ● 27,382 tons of CO₂ reduced annually. ● 38.8 million more bus rides annually due to increased efficiency of bus service. | 200.0 | 46% | 162.4 | |
| 392 | https://projects.worldbank.org/en/projects-operations/project-detail/P148071 | Guizhou Tongren Rural Transport Project (P148071 FY16): improve rural transport connectivity in Dejiang and Sinan counties. | China | 40 | Transportation | <ul style="list-style-type: none"> ● 262,000 project beneficiaries, 48% of which are women. ● 30% increase in travel time savings. ● 646 km of rural roads rehabilitated. ● 30 bridges improved or constructed. ● 147 villages with New Road Safety Measures. | 150.0 | 65% | 121.0 | |
| 393 | https://projects.worldbank.org/en/projects-operations/project-detail/P148129?lang=en&tab=overview  | Tianjin Urban Transport Improvement Project (P148129 FY16): leverage the existing metro system and promote walking and biking in the urban core to make transport greener and safer. | China | 20 | Transportation | <ul style="list-style-type: none"> ● 2.8 million trips benefit from improvements each day. ● 50 km of roads rehabilitated, 111 metro stations improved and 5 new bus terminals completed. ● 260 tons of CO₂ reduced annually. ● 85,000 new metro users per day. ● 135,000 new non-motorized trips per day. | 100.0 | 45% | 24.7 | |
| 394 | https://projects.worldbank.org/en/projects-operations/project-detail/P148527?lang=en  | Urumqi Urban Transport Project II (P148527 FY16): improve mobility in selected transport corridors and reduce pollution from cars with a bus rapid transit (BRT) system. | China | 30 | Transportation | <ul style="list-style-type: none"> ● 51.7 km of BRT routes operated. ● 45% of commuters using smart cards. ● 450% increase in average passenger boardings per bus/km during peak hours. ● 110,000 tons of CO₂ reduced. ● 645,000 people benefit from direct access to BRT corridors and greener/more efficient transport. | 140.0 | 26% | 59.8 | |
| 395 | https://projects.worldbank.org/en/projects-operations/project-detail/P148294 | Wuhan Integrated Transport Development (P148294 FY16): improve transport mobility in Wuhan and Anlu Municipalities. | China | 25 | Transportation | <ul style="list-style-type: none"> ● Average vehicle trip speed during peak hours on major arterial roads within the third ring road in Wuhan increased by 2.5 km/h. ● Level of utilization of transport information to improve mobility in Wuhan increased from "low to "relatively high". ● 13,397 additional bus riderships in Anlu. ● 22 km of road constructed or rehabilitated in Anlu. ● 210 energy-efficient buses purchased in Anlu. | 120.0 | 58% | 33.8 | |
| 396 | https://projects.worldbank.org/en/projects-operations/project-detail/P153173 | Anhui Road Maintenance Innovation and Demonstration Project (P153173 FY17): improve highway maintenance delivery and asset management capacity in the participating municipalities and county in Anhui Province. | China | 26 | Transportation | <ul style="list-style-type: none"> ● 30% increase in roads in good and fair condition. ● Highway asset management capacity more than doubled. ● 15% increase in emergency events, under the jurisdiction of the emergency centers, responded to within required time limits. ● 100 km of roads improved/maintained. ● 100% of new maintenance technologies and materials applied in project roads. | 150.0 | 51% | 36.3 | |


| # | Link to more information | Project Name (Number Year/s Loans Approved) and Description | Country | Project Life ^a | Sector | Target Results ^b | Committed US\$ mil ^c | IBRD share ^d | Allocated US\$ mil ^e | SDGs ^f |
|-----|---|--|---------|---------------------------|----------------|---|---------------------------------|-------------------------|---------------------------------|-------------------|
| 397 | https://projects.worldbank.org/en/projects-operations/project-detail/P133456 | Sichuan Chongqing Cooperation: Guang'an Demonstration Area Infrastructure Development Project (P133456 FY15): improve Linshui County and Qianfeng District infrastructure and investment support services. | China | 35 | Transportation | <ul style="list-style-type: none">● 80% increase in wastewater collected and treated in Linshui ETDZ (Economic and Technological Development Zone).● Decrease by 20 minutes in traveling time between Linshui town center and Linshui Economic Industrial Zone.● 200,000 people provided with access to improved sanitation facilities.● 23 km of non-rural roads constructed.● 4,800 tons per year of COD pollution load reduced.● 30 km of sewer constructed. | 100.0 | 49% | 36.7 | |
| 398 | https://projects.worldbank.org/en/projects-operations/project-detail/P133069 | Shaanxi Small Towns Infrastructure Project (P133069 FY15): improve the infrastructure and service delivery in selected small and medium towns in Shaanxi Province. | China | 35 | Transportation | <ul style="list-style-type: none">● 151,000 people in urban areas provided with access to improved water sources.● 238,200 people provided with access to improved sanitation facilities.● 29 ha provided with new and improved drainage services.● 22 ha with access to newly built or rehabilitated roads.● 74 km of non-rural roads constructed or rehabilitated.● 169 km wastewater sewers and storm drains constructed or rehabilitated. | 150.0 | 58% | 114.4 | |
| 399 | https://projects.worldbank.org/en/projects-operations/project-detail/P149485 | Ningbo Sustainable Urbanization Project (P149485 FY17): improve the use of urban public space, improve urban mobility and reduce flood risk in selected counties in Ningbo Municipality. | China | 35 | Transportation | <ul style="list-style-type: none">● 569,284 project beneficiaries.● 15% increase in pedestrian/bicycle flows and stationary activities in areas with urban regeneration intervention.● 27% increase in the number of public transport users in the urban areas.● 9,036 ha provided with new and improved drainage services.● 16 km of increased total length of road. | 150.0 | 47% | 38.2 | |
| 400 | https://projects.worldbank.org/en/projects-operations/project-detail/P153548 | Lushan Earthquake Reconstruction and Risk Reduction Project (P153548 FY17): improve access to disaster resilient infrastructure and strengthen risk reduction in select municipalities of Sichuan Province and to improve emergency preparedness in Shimian County in Sichuan Province. | China | 35 | Transportation | <ul style="list-style-type: none">● 313,00 project beneficiaries, 45% of which are female.● 35 km of rural roads rehabilitated incorporating landslide risk reduction measures.● 100,000 people in urban areas provided with improved access to roads.● 83,000 people in urban areas provided with improved drainage conditions.● 56,000 people with improved access to emergency shelters.● 150,000 People with improved access to an all-season rural road.● 45 km of non-rural roads rehabilitated.● 80 km of drainage pipelines rehabilitated and constructed. | 300.0 | 78% | 111.4 | |
| 401 | https://projects.worldbank.org/en/projects-operations/project-detail/P129431 | Anhui Xuancheng Infrastructure for Industry Relocation (P129431 FY13): contribute to the economic, social and environmental sustainability of the project area in the Xuancheng Economic and Technological Development Zone. | China | 35 | Transportation | <ul style="list-style-type: none">● 50 km of non-rural roads constructed.● 5,700 jobs created.● 18,000 people in urban areas provided with access to improved water sources under the project. | 90.0 | 44% | 83.5 | |

| # | Link to more information | Project Name (Number Year/s Loans Approved) and Description | Country | Project Life ^a | Sector | Target Results ^b | Committed US\$ mil ^c | IBRD share ^d | Allocated US\$ mil ^e | SDGs ^f |
|-----|--|---|----------|---------------------------|----------------|---|---------------------------------|-------------------------|---------------------------------|--------------------------|
| 402 | https://projects.worldbank.org/en/projects-operations/project-detail/P156880 | Enhancing Waterway Connectivity and Water Service Provision in Pazcifico Project (P156880 FY18): improve waterway transport and coverage and quality of water supply and sanitation services, in the participating Municipalities. | Colombia | 15 | Transportation | <ul style="list-style-type: none"> ● 15 minutes of time saving per 2.5-hour trip using navigation aids and rehabilitated/upgrade docks. ● 9,550 people in urban areas provided with access to improved water sources. ● 7,350 people in urban areas provided with access to improved sanitation facilities. ● Water quality poses no risk for human consumption in the selected municipalities. ● 1,910 new piped household water connections. ● 1,080 piped household water connections that are benefiting from rehabilitation works. ● 740 new household sewer connections constructed under the Project. | 41.9 | 100% | 0.3 | SDG 6 SDG 11 SDG 3 |
| 403 | https://projects.worldbank.org/en/projects-operations/project-detail/P117947  | Support to the National Transit Urban Program (P117947 FY12): enhance the efficiency, affordability, quality, safety, and environmental sustainability of the provision of public transit services in the participating cities. | Colombia | 15 | Transportation | <ul style="list-style-type: none"> ● 10% reduction of PM10 concentration level. ● Reduced average travel time for low income riders from 11.4 to 22.2 minutes. ● Reduced accidents and pollution (including greenhouse gases) associated with bus transport services. ● 25 km of rehabilitated pedestrian public space. | 198.0 | 86% | 153.8 | |
| 404 | https://projects.worldbank.org/en/projects-operations/project-detail/P147499 | Sustainable Croatian Railways in Europe (P147499 FY15): improve the operational efficiency and the financial sustainability of the public railway sector in Croatia. | Croatia | 25 | Transportation | <ul style="list-style-type: none"> ● 468 additional annual train-km operated per HZI (Croatian Railways Infrastructure) employee. ● 2,581 of staff rentreched among HZP (Croatia Railways Passenger Transport), HZC (Croatian Railways Cargo) and HZI. ● 2,479 HZP and HZC rolling stocks rehabilitated. ● 306 km of line sections rehabilitated or improved. | 183.4 | 91% | 128.3 | |
| 405 | https://projects.worldbank.org/en/projects-operations/project-detail/P155842 | Modernization and restructuring of the road sector (P155842 FY17): strengthen the institutional effectiveness, enhance the operational efficiency and increase the debt service capacity of Croatia's road sector. | Croatia | 14 | Transportation | <ul style="list-style-type: none"> ● Motorway and road networks managed under rolling investment plans developed by the Ministry of Sea, Transport and Infrastructure. ● Implemented integrated system from Ministry of Sea, Transport and Infrastructure to monitor and enforce performance of motorway and road companies. | 23.3 | 2% | 17.9 | |
| 406 | https://projects.worldbank.org/en/projects-operations/project-detail/P143996  | Manta Public Services Improvement Project (P143996 FY14): improve transport services and the quality and sustainability of water and sanitation. | Ecuador | 30 | Transportation | <ul style="list-style-type: none"> ● 71,000 residents benefit from water connection investments. ● Improved mobility and accessibility of street network including pedestrian facilities and cycling paths. ● 24 hours of continuity of water supply service. ● 2,318 and 17,500 piped household water connections respectively constructed and rehabilitated. ● 505 average daily cyclist traffic (20% increase). ● 3,150 average daily pedestrian traffic (25% increase). | 100.0 | 87% | 94.3 | |
| 407 | https://projects.worldbank.org/en/projects-operations/project-detail/P143996?lang=en&tab=overview  | Quito Metro Line One (P144489 FY15): improve urban mobility and serve the growing demand for public transport. | Ecuador | 30 | Transportation | <ul style="list-style-type: none"> ● US\$14 million in annual fuel savings. ● 40% reduction in average travel time. ● 1,800 jobs created. ● 82,285 tons of CO₂ eq. emissions reduced annually. ● 296,000 passengers per day. | 435.0 | 26% | 386.1 | |

| # | Link to more information | Project Name (Number Year/s Loans Approved) and Description | Country | Project Life ^a | Sector | Target Results ^b | Committed US\$ mil ^c | IBRD share ^d | Allocated US\$ mil ^e | SDGs ^f |
|-----|---|--|-------------------------|---------------------------|----------------|--|---------------------------------|-------------------------|---------------------------------|-------------------|
| 408 | https://projects.worldbank.org/en/projects-operations/project-detail/P147280 | Ibarra Transport Infrastructure Improvement Project (P147280 FY16): improve mobility of Ibarra and the use of recreational spaces in the Yahuarcocha lagoon area. | Ecuador | 30 | Transportation | <ul style="list-style-type: none"> ● Bus route network optimized. ● 21.5 km of roads constructed. ● 35,000 direct project beneficiaries. ● Additional 50,000 visitors to Yahuarcocha per year. | 52.5 | 58% | 26.1 | |
| 409 | https://projects.worldbank.org/en/projects-operations/project-detail/P157324 | Risk Mitigation and Emergency Recovery Project (P157324 FY16): support the recovery of basic and productive services in selected sectors in affected areas in case of an Eligible Disaster and strengthen resilience to natural disasters and macroeconomic shocks. | Ecuador | 53 | Transportation | <ul style="list-style-type: none"> ● 203,600 people protected through flood mitigation works. ● 2,372,507 people benefiting from new equipment in the health sector, rehabilitated infrastructure and restored basic services after an Eligible Disaster occurs. ● 26,746 metric tons of fish discharged through the Fishing and Cabotage Terminal annually. ● 34 km of roads rehabilitated. ● 332 health facilities equipped. ● 173,500 ha of crops protected against flooding. ● 1 school constructed and 1,806 students with improved school infrastructure. | 59.6 | 100% | 54.8 | |
| 410 | https://projects.worldbank.org/en/projects-operations/project-detail/P101103 | National Railways Restructuring Project (P101103 FY09): improve the reliability, efficiency and safety of the railways’ services on targeted sections ofthe rail network. | Egypt, Arab Republic of | 36 | Transportation | <ul style="list-style-type: none"> ● Increase in the availability ratio of the useful fleet for long distance passengers, short distance passenger and freight by, respectively, 30.5%, 5.5% and 61.7%. ● Increase in the kilometrage per available locomotive for long distance passengers, short distance passenger and freight by, respectively, 33,000 km, 29,000 km and 10,000 km. | 600.0 | 94% | 374.8 | |
| 411 | https://projects.worldbank.org/en/projects-operations/project-detail/P150028 | Transport Infrastructure Investment Project (P150028 FY15): improve the resilience and safety of land and maritime transport infrastructure for users ofproject roads, bridges and rural jetties and wharves. | Fiji | 30 | Transportation | <ul style="list-style-type: none"> ● 100 km of FRA (Fiji Roads Authority) roads constructed to revised standards for resilience and safety. ● Increase by 40 km in the length of roads with minimum 3-Star rating for vehicle occupants based on iRAP (International Road Assessment Program) assessments. ● 250,000 people at a reduced risk of bridge failure. ● 17% decrease in the number of rural jetties/wharves requiring high priority attention (equivalent to 6 jetties/wharves). | 50.0 | 30% | 7.3 | |
| 412 | https://projects.worldbank.org/en/projects-operations/project-detail/P151077 | Infrastructure and Local Development Project II (P151077 FY16): improve access to urban infrastructure and services in selected underserviced neighborhoods and to build basic capacities for municipal management in target cities. | Gabon | 25 | Transportation | <ul style="list-style-type: none"> ● 21,000 people in urban areas provided with access to all-season roads within a 500 meter range under the project. ● 23,000 additional population provided with access to other infrastructure and services. ● 44,000 project beneficiaries, 48% of which are female. ● 8 cities that implement asset management plan as specified in the City Contracts. ● 8 km of non-rural roads rehabilitated. | 100.0 | 100% | 29.4 | |
| 413 | https://projects.worldbank.org/en/projects-operations/project-detail/P148048 | Third Secondary and Local Roads Project (P148048 FY15): reduce transport costs on project roads and improve the sustainability of road asset management in the secondary and local project road network. | Georgia | 35 | Transportation | <ul style="list-style-type: none"> ● Reduction in vehicle operating costs for cars and trucks of, respectively, 42% and 44%. ● 20% additional reduction in travel time. ● 4% increase in roads in good and fair condition as a share of total classified roads. ● 222 km of rehabilitated secondary roads and 53 km of rehabilitated local roads. | 75.0 | 80% | 63.3 | |

| # | Link to more information | Project Name (Number Year/s Loans Approved) and Description | Country | Project Life ^a | Sector | Target Results ^b | Committed US\$ mil ^c | IBRD share ^d | Allocated US\$ mil ^e | SDGs ^f |
|-----|---|--|---------|---------------------------|----------------|---|---------------------------------|-------------------------|---------------------------------|---------------------------|
| 414 | https://projects.worldbank.org/en/projects-operations/project-detail/P149952 | East-West Highway Corridor Improvement (P149952 FY16): reduce road user costs along the East-West Highway Corridor section upgraded under the project; and strengthen the capacity of the Roads Department and the Ministry of Economy and Sustainable Development to respectively manage the road network and provide an enabling environment to improve logistics services. | Georgia | 39 | Transportation | <ul style="list-style-type: none"> ● National Logistics Program adopted by the Ministry of Economy and Sustainable Development. ● Travel time from Zemo Osiauri to Khevi reduced by 25% (equivalent to 4.5 minutes). ● 10% decrease in cars' Operating Costs from Zemo Osiauri to Khevi. ● 19 km of non-rural roads constructed. | 160.0 | 98% | 33.7 | |
| 415 | https://projects.worldbank.org/en/projects-operations/project-detail/P149953 | Secondary Road Asset Management Project (P149953 FY16): improve road user's access to social services and markets on the project roads in a sustainable manner, and to enhance road asset management for the secondary roads network in Georgia. | Georgia | 39 | Transportation | <ul style="list-style-type: none"> ● Increase by 5% in the share of the secondary road network in good and fair condition. ● 340 km of project roads managed under innovative practices (OPRC and design-build) as part of the Five-Year Rolling Program. ● 20% decrease in travel time to socio-economic centers or district centers on Guria OPRC roads (equivalent to 65 hours). | 40.0 | 83% | 20.7 | |
| 416 | https://projects.worldbank.org/en/projects-operations/project-detail/P146653 | Uttarakhand Disaster Recovery Project (P146653 FY14): restore housing, rural connectivity and build resilience of communities in Uttarakhand and increase the technical capacity of the State entities to respond promptly and effectively to an eligible crisis or emergency. | India | 20 | Transportation | <ul style="list-style-type: none"> ● 100% increase in targeted affected HHs with multi-hazard resilient housing and in targeted affected villages with restored connectivity. ● 2,500 resilient houses reconstructed. ● 3,600 km of village roads/other district roads restored. ● 26 public buildings reconstructed. ● 140 bridle bridges restored. | 96.0 | 38% | 9.1 | |
| 417 | https://projects.worldbank.org/en/projects-operations/project-detail/P157929 | Assam Inland Water Transport Project (P157929 FY20): improve passenger ferry infrastructure and service in Assam, and improve the institutional capacity and framework for inland water transport in Assam. | India | 20 | Transportation | <ul style="list-style-type: none"> ● Ferry service available increased to 16 hours per day. ● Improved access to climate/weather information and night navigation support available on project supported routes. ● Transport Department has approved/adopted an Intra-State Water Transport Strategy. ● More than 200 private sector country boats made safer and efficient. ● 7 modern, floating and engineered ferry terminals with improved access and socially inclusive design. | 88.0 | 80% | 2.3 | SDG 3 SDG 6 SDG 5 |
| 418 | https://projects.worldbank.org/en/projects-operations/project-detail/P157054 | Madhya Pradesh Rural Connectivity Project (P157054 FY18): improve durability and enhance resilience to climate changes of the gravel surfaced rural roads in Madhya Pradesh while building the capacity of the state to manage its rural road network and road safety. | India | 30 | Transportation | <ul style="list-style-type: none"> ● 25% decrease in annual maintenance cost (equivalent to US\$250 per km). ● Maintenance network investment plan prioritized ● 100% of state highway network covered under Road Accident Data Management System. ● 10,510 km of rural roads constructed. ● 1,500,000 rural population connected by all weather paved roads. | 210.0 | 42% | 114.0 | |
| 419 | https://projects.worldbank.org/en/projects-operations/project-detail/P157141 | Rajasthan State Highways Development Program II (P157141 FY19): build capacity for better management of state highways and to improve traffic flows on selected state highways in the state of Rajasthan. | India | 30 | Transportation | <ul style="list-style-type: none"> ● 10,000 km of State Highways actively managed by the Rajasthan State Highway Authority. ● 50% increase in State Road Fund resources earmarked for State Highways. ● 766 km of roads rehabilitated. ● 4 e-PMS developed and operational. ● Speed Management Program implemented for 100 km. ● Road safety strategy developed and adopted. | 250.0 | 59% | 0.6 | SDG 11 SDG 17 SDG 3 |

| # | Link to more information | Project Name (Number Year/s Loans Approved) and Description | Country | Project Life ^a | Sector | Target Results ^b | Committed US\$ mil ^c | IBRD share ^d | Allocated US\$ mil ^e | SDGs ^f |
|-----|---|--|---------|---------------------------|----------------|---|---------------------------------|-------------------------|---------------------------------|--------------------------|
| 420 | https://projects.worldbank.org/en/projects-operations/project-detail/P143751 | Second Tamil Nadu Road Sector Project (P143751 FY15): increase road capacity, enhance quality of maintenance, improve safety and support institutional development of Tamil Nadu's core road network (CRN). | India | 36 | Transportation | <ul style="list-style-type: none"> ● Increase by 9% in roads in good and fair condition as a share of total classified roads. ● Reduced average travel time per kilometer on project roads by 0.25 minutes. ● Reduced average Volume Operating Cost (VOC) on project roads by 0.8 INR and 2 INR for, respectively, cars and trucks. ● Number of annual fatalities from road accidents on Upgradation project roads decreased from 452 to 0. ● 600 km of non-rural roads rehabilitated. ● 1,700 km of Core Road Network on which road safety related improvements are carried out. | 300.0 | 39% | 164.5 | |
| 421 | https://projects.worldbank.org/en/projects-operations/project-detail/P147864 | Uttar Pradesh Core Road Network Development Project (P147864 FY19): build capacity for results-focused road safety management in Uttar Pradesh and to improve traffic flows and safety for all road users on selected corridors of the state core road network. | India | 36 | Transportation | <ul style="list-style-type: none"> ● Travel time for cars on civil works corridors reduced. ● 20% decrease in fatalities on Highway Police pilot corridors (NH25 and NH2). ● 500 km of roads rehabilitated. ● Uttar Pradesh Highway Police established, equipped and trained. ● Satisfactory post-construction road safety audit. ● 30% of women employed for routine maintenance under Engineering Procurement Construction contracts. | 400.0 | 70% | 39.1 | SDG 3 SDG 11 SDG 5 |
| 422 | https://projects.worldbank.org/en/projects-operations/project-detail/P114827 | Second Gujarat State Highway Project (P114827 FY14): improve capacity, and enhance quality and safety of road services for the users of the coreroad network of state highways in Gujarat, through institutional strengthening and efficient contracting and financing strategies. | India | 23 | Transportation | <ul style="list-style-type: none"> ● 32% increase in roads good and fair condition as a share of total classified roads. ● Reduced average travel time on project roads by, respectively, 25 minutes for cars and 20 minutes for 50 km length Trucks. ● 460 km of non-rural roads constructed and 292 km rehabilitated. | 175.0 | 54% | 99.0 | |
| 423 | https://projects.worldbank.org/en/projects-operations/project-detail/P148775 | Capacity Augmentation of the National Waterway- 1 (JAL MARG VIKAS) Project (P148775 FY17): enhance transport efficiency and reliability of National Waterway- 1 and augment institutional capacity for the development and management of India's inland waterway transport system in an environmentally sustainable manner. | India | 24 | Transportation | <ul style="list-style-type: none"> ● Additional 1,000 m³ in supporting navigation of higher Vessel Sizes on NW1. ● 20% decrease in the cost of cargo traffic transported by inland water transport between Haldia and Varanasi. ● Additional 60 days available for transport operations per year. ● 108,660 metric tons of net annual GHG emissions avoided. ● 25,000 project beneficiaries. | 375.0 | 47% | 99.2 | |
| 424 | https://projects.worldbank.org/en/projects-operations/project-detail/P150158 | Eastern Dedicated Freight Corridor-3 (P150158 FY15): provide additional rail transport capacity, improved service quality and higher freight throughput on the 401 km Ludhiana- Khurja section of the EDFC; and develop the institutional capacity of DFCCIL to build, maintain and manage the DFC infrastructure network. | India | 29 | Transportation | <ul style="list-style-type: none"> ● Additional 23 pairs per day of freight train paths on EDFC3. ● 22 net billion ton-km per year of additional freight traffic carried on the EDFC3. ● Increase by 20 km per hour in the average speed of freight trains EDFC3. | 560.0 | 59% | 175.5 | |
| 425 | https://projects.worldbank.org/en/projects-operations/project-detail/P124639 | PMGSY Rural Roads Project (P124639 FY11): strengthen the systems and processes of the national PMGSY r ural roads program for the expansion and maintenance of all-season rural access roads. The result will enhance the road connectivity to economic opportunities a nd social services for beneficiary communities in the participating states. | India | 23 | Transportation | <ul style="list-style-type: none"> ● 13% increase in the core rural road network whose conditions have been improved. ● 2,000 habitations benefitted with all-weather roads. ● 2,000 Km of roads used green and climate resilient designs and new technologies. ● 40 number of districts implementing performance and/or community based maintenance contracts. | 1000.0 | 67% | 622.8 | |


| # | Link to more information | Project Name (Number Year/s Loans Approved) and Description | Country | Project Life ^a | Sector | Target Results ^b | Committed US\$ mil ^c | IBRD share ^d | Allocated US\$ mil ^e | SDGs ^f |
|-----|---|---|-----------|---------------------------|----------------|---|---------------------------------|-------------------------|---------------------------------|-------------------|
| 426 | https://projects.worldbank.org/en/projects-operations/project-detail/P130339 | Second Keral State Transport Project (P130339 FY13): improve condition, traffic flow and road safety with a focus on Vulnerable Road Users on selected roads in Kerala, and to enhance resilience to climate change and disaster risk. | India | 23 | Transportation | <ul style="list-style-type: none">● Reduced by 15 the numbers of annual fatality count of total and vulnerable road users on demonstration corridor.● 363 km of State Highways upgraded.● 5 district level road safety improvement schemes implemented through challenge fund.● Climate change and disaster resilience vulnerability assessment on all new project corridors taken up under RKI. | 216.0 | 49% | 128.9 | |
| 427 |  https://projects.worldbank.org/en/projects-operations/project-detail/P131765?lang=en&tab=overview | Eastern Dedicated Freight Corridor - II (P131765 FY14): increase the capacity and quality of freight rail service. | India | 22 | Transportation | <ul style="list-style-type: none">● 1,133 km of new freight-only rail.● Axle-load limit raised from 23 to 25 tons increasing speeds.● 400,000 tons of CO₂ eq. emissions reduced annually.● 22 tons of freight traffic annually. | 660.0 | 67% | 493.1 | |
| 428 | https://projects.worldbank.org/en/projects-operations/project-detail/P121185 | National Highways Interconnectivity Improvement Project (P121185 FY14): improve the National Highway network connectivity to less-developed areas and low-income states and enhance the institutional capacity of MoRTH to better manage the highway network under the purview of the Ministry. | India | 23 | Transportation | <ul style="list-style-type: none">● Increase by 3.25% in roads in good and fair condition as a share of total classified roads.● Average travel time per kilometer on project roads reduced by 0.5 and 0.6 minutes for, respectively, cars and trucks.● 1,120 km of non-rural roads constructed. | 336.3 | 44% | 279.0 | |
| 429 | https://projects.worldbank.org/en/projects-operations/project-detail/P090990 | Western Indonesian National Roads Improvement (P090990 FY11): increase the effective use of selected sections of national roads along the Western Sumatera Corridor by reducing road user costs and to restore the functionality of selected sections of national and sub-national roads in disaster-affected areas in Central Sulawesi. | Indonesia | 34 | Transportation | <ul style="list-style-type: none">● Average vehicle operating cost for a typical car, bus and truck reduced by, respectively, at least 5%, 8% and 10%.● Average passenger travel time for light vehicles, for large buses and for heavy trucks reduced by 20%.● 578 km of improved national roads in the project region as planned.● 160 meters of improved bridges.● 17.36 km of rehabilitated/reconstructed sub-national roads in Central Sulawesi. | 250.0 | 71% | 209.4 | |
| 430 | https://projects.worldbank.org/en/projects-operations/project-detail/P131550 | Transport Corridors Project (P131550 FY14): improve road transport connectivity and safety on selected road sections along Expressway and the North-South transport corridor in Iraq. | Iraq | 20 | Transportation | <ul style="list-style-type: none">● 66,000 people utilizing the Expressway 1.● 25% increase in roads in good and fair condition as a share of total classified roads.● Decrease by 21% in travel time.● Decrease by 26 in the number of traffic fatalities.● 23 km of non-rural roads constructed. | 355.0 | 92% | 228.9 | |

| # | Link to more information | Project Name (Number Year/s Loans Approved) and Description | Country | Project Life ^a | Sector | Target Results ^b | Committed US\$ mil ^c | IBRD share ^d | Allocated US\$ mil ^e | SDGs ^f |
|-----|---|--|------------|---------------------------|----------------|---|---------------------------------|-------------------------|---------------------------------|-------------------|
| 431 | https://projects.worldbank.org/en/projects-operations/project-detail/P155732 | Emergency Operation for Development (P155732 FY16): support the Republic of Iraq in the reconstruction of damaged infrastructure and the restoration of public services delivery in Targeted Municipal Areas. | Iraq | 20 | Transportation | <ul style="list-style-type: none">● 3,000,000 project beneficiaries.● 2,000,000 youth ith access to services.● 550,000 people in urban areas provided with access to Improved Water Sources.● 630,000 people in urban areas provided with access to Improved Sanitation.● 1,730,000 people in urban areas provided with access to regular solid waste collection.● 1,200,000 people in urban areas provided with access to electricity under the project by household connections.● 3,000,000 people in urban areas provided with access to all-season roads within a 500 meter range.● 175,000 people receiving primary health services through mobile primary health units supported by the project.● 33,700 farmer households with access to irrigated fields.● 65,000 students receiving education services at schools supported by the project. | 750.0 | 100% | 307.6 | |
| 432 | https://projects.worldbank.org/en/projects-operations/project-detail/P099270 | South West Roads: Western Europe-Western China International Transit Corridor (P099270 FY09): improve transport efficiency along road sections in Kyzylorda, South Kazakhstan and Almaty Oblasts, improve road management and increase traffic safety in Kazakhstan. | Kazakhstan | 30 | Transportation | <ul style="list-style-type: none">● Reduce, by the end of the Project, Road User Costs from US\$0.26/veh-km to US\$0.23/veh-km on project road sections.● 33% increase in Republican road network length that are in good or fair conditions.● 788 km of roads upgraded.● 354 km of roads constructed. | 2125.0 | 85% | 1887.5 | |
| 433 | https://projects.worldbank.org/en/projects-operations/project-detail/P128050 | East-West Roads Project (Almaty-Korgos Section): Western Europe-Wester China International Transit Corridor (CAREC - 1b) (P128050 FY12): increase transport efficiency and modernize highway management along the Selected Road Sections of the Western Europe – Western China Road Corridor and the Center-South Corridor. | Kazakhstan | 24 | Transportation | <ul style="list-style-type: none">● Road User Costs reduced from US\$0.26/veh-km to US\$0.23/veh-km on Project road sections.● 25% increase in roads in good and fair condition as a share of total classified roads.● 605 km of non rural roads constructed. | 1068.0 | 85% | 644.6 | |
| 434 | https://projects.worldbank.org/en/projects-operations/project-detail/P160223 | Roads and Employment Project (P160223 FY17): improve transport connectivity along select paved road sections; and create short term jobs for Lebanese and Syrians. | Lebanon | 40 | Transportation | <ul style="list-style-type: none">● 1,500 labor days of short term jobs created for Lebanese and Syrians.● 1,000,000 project beneficiaries.● 15% decrease in average travel time and in road crash fatalities on five priority road sections.● 500 km of rural roads rehabilitated.● 100 km of roads with improved climate resilience and improved drainage and slope stabilization. | 154.6 | 77% | 12.1 | |

| # | Link to more information | Project Name (Number Year/s Loans Approved) and Description | Country | Project Life ^a | Sector | Target Results ^b | Committed US\$ mil ^c | IBRD share ^d | Allocated US\$ mil ^e | SDGs ^f |
|-----|---|--|-----------------|---------------------------|----------------|---|---------------------------------|-------------------------|---------------------------------|--------------------------|
| 435 | https://projects.worldbank.org/en/projects-operations/project-detail/P160224 | Greater Beirut Public Transport Project (P160224 FY18): improve the speed, quality and accessibility of public transport for passengers in Greater Beirut and at the city of Beirut’s northern entrance. | Lebanon | 40 | Transportation | <ul style="list-style-type: none">● 300 passengers per weekday using the formal public bus.● 61% of population residing in Greater Beirut Area with access to Beirut city center within 60 minutes commuting period using public transport.● 45 minutes average travel time by public transport from Tabarja station to Charles Helou terminal at morning peak hours (from a 75 minutes' baseline).● 120 operational BRT buses.● 42 km of the BRT infrastructure constructed.● 250 operational regular buses.● 60,000 tCO₂ eq. reduced annually. | 225.2 | 65% | 8.2 | SDG 11 SDG 3 SDG 9 |
| 436 | https://projects.worldbank.org/en/projects-operations/project-detail/P149653 | Urban Transport Project (P4R) (P149653 FY16): strengthen the capacity of urban transport institutions to plan, implement and monitor infrastructure and services, and to improve the level of service of urban transport in targeted corridors in the program area. | Morocco | 30 | Transportation | <ul style="list-style-type: none">● 15 cities (with more than 100,000 inhabitants) that improved their urban transport institutional assessment score by at least 10 percent.● 90% of corridors in the Priority Program of Corridors supported under the Program that meet their objectives in reduction of urban transport journey time.● Revised M&E system has been implemented in at least 9 cities. | 200.0 | 100% | 186.0 | |
| 437 | https://projects.worldbank.org/en/projects-operations/project-detail/P170267 | Local Roads Connectivity Project (P170267 FY20): improve government capacity to manage local roads and improve access to markets and services. | North Macedonia | 20 | Transportation | <ul style="list-style-type: none">● 65% of municipalities utilizing simple asset management methods developed under the project.● National policy adopted for local roads.● 200 markets and services connected by improved, safe and resilient local roads.● 450 km of roads rehabilitated.● 100 women trained by the municipalities in transport sector roles.● 100 Roma employed in project works of whom 40% are Roma women.● Climate resilient design guidelines for local and low volume roads developed. | 78.0 | 100% | 17.5 | SDG 3 SDG 9 SDG 1 |
| 438 | https://projects.worldbank.org/en/projects-operations/project-detail/P149955 | Road Upgrading and Development Project (P149955 FY16): improve transport connectivity for road users along Corridor VIII between Skopje and DeveBair, and to improve the asset management and planning functions of Public Enterprise for State Roads. | North Macedonia | 36 | Transportation | <ul style="list-style-type: none">● 1,200 tons of increased freight along Corridor VIII (section Rankovce - Kriva Palanka).● Market accessibility index along Corridor VIII (section Rankovce - Kriva Palanka) increased from 138 to 265.● 24 km of non-rural roads constructed. | 90.9 | 100% | 28.8 | |

| # | Link to more information | Project Name (Number Year/s Loans Approved) and Description | Country | Project Life ^a | Sector | Target Results ^b | Committed US\$ mil ^c | IBRD share ^d | Allocated US\$ mil ^e | SDGs ^f |
|-----|---|---|-----------------|---------------------------|----------------|---|---------------------------------|-------------------------|---------------------------------|---------------------------|
| 439 | https://projects.worldbank.org/en/projects-operations/project-detail/P154464 | Second Municipal Services Improvement Project (P154464 FY16): improve transparency, financial sustainability and inclusive delivery of targeted municipal services in the participating municipalities. | North Macedonia | 23 | Transportation | <ul style="list-style-type: none"> ● 20 Number of participating municipalities that regularly publish sub-project progress information on their official websites or elsewhere. ● 90% of completed subprojects that generated improved financial performance, including through increased revenue earnings or cost savings. ● 100,000 project beneficiaries, 50% of which are female. ● 10% of vulnerable/marginalized people with marginalized measured as the number of unemployed, social assistance receiving or in other waysvulnerable population that benefits from the project intervention. ● 1,500 jobs generated, measured as the number of employees of contractors and engineering companies that perform works under the sub-projects. ● 600 piped household water connections that are benefiting from rehabilitation works undertaken by the project. ● 30 km and 20 km of, respectively, rural roads and non-rural roads rehabilitated. | 28.0 | 100% | 6.7 | |
| 440 | https://projects.worldbank.org/en/projects-operations/project-detail/P166732 | Karachi Mobility Project (P166732 FY19): improve mobility, accessibility and safety along selected corridors in Karachi. | Pakistan | 33 | Transportation | <ul style="list-style-type: none"> ● 300,000 daily public transport trips on the Bus Rapid Transit System. ● Annual number of traffic fatalities along the Yellow Corridor decreased to 50. ● Car travel time during peak hour along the Yellow Corridor decreased to 54 minutes. ● 21 km of roads rehablitated. | 382.0 | 87% | 4.0 | SDG 11 SDG 17 SDG 3 |
| 441 | https://projects.worldbank.org/en/projects-operations/project-detail/P147278 | Transport Connectivity (P147278 FY17): reduce transport connectivity costs and improve road safety along selected paved road sections that pass through targeted departments; and improve the borrower's planning and national road asset management capacity. | Paraguay | 43 | Transportation | <ul style="list-style-type: none"> ● 24 minutes reduction in average travel time along two project corridors (Route 1 and 3). ● Increase by 6% in roads in good and fair condition as a share of total classified roads. ● 1,599 km of non-rural roads rehabilitated. ● 551,127 project beneficiaries, 273,894 of which are women. | 100.0 | 100% | 8.0 | |
| 442 | https://projects.worldbank.org/en/projects-operations/project-detail/P132505 | Cusco Transport Improvement Project (P132505 FY14): improve mobility in the east-west corridor of Cusco Provincial Municipality (San Jeronimo – Distrito de Cusco). | Peru | 30 | Transportation | <ul style="list-style-type: none"> ● 16% decrease in travel time for east-west commuting trips in the city of Cusco. ● Available, efficiency-oriented and regulated public transport capacity along the Via Expresa Avenue Corridor, expressed by an increasy by 12 public transport units per hour. ● 100% progress of physical work on the Via Expresa Avenue project, including facilities for bicycles and pedestrians. ● Mobility Plan for the Historic District of Cusco updated/amended and at least one action, project or program piloted. | 120.0 | 79% | 3.0 | |
| 443 | https://projects.worldbank.org/en/projects-operations/project-detail/P132515 | Support to the Subnational Transport Program Project (P132515 FY16): facilitate sustainable road access of Peru's rural populations to services, reduce transport costs on rural roads linked to priority logistics corridors; and strengthen decentralized road management. | Peru | 25 | Transportation | <ul style="list-style-type: none"> ● 377,772 additional rural people with access to an all-season road. ● 987,900 project beneficiaries. ● 2,200 km of roads rehabilitated. | 50.0 | 8% | 11.6 | |

| # | Link to more information | Project Name (Number Year/s Loans Approved) and Description | Country | Project Life ^a | Sector | Target Results ^b | Committed US\$ mil ^c | IBRD share ^d | Allocated US\$ mil ^e | SDGs ^f |
|-----|---|---|-------------|---------------------------|----------------|---|---------------------------------|-------------------------|---------------------------------|-------------------|
| 444 | https://projects.worldbank.org/en/projects-operations/project-detail/P119343 | Cebu Bus Rapid Transit (BRT) Project (P119343 FY15): improve the quality, safety, and environmental performance of urban public transportation. | Philippines | 20 | Transportation | <ul style="list-style-type: none"> • 22% reduction of annual accidents in city. • 193,350 tons of CO₂ eq. emissions avoided annually. • 275,000 additional passengers using public transportation annually. | 116.0 | 51% | 17.7 | |
| 445 | https://projects.worldbank.org/en/projects-operations/project-detail/P132401?lang=en | Metro Manila Bus Rapid Transit Line 1 (P132401 FY17): improve, in an environmentally sustainable manner, the efficiency, effectiveness and safety of the public transport system along the project corridor in Metro Manila. | Philippines | 28 | Transportation | <ul style="list-style-type: none"> • Average travel time for public transports users reduced by 52%. • Constructed 11.5 km of bus lane. • Improved or upgraded 3,200 meters of pedestrian access facilities. • Transport user accidents reduced by 94%. • 206,892 tons of CO₂ eq. emissions avoided annually. • 300,000 direct beneficiaries daily. | 40.7 | 37% | 0.1 | |
| 446 | https://projects.worldbank.org/en/projects-operations/project-detail/P163760 | Enhancing Infrastructure Efficiency and Sustainability (P163760 FY18): improve the management and sustainability of select public infrastructure by strengthening government capacity and systems, upgrading assets, and increasing expenditure efficiency. | Serbia | 25 | Transportation | <ul style="list-style-type: none"> • 7,000 km of roads with better pavement condition by IRI (International Roughness Index) < 2.5 • 1,100,000 MWh of projected lifetime energy savings (in renovated public buildings). • 195 renovated buildings that meet Class C (or 2 classes higher) energy performance certificate. • 19,000 metric tons of CO₂ emissions reduction from energy saved in renovated buildings. • 8,000 km of national roads maintained. • 1,381,000 estimated direct project beneficiaries. | 118.6 | 16% | 38.9 | |
| 447 | https://projects.worldbank.org/en/projects-operations/project-detail/P127876 | Road Rehabilitation and Safety Project (P127876 FY13): improve the condition and safety of the National Road Network for road users by supporting the Republic of Serbia in the implementation of the first phase of its National Road Network Rehabilitation Program. | Serbia | 20 | Transportation | <ul style="list-style-type: none"> • 10% decrease in road traffic accidents with fatalities on the improved roads in the first phase of NRNRP (National Road Network Rehabilitation Program). • 2.5% increase in roads in good and fair condition as a share of total classified roads. • 9,000 km of national roads where Road Condition Survey has been completed. • 248 km of non-rural roads rehabilitated. | 76.4 | 25% | 58.9 | |
| 448 | https://projects.worldbank.org/en/projects-operations/project-detail/P125032 | Road Climate Resilience Project (P125032 FY11): deliver sustainable climate resilient road infrastructure on the Dili-Ainaro corridor. | Timor-Leste | 36 | Transportation | <ul style="list-style-type: none"> • Improved drainage conditions along 110 km road corridor. • 30% reduction in major road damage events. | 15.0 | 75% | 13.1 | |
| 449 | https://projects.worldbank.org/en/projects-operations/project-detail/P146502 | Road Transport Corridors (P146502 FY16): reduce transportation cost and time and improve road safety on select road corridors between lagging regions and more developed areas in the territory of Tunisia; and to strengthen the capacity of the Ministry of Equipment, Habitat and Land Planning in road asset management. | Tunisia | 40 | Transportation | <ul style="list-style-type: none"> • 16 km of non-rural roads rehabilitated. • 648,669 project beneficiaries. | 194.4 | 87% | 170.5 | |
| 450 | https://projects.worldbank.org/en/projects-operations/project-detail/P128605 | Sustainable Cities (P128605 FY17): improve the planning capacity of and access to targeted municipal services in participating municipalities and utilities. | Turkey | 35 | Transportation | <ul style="list-style-type: none"> • 9.6 tons per year of BOD pollution load removed by treatment plant. • 285 people provided with access to improved sanitation facilities. • 92 people in urban areas provided with access to improved water sources. • 285 km of sewerage pipes laid under the Project. • 1,300,000 direct project beneficiaries. | 132.8 | 84% | 22.8 | |

| # | Link to more information | Project Name (Number Year/s Loans Approved) and Description | Country | Project Life ^a | Sector | Target Results ^b | Committed US\$ mil ^c | IBRD share ^d | Allocated US\$ mil ^e | SDGs ^f |
|-----|---|---|-----------|---------------------------|--------------------------------------|---|---------------------------------|-------------------------|---------------------------------|-------------------|
| 451 | https://projects.worldbank.org/en/projects-operations/project-detail/P127156 | Second Road and Safety Improvement Project (P127156 FY13): improve condition and quality of sections of the M-03 road and increased safety on roads in Ukraine. | Ukraine | 23 | Transportation | <ul style="list-style-type: none">● Improved road safety on project corridors measured by 20% reduction in fatalities and serious injuries per 100 million vehicle-km.● 57.3 km of non-rural roads rehabilitated and with improved safety features. | 450.0 | 80% | 403.4 | |
| 452 | https://projects.worldbank.org/en/projects-operations/project-detail/P149322 | Road Sector Development Project (P149322 FY16): improve transport connectivity, maintenance operations and road safety for road users on selected sections of the national roads network and improve road network management in Ukraine. | Ukraine | 23 | Transportation | <ul style="list-style-type: none">● Reduced by 31% travel time between Poltava and Valky (equivalent to 44 minutes).● 18% decrease in accidents caused by over-speeding.● 15% decrease in number of over-weight trucks.● 39% decrease in traffic accidents involving injury and fatalities on Poltava to Kharkiv road (equivalent to 54 accidents).● 66 km of non-rural roads constructed.● 1,200 short term construction jobs and 800 long term maintenance jobs created.● 40,000 direct daily road user beneficiaries.● 4,400,000 indirect beneficiaries in Poltava and Kharkiv Oblasts. | 337.8 | 100% | 77.8 | |
| 453 | https://projects.worldbank.org/en/projects-operations/project-detail/P152851?lang=en  | Can Tho Urban Development and Resilience (P152851 FY16): reduce flood risk in the urban core area, improve its connectivity to new urban growth areas, and improve the city's capacity to manage disaster risk. | Vietnam | 29 | Transportation | <ul style="list-style-type: none">● 2,675 ha in urban core land area protected from floods.● 25-30% reduction in travel time between urban core and Cai Rang center.● 420,000 people as direct beneficiaries in which 24,000 are from ethnic minorities and 216,000 are female.● 12 km of new and upgraded sewers/pipe installed. | 125.0 | 39% | 10.1 | |
| 454 | https://projects.worldbank.org/en/projects-operations/project-detail/P151224 | Second Water Sector Institutional Development Project (P151224 FY17): strengthen the institutional capacity of selected water sector agencies and increase water service coverage in target cities. | Angola | 36 | Water, Sanitation & Waste Management | <ul style="list-style-type: none">● 80% of hydrometric stations supported by the project, providing information to INRH (National Institute for Water Resources).● 951,150 people in urban areas provided with access to Improved Water Sources under the project, 50% of which are female.● 1,675 km of water supply network laid under the project.● 48,000 m³ of increased capacity of water treatment.● A national strategy for scaling up the piloted approach to urban sanitation developed. | 350.0 | 64% | 33.9 | |
| 455 | https://projects.worldbank.org/en/projects-operations/project-detail/P125151 | Plan Belgran Water Supply and Sanitation Services Development Project (P125151 FY11): increase access to water supply and sanitation services and to improve the operational and financial performance of the water supply and sanitation service providers in the project area. | Argentina | 40 | Water, Sanitation & Waste Management | <ul style="list-style-type: none">● 210,000 people provided with access to improved sanitation service.● 13,200 people provided with access to improved water services under the project.● 2,500 metric tons per year of BOD eliminated by the Wastewater Treatment Plant.● 80 km of water supply pipes built. | 200.3 | 89% | 161.9 | |
| 456 | https://projects.worldbank.org/en/projects-operations/project-detail/P145686 | Flood Risk Management Support Project for the City of Buenos Aires (P145686 FY16): strengthen the Autonomous City of Buenos Aires to efficiently manage flood risk and improve the drainage systems in the Cildanez Basin, Maldonado Basin, and Vega Basin. | Argentina | 29 | Water, Sanitation & Waste Management | <ul style="list-style-type: none">● 2,800,000 project beneficiaries, 20,000 of which belong to vulnerable population.● Increase by 60 m³/sec in the drainage capacity in the targeted areas from infrastructure out in place.● 8 km2 protected from flooding after rainstorm events with an intensity. | 200.0 | 61% | 138.8 | |

| # | Link to more information | Project Name (Number Year/s Loans Approved) and Description | Country | Project Life ^a | Sector | Target Results ^b | Committed US\$ mil ^c | IBRD share ^d | Allocated US\$ mil ^e | SDGs ^f |
|-----|---|---|-----------|---------------------------|--------------------------------------|---|---------------------------------|-------------------------|---------------------------------|-------------------------|
| 457 | https://projects.worldbank.org/en/projects-operations/project-detail/P105680 | Matanza-Riachuelo Basin Sustainable Development Project (P105680 FY09): support the Government's Integrated Basin Cleanup while simultaneously improving sanitary conditions along the banks of La Plata River and providing a long-term and cost-effectivesolution for safe disposal of wastewater from the Buenos Aires Metropolitan Area (AySAs concession area). | Argentina | 39 | Water, Sanitation & Waste Management | <ul style="list-style-type: none">●378,432,000 cubic meters of annual discharge of sewage adequately treated from the Riachuelo System.●12,437 tons per year of COD pollution load reduction achieved under the project.●28.8 linear kilometers of the Left Bank collector completed.●11.9 linear kilometers of the Riachuelo outfall completed.●50,000 beneficiaries with improved access to water and sanitation services in poor settlements and low-income neighborhoods. | 963.0 | 87% | 798.7 | |
| 458 | https://projects.worldbank.org/en/projects-operations/project-detail/P164260 | Utility Efficiency and Quality Improvement Project (P164260 FY19): improve the quality and efficiency of water and wastewater services, and support the introduction of regional solid waste management. | Belarus | 21 | Water, Sanitation & Waste Management | <ul style="list-style-type: none">● 150,000 people provided with enhanced water supply services.● 237,000 people provided with environmentally-sound solid waste disposal services.● 400,000 people provided with the required level of wastewater treatment.● 12 utilities that have prepared and implemented Utility Performance Improvement Plans.● 27 km of water supply pipes constructed/rehabilitated.● 2 regional waste disposal sites developed and operational.● 40 km of wastewater collectors laid/replaced.● 2 landfill gas collection systems developed and operational.● 800 utility staff benefitting from training to support performance Improvement plans. | 101.0 | 100% | 0.5 | SDG 6 SDG 7 SDG 9 |
| 459 | https://projects.worldbank.org/en/projects-operations/project-detail/P160911 | Emergency Water Security and Efficiency (P160911 FY17): to improve availability of water supply in drought vulnerable areas, increase the efficiency of Water Utilities Corporation, and strengthen wastewater management in selected systems. | Botswana | 20 | Water, Sanitation & Waste Management | <ul style="list-style-type: none">● 580,000 direct project beneficiaries.● 14,500 m³ of additional water made available per day.● 39,500 m³ of water delivered to consumers per day.● 75,000 piped household water connections that are benefiting from rehabilitation.● 2,620 m³ of additional wastewater treated per day (956,000 annual).● 85% of average annual COD removal efficiency from wastewater at WWTP. | 145.5 | 91% | 13.8 | |
| 460 | https://projects.worldbank.org/en/projects-operations/project-detail/P088966 | Municipal APL: Teresina Enhancing Municipal Governance and Quality of Life (P088966 FY08): modernize and improve the management capacity of Teresina Municipal Government in the financial, urban, environmental, service-delivery, and economic development fields; and improve the quality of life of the low-income population of the Lagoas do Norte region of the city. | Brazil | 41 | Water, Sanitation & Waste Management | <ul style="list-style-type: none">● 92,000 direct project beneficiaries, 51% of which are women.● Annual increase by 50% in the collection efficiency of municipal reneuves as a result of activities implemented.● 50,500 people in urban area provided with access to improved sanitation facilities.● Improvements to municipal management implemented.● 14,000 new household sewer connections constructed.● 58 km of non-rural roads rehabilitated. | 119.1 | 90% | 49.2 | |
| 461 | https://projects.worldbank.org/en/projects-operations/project-detail/P130682?lang=en | Espirito Santo Integrated Sustainable Water Management Project (P130682 FY14): improve sustainable water resources management and increase access to sanitation. | Brazil | 25 | Water, Sanitation & Waste Management | <ul style="list-style-type: none">● 2.6 million people benefit.● 70% of State with disaster warning system.● 32,897 new household sewer connections.● 164,000 people with improved sanitation.● 2,000 ha reforested.● 1,590 tons of BOD removed a year. | 225.0 | 70% | 37.3 | |

| # | Link to more information | Project Name (Number Year/s Loans Approved) and Description | Country | Project Life ^a | Sector | Target Results ^b | Committed US\$ mil ^c | IBRD share ^d | Allocated US\$ mil ^e | SDGs ^f |
|-----|---|--|---------|---------------------------|--------------------------------------|--|---------------------------------|-------------------------|---------------------------------|-------------------------|
| 462 | https://projects.worldbank.org/en/projects-operations/project-detail/P165695 | Improving Water Service Access and Security in the Metropolitan Region of São Paulo Project (P165695 FY19): increase access of vulnerable people to water services and to contribute to the reduction of water losses and pollution loads in the Metropolitan Region of São Paulo. | Brazil | 40 | Water, Sanitation & Waste Management | <ul style="list-style-type: none">● 532,000 people provided with access to improved water sources.● 33 millions m³ of volume of non-revenue water reduced annually.● 2 million m³ of wastewater removed from the Guarapiranga basin sent to treatment annually.● 157,150 people provided with access to improved sanitation services.● 850 km of water distribution mains rehabilitated. | 250.0 | 71% | 0.6 | SDG 6 SDG 1 SDG 3 |
| 463 | https://projects.worldbank.org/en/projects-operations/project-detail/P165055 | Cear Water Security and Governance (P165055 FY20): strengthen capacity for water resources management in the Borrower's territory, improve reliability of water services in selected municipalities, and improve operational efficiency of water services in the city of Fortaleza. | Brazil | 30 | Water, Sanitation & Waste Management | <ul style="list-style-type: none">● 80% of strategic water users regularized.● 90% of continuity of water systems supplied with water from Banabuiu - Sertao Central pipeline system.● 118,490 people benefiting from more reliable water services.● Non Revenue Water in the city of Fortaleza reduced to 317 liters per connection per day. | 139.9 | 80% | 0.7 | SDG 6 SDG 9 SDG 3 |
| 464 | https://projects.worldbank.org/en/projects-operations/project-detail/P133017 | Guilin Integrated Environment Management (P133017 FY15): improve the water and sanitation services in Guilin. | China | 25 | Water, Sanitation & Waste Management | <ul style="list-style-type: none">● 248,000 people in urban areas provided with access to improved water sources.● 1,113 tons of BOD pollution load removed each year by treatment plant under the project.● 150 tons per year of sludge treated and disposed safely.● 80,000 newly added connections.● 40 km of sewer network rehabilitated/constructed. | 100.0 | 64% | 54.8 | |
| 465 | https://projects.worldbank.org/en/projects-operations/project-detail/P133018 | Zhenjian Rural Water Supply and Sanitation Project (P133018 FY15): improve access to sustainable water supply and sanitation services in selected villages and towns in rural areas of Zhejiang Province. | China | 31 | Water, Sanitation & Waste Management | <ul style="list-style-type: none">● 400,000 people in rural areas provided with access to improved water sources.● 45,000 piped household water connections that are benefiting from rehabilitation works undertaken by the project.● 95,000 new household sewer connections constructed.● 4,049 tons per year of BOD pollution load removed by treatment plant. | 200.0 | 50% | 164.3 | |
| 466 | https://projects.worldbank.org/en/projects-operations/project-detail/P133116 | Qinghai Xining Water Enviroment Management Project (P133116 FY15): reduce water pollution and pilot potential sustainable reuse of wastewater in Xining Municipality. | China | 35 | Water, Sanitation & Waste Management | <ul style="list-style-type: none">● 319,000 project beneficiaries.● 727 tons of BOD pollution load removed by treatment plant each year.● 985 tons reduction of TSS flowing into rever each year.● 868 m³ of treated wastewater reused. | 150.0 | 61% | 112.4 | |
| 467 | https://projects.worldbank.org/en/projects-operations/project-detail/P133117 | Chongqing Small Towns Water Environment Management Project (P133117 FY15): reduce flood risks and improve wastewater infrastructure services in selected counties of Chongqing Municipality. | China | 36 | Water, Sanitation & Waste Management | <ul style="list-style-type: none">● 2 km² of urban area vulnerable to design floods protected.● 67,200 people provided with access to improved sanitation facilities.● 15,900 people benefited from flood risk reduction.● 100% of dike and sewage pipe construction completed. | 100.0 | 46% | 47.6 | |

| # | Link to more information | Project Name (Number Year/s Loans Approved) and Description | Country | Project Life ^a | Sector | Target Results ^b | Committed US\$ mil ^c | IBRD share ^d | Allocated US\$ mil ^e | SDGs ^f |
|-----|---|---|---------|---------------------------|--------------------------------------|---|---------------------------------|-------------------------|---------------------------------|-------------------|
| 468 | https://projects.worldbank.org/en/projects-operations/project-detail/P158622 | Hezhou Urban Water Infrastructure and Environment Improvement Project (P158622 FY18) : improve flood risk management and reduce discharge of water pollutants in Hezhou Municipality. | China | 39 | Water, Sanitation & Waste Management | <ul style="list-style-type: none">● 105,600 people protected by improved flood mitigation infrastructure.● 100,000 people provided with access to improved sewerage systems.● Flood risk management system developed and implemented.● 1,073 metric tons of BOD pollution loads removed by the completion of sewer system annually.● 68 km of river rehabilitated to improve flood risk management and prevent water pollution.● 16 km of sewer pipeline constructed.● 4 water quality monitoring stations constructed and operational. | 150.0 | 42% | 12.0 | |
| 469 | https://projects.worldbank.org/en/projects-operations/project-detail/P158713 | Liaoning Safe and Sustainable Urban Water Supply Project (P158713 FY18) : improve water quality and operational efficiency of selected water supply utilities in the project areas. | China | 32 | Water, Sanitation & Waste Management | <ul style="list-style-type: none">● 5,690,600 project beneficiaries, 49% of which are female.● 67% increase in compliance with water quality Health Standards (in Shenyang, Fushun, Anshan, Fuxin and Gaizhou).● 16% average decrease in energy consumption by the water utilities in each project city (equivalent to an average of 0.10 KWh/m³).● 300 km of new or rehabilitated main pipelines for water supply. | 250.0 | 65% | 10.6 | |
| 470 | https://projects.worldbank.org/en/projects-operations/project-detail/P158760 | Jiangxi Integrated Rural and Urban Water Supply and Wastewater Management Project (P158760 FY19) : increase access to and improve operating efficiency of water supply services, and to pilot provision of improved wastewater management, in selected counties in Jiangxi Province. | China | 35 | Water, Sanitation & Waste Management | <ul style="list-style-type: none">● 584,198 people with new access to piped water supply● Non-revenue water decrease by 10%.● Operation and Maintenance unit cost of water supply system decreased by 22% (equivalent to 0.141 RMB/m3).● 28,000 people with new connections to sewerage systems.● 16 km of sewerage pipelines completed or rehabilitated.● 83% decrease in BOD in pilot wastewater treatment plant (equivalent to 73 tons).● 1,880 km of water supply pipelines newly constructed and rehabilitated. | 200.0 | 55% | 7.5 | |
| 471 | https://projects.worldbank.org/en/projects-operations/project-detail/P126813 | Ma'anshan Cihu River Basin Improvement Project (P126813 FY13) : improve drainage and flood protection capacity in urban areas of Ma'anshan Municipality. | China | 35 | Water, Sanitation & Waste Management | <ul style="list-style-type: none">● 514,000 people benefitting from improved drainage.● 160 km² provided drainage services.● 14.7 km of river channel rehabilitated.● 5 pumping stations upgraded or rehabilitated.● 190,000 m³ of water detention capacity created. | 100.0 | 48% | 80.1 | |
| 472 | https://projects.worldbank.org/en/projects-operations/project-detail/P133000 | Huainan Mining Area Rehabilitation Project (P133000 FY15) : remediate and create a public space at the JiuDa mining site in Huainan city. | China | 40 | Water, Sanitation & Waste Management | <ul style="list-style-type: none">● 39 ha of contaminated land managed or dump sites closed.● 393 ha of total public space created (public park, flower market, bonsai area).● 20,000 project beneficiaries.● 410 ha remediated with improved vegetation coverage.● 8.3 km of road rehabilitated/constructed. | 100.0 | 59% | 34.0 | |
| 473 | https://projects.worldbank.org/en/projects-operations/project-detail/P129791 | Fujian Fishing Ports Project (P129791 FY14) : reduce the vulnerability of fishing communities to extreme weather events. | China | 27 | Water, Sanitation & Waste Management | <ul style="list-style-type: none">● 11,000 fishermen and their families (total 64,000 people) benefit.● 3,000 fishing vessels protected in ports.● Improved effectiveness of early warning and emergency systems. | 60.0 | 58% | 7.2 | |



| # | Link to more information | Project Name (Number Year/s Loans Approved) and Description | Country | Project Life ^a | Sector | Target Results ^b | Committed US\$ mil ^c | IBRD share ^d | Allocated US\$ mil ^e | SDGs ^f |
|-----|---|---|----------|---------------------------|--------------------------------------|---|---------------------------------|-------------------------|---------------------------------|--------------------------|
| 474 | https://projects.worldbank.org/en/projects-operations/project-detail/P148523 | Hubei Jingzhou Historic Town Conservation Project (P148523 FY16): conserve cultural heritage and improve water quality and tourism services in selected areas in Jingzhou Municipality. | China | 30 | Water, Sanitation & Waste Management | <ul style="list-style-type: none">● 600,000 project beneficiaries, 50% of which are female.● 5 cultural heritage sites conserved/rehabilitated under the project.● 10 km of non-rural roads rehabilitated.● 7,080 meters of wastewater interceptors constructed inside and outside of the moat.● Dredging of the moat and lakes with safe storage /disposal of the dredged materials increased by 250,000 m³. | 100.0 | 59% | 31.8 | |
| 475 | https://projects.worldbank.org/en/projects-operations/project-detail/P158124 | Green Urban Financing and Innovation Project (P158124 FY19): increase access to sustainable, long-term financing for selected green urban investments benefitting local governments in the Yangtze River Delta Region. | China | 36 | Water, Sanitation & Waste Management | <ul style="list-style-type: none">● US\$800,000,000 of total private direct mobilization of World Bank loan.● FSC's (Shanghai Green Urban Financing and Services Co., Ltd) Green Bond principles certification obtained.● Credit rating of FSC obtained.● 20,000,000 beneficiaries of urban environmental investments.● 90% of total loan portfolio concentrated in three key environmental sectors (water supply, wastewater and waste). | 200.0 | 38% | 0.5 | SDG 6 SDG 11 SDG 9 |
| 476 | https://projects.worldbank.org/en/projects-operations/project-detail/P111479 | Rio Bogota Environmental Recuperation and Flood Control Project (P111479 FY11): assist the Borrower to transform the Rio Bogotá river into an environmental asset for the Bogotá Distrito Capital metropolitan region by improving water quality, reducing flood risks, and creating multi-functional areas along the river. | Colombia | 19 | Water, Sanitation & Waste Management | <ul style="list-style-type: none">● 3,938,383 project beneficiaries, 52.2% of which are female.● 165 ha reserved as multifunctional areas along the Rio Bogota recuperated.● 125,387 people under reduced risk of flooding.● Integrated water resources management master plan for the Rio Bogota basin developed.● 68 km flood control works constructed under the Project for the Bogota metropolitan area. | 250.0 | 51% | 250.0 | |
| 477 | https://projects.worldbank.org/en/projects-operations/project-detail/P156239 | Plan PAZcifico:Water Supply and Basic Sanitation Infrastructure and Service Delivery Project (P156239 FY17): improve coverage and service quality of water supply and basic sanitation in urban areas in the Municipality of Tumaco and the Municipality of Guapi; and operational efficiency of the service providers in said municipalities. | Colombia | 18 | Water, Sanitation & Waste Management | <ul style="list-style-type: none">● 67,694 people in urban areas provided with access to Improved Water Sources.● 85,554 people provided with access to improved sanitation facilities.● Water supply continuity in the Project's area increased by 17 hours.● 31% increase in revenue collection rate in the municipalities of Guapi and Tumaco.● 14,707 new piped household water connections that are resulting from the project intervention.● 11,472 piped household water connections that are benefiting from rehabilitation works undertaken by the project. | 126.7 | 95% | 10.3 | |
| 478 | https://projects.worldbank.org/en/projects-operations/project-detail/P151439 | Guayaquil Wastewater Management Project (P151439 FY15): increase access to improved sanitation services and to reduce wastewater pollution inselected areas of the City of Guayaquil. | Ecuador | 50 | Water, Sanitation & Waste Management | <ul style="list-style-type: none">● 1,900,000 project beneficiaries.● 14,000 tons of BOD pollution load removed by treatment plant (tons per year).● 169,800 people in urban areas provided with access to improved sanitation services (20% of which are poor).● 35,400 new household sewer connections constructed.● 40 km of sewers mains rehabilitated. | 336.1 | 70% | 93.8 | |

| # | Link to more information | Project Name (Number Year/s Loans Approved) and Description | Country | Project Life ^a | Sector | Target Results ^b | Committed US\$ mil ^c | IBRD share ^d | Allocated US\$ mil ^e | SDGs ^f |
|-----|---|--|-------------------------|---------------------------|--------------------------------------|--|---------------------------------|-------------------------|---------------------------------|--------------------------|
| 479 | https://projects.worldbank.org/en/projects-operations/project-detail/P154112 | Sustainable Rural Sanitation Services Program for Results (P154112 FY16): strengthen institutions and policies for increasing access and improving rural sanitation services in the Governorates of Beheira, Dakahlia, and Sharkiya in the Arab Republic of Egypt. | Egypt, Arab Republic of | 40 | Water, Sanitation & Waste Management | <ul style="list-style-type: none">● 833,000 people provided with access to improved sanitation facilities.● Increase in Operating Ratio for Behira WSC (Water and Sanitation Company), Sharkia WSC and Dakahlia WSC, respectively, by 9%, 26% and 13%.● 167,000 new functioning household connections to working sanitation systems.● 150,000 new household sewer connections constructed. | 850.0 | 100% | 432.7 | |
| 480 | https://projects.worldbank.org/en/projects-operations/project-detail/P166697 | Water Supply and Sanitation Access Project (P166697 FY20): increase access to improved water supply and sanitation services in targeted areas of Eswatini. | Eswatini | 35 | Water, Sanitation & Waste Management | <ul style="list-style-type: none">● 18,478 people provided with access to improved water sources.● 8,000 people provided with access to improved sanitation services.● 38,233 people reached through hygiene behavior awareness campaigns.● 32 schools provided with improved water access.● 32 sanitation facilities constructed in schools.● 4 health centers provided with improved water access and sanitation services.● 305 km of water pipeline constructed. | 45.0 | 100% | 0.1 | SDG 6 SDG 3 SDG 11 |
| 481 | https://projects.worldbank.org/en/projects-operations/project-detail/P147521 | Second Regional and Municipal Infrastructure Development Project (P147521 FY15): improve access to quality municipal services and infrastructure. | Georgia | 39 | Water, Sanitation & Waste Management | <ul style="list-style-type: none">● 30% decrease in energy consumption per cubic meter of water or wastewater pumped (KWh/m³) in selected municipalities.● Additional 5 hours per day of piped water service in selected municipalities.● 153 tons per year of BOD pollution load removed by treatment plant.● 70% increase in Local Self-Governments with improved asset management system.● 30 km of rural roads rehabilitated.● 150,000 direct project beneficiaries.● 14,000 m³ of treated wastewater.● 40,000 people in project areas with access to improved water sources. | 70.6 | 71% | 24.4 | |
| 482 | https://projects.worldbank.org/en/projects-operations/project-detail/P119085 | National Ganga Tiver Basin Project (P119085 FY11): support the National Ganga River Basin Authority (NGRBA) in building capacity of its nascent operational-level institutions, so that they can manage the long-term Ganga clean-up and conservation program; and implementing a diverse set of demonstrative investments for reducing point-source pollution loads in a sustainable manner, at priority locations on the Ganga. | India | 23 | Water, Sanitation & Waste Management | <ul style="list-style-type: none">● 4 millions of direct project beneficiaries.● 21,500 metric tons per year of BOD pollution load abated by sewage treatment plants and sewer networks built or rehabilitated.● 475,310 households connected to sewer networks financed by the project.● 420 MLD (Millions of Liters per Day) of untreated wastewater prevented from entering the Ganga.● 3,570 km of sewerage network laid under the project. | 401.0 | 51% | 217.6 | |

| # | Link to more information | Project Name (Number Year/s Loans Approved) and Description | Country | Project Life ^a | Sector | Target Results ^b | Committed US\$ mil ^c | IBRD share ^d | Allocated US\$ mil ^e | SDGs ^f |
|-----|---|--|---------|---------------------------|--------------------------------------|---|---------------------------------|-------------------------|---------------------------------|-------------------|
| 483 | https://projects.worldbank.org/en/projects-operations/project-detail/P130544 | Karnataka Urban Water Supply Modernization Project (P130544 FY16): provide city-wide access to a continuous piped water supply in the eligible cities in the state of Karnataka, and to strengthen service delivery arrangements at the city level. | India | 29 | Water, Sanitation & Waste Management | <ul style="list-style-type: none"> ● 1,000,000 direct project beneficiaries, 480,000 of which are female. ● 200,000 people in urban areas provided with access to Improved Water Sources. ● 60,000 new piped household water connections that are resulting from the project intervention and 96,000 piped household water connections that are benefiting from rehabilitation works undertaken. ● 1,500 km of new distribution pipeline installed. | 100.0 | 65% | 2.0 | |
| 484 | https://projects.worldbank.org/en/projects-operations/project-detail/P150520 | Punjab Rural Water and Sanitation Sector Improvement Project (P150520 FY15): improve water and sanitation service levels, reduce open defecation, and strengthen service delivery arrangements in targeted villages in Punja. | India | 41 | Water, Sanitation & Waste Management | <ul style="list-style-type: none"> ● 5,702 villages with higher service levels managed by the GPWSCs (Gram Panchayat Water Supply and Sanitation Committee). ● 864 villages receiving improved improved quality of water. ● 8,473,615 project beneficiaries, 4,445,314 of which are female. ● 724,100 new piped household water connections and 619,330 piped household water connections that are benefiting from rehabilitation works. ● 13,830 new household sewer connections constructed. ● 480,410 improved latrines constructed. ● 2,642,255 people trained to improve hygiene behavior/sanitation practices. | 248.0 | 70% | 136.3 | |
| 485 | https://projects.worldbank.org/en/projects-operations/project-detail/P153251 | Swachh Bharat Mission Support Operation (P153251 FY16): reduce open defecation in rural areas, and strengthen MDWS capacity to manage the national SBM-G program. | India | 28 | Water, Sanitation & Waste Management | <ul style="list-style-type: none"> ● Reduced prevalence of open defecation measured by 95,000,000 people stop practicing it. ● National annual sanitation survey conducted and results published. | 1500.0 | 7% | 1265.5 | |
| 486 | https://projects.worldbank.org/en/projects-operations/project-detail/P152698 | National Hydrology Project (P152698 FY17): improve the extent, quality, and accessibility of water resources information and to strengthen the capacity of targeted water resources management institutions in India. | India | 29 | Water, Sanitation & Waste Management | <ul style="list-style-type: none"> ● 7,630 water resources monitoring stations operated by implementing agencies providing validated data online (1,591 surface water stations, 4,690 groundwater stations and 1,360 meteorology stations). ● 45 information products produced under the project made available to the relevant stakeholders. | 175.0 | 50% | 24.0 | |
| 487 | https://projects.worldbank.org/en/projects-operations/project-detail/P158146 | Uttarakhand Water Supply Program for Peri Urban Areas (P158146 FY18): increase access to improved water supply services in peri-urban areas in Uttarakhand. | India | 22 | Water, Sanitation & Waste Management | <ul style="list-style-type: none"> ● 436,800 people receiving improved water supply services in peri-urban areas, 218,400 of which are female. ● 30 peri-urban areas with improved policy, planning and M&E systems implemented. ● 87,757 water connections providing improved water supply services in peri-urban areas. ● Annual report on water services performance in peri-urban areas prepared and published. ● 0.5 hours per day per (female) household saved due to water connection. | 120.0 | 80% | 15.3 | |

| # | Link to more information | Project Name (Number Year/s Loans Approved) and Description | Country | Project Life ^a | Sector | Target Results ^b | Committed US\$ mil ^c | IBRD share ^d | Allocated US\$ mil ^e | SDGs ^f |
|-----|---|---|-----------|---------------------------|--------------------------------------|--|---------------------------------|-------------------------|---------------------------------|---------------------------|
| 488 | https://projects.worldbank.org/en/projects-operations/project-detail/P158119 | Atal Bhujal Yojana -National Groundwater Management Improvement (P158119 FY18): improve the management of groundwater resources in the selected states. | India | 10 | Water, Sanitation & Waste Management | <ul style="list-style-type: none">● 7 States with improved groundwater monitoring and disclosure of groundwater data.● 80 blocks with arrest in the rate of decline of groundwater levels.● 15,000,000 program beneficiaries relying on sustainable groundwater resources for prosperity and health.● 200,000 ha with reduction in water consumption.● 160,000 ha provided with new/improved irrigation and drainage services).● 5.6 million tCO² eq. emissions avoided annually due to reduced groundwater pumping. | 450.0 | 45% | 1.1 | SDG 6 SDG 11 SDG 12 |
| 489 | https://projects.worldbank.org/en/projects-operations/project-detail/P155303 | Madhya Pradesh Urban Development Project (P155303 FY17): enhance the capacity of MPUDC to improve coverage of key urban services and increase the revenue of participating urban local bodies. | India | 30 | Water, Sanitation & Waste Management | <ul style="list-style-type: none">● 60 projects completed by MPUDC (Madhya Pradesh Urban Development Co Ltd.)● USD132,000,000 of subproject financing approved by MPUDC.● 30 participating ULBs (Urban Local Body) reporting average annual growth rate in own source revenue of at least 10% per annum since base year.● 280,000 people in urban areas provided with access to Improved Water Sources● 340,000 people in urban areas provided with access to Improved Sanitation.● 55,000 improved water supply connections provided.● 68,000 improved sanitation connections provided. | 116.2 | 70% | 16.7 | |
| 490 | https://projects.worldbank.org/en/projects-operations/project-detail/P167246 | Shimla Water Supply and Sewerage Service Delivery Reform Programmatic Development Policy Financing (P167246 FY19): support the Government of Himachal Pradesh in its policy and institutional development program for improving water supply and sewerage services that are financially sustainable and managed by an accountable institution responsive to its customers. | India | 20 | Water, Sanitation & Waste Management | <ul style="list-style-type: none">● 2 urban local bodies as customers of the Shimla Jal Prabandhan Nigam Limited.● Collection efficiency increased by 20%.● Increase in Operations and Maintenance cost recovery for bulk water & distribution, water distribution and sewage by, respectively, 20%, 50% and 70%.● 2-% decrease in energy consumption of water production from existing sources.● 20% reduction in non-revenue water. | 40.0 | 100% | 40.0 | |
| 491 | https://projects.worldbank.org/en/projects-operations/project-detail/P157245 | Improvement of Solid Waste Management to Support Regional and Metropolitan Cities (P157245 FY20): improve solid waste management services for urban populations in selected cities across Indonesia. | Indonesia | 20 | Water, Sanitation & Waste Management | <ul style="list-style-type: none">● 85% of population in selected urban areas is pprovided with regular household waste collection.● 16% of solid waste is recycled, composted and/or treated with other techniques to reduce waste disposal volumes.● 12 cities with high-quality solid waste management implementation plans.● 50% reduction in marine plastic waste from land-based sources from selected urban populations. | 100.0 | 31% | 0.8 | SDG 6 SDG 11 SDG 17 |

| # | Link to more information | Project Name (Number Year/s Loans Approved) and Description | Country | Project Life ^a | Sector | Target Results ^b | Committed US\$ mil ^c | IBRD share ^d | Allocated US\$ mil ^e | SDGs ^f |
|-----|---|---|-----------|---------------------------|--------------------------------------|---|---------------------------------|-------------------------|---------------------------------|-------------------|
| 492 | https://projects.worldbank.org/en/projects-operations/project-detail/P085375 | Third Water Supply and Sanitation for Low Income Communities (P085375 FY06): increase the number of under-served rural and peri-urban populations accessing sustainable water supply and sanitation services. | Indonesia | 27 | Water, Sanitation & Waste Management | <ul style="list-style-type: none">● 22,100,000 additional people in rural area with sustainable access to improved water facilities/sources, 11,500,000 of which are female.● 14,900,000 rural people provided with access to improved sanitation facilities.● 95% of targeted schools that have improved sanitation facilities and hygiene programs.● 60,000 improved latrines constructed under the project.● 1,250,000 new piped household water connections that are resulting from the project intervention.● 11,000 piped household water connections that are benefiting from rehabilitation works undertaken by the project. | 395.4 | 59% | 334.7 | |
| 493 | https://projects.worldbank.org/en/projects-operations/project-detail/P096532 | Dam Operation Improvement and Safety (P096532 FY09): increase the safety and functionality of dams in selected locations and strengthen the operation and management capacity for dam safety. | Indonesia | 34 | Water, Sanitation & Waste Management | <ul style="list-style-type: none">● Overall risk reduction of all dams increased by 16 m³ each year.● 105 dams rehabilitated.● 8.9 millions of project beneficiaries, 50% of which are women.● 90% of dam operational staff receiving annual training.● 290 ha under sustainable landscape management practices. | 172.2 | 90% | 71.1 | |
| 494 | https://projects.worldbank.org/en/projects-operations/project-detail/P156125 | National Urban Water Supply Project (P156125 FY19): provide access to improved water sources for the population and strengthen the operational performance of water service providers in selected urban areas. | Indonesia | 21 | Water, Sanitation & Waste Management | <ul style="list-style-type: none">● 6,000,000 people provided with access to improved water sources, 3,000,000 of which are women.● 1,200,000 new piped household water connections.● 200 local governments and local government-owned utilities (Perusahaan Daerah Air Minum) participate in technical assistance and capacity building programs.● The National Urban Water Supply Framework operationalized. | 100.0 | 17% | 3.6 | |
| 495 | https://projects.worldbank.org/en/projects-operations/project-detail/P154782 | National Slum Upgrading Project (P154782 FY17): improve access to urban infrastructure and services in targeted slums in Indonesia. | Indonesia | 24 | Water, Sanitation & Waste Management | <ul style="list-style-type: none">● 800,000 people provided with improved water sources.● 1,200,000 people provided with improved sanitation.● 3,700,000 people provided with access to all-season roads within 500 meter range.● 1,500,000 people provided with regular solid waste collection.● 3,600,000 people provided with improved drainage.● 8,800 ha of Slum Area Alleviated.● 9,700,000 project beneficiaries, 4,850,000 of which are women. | 216.5 | 12% | 114.7 | |
| 496 | https://projects.worldbank.org/en/projects-operations/project-detail/P162094 | Baghdad Water Supply and Sewerage Improvement Project (P162094 FY18): improve the quality of drinking water supply and wastewater services in Baghdad. | Iraq | 20 | Water, Sanitation & Waste Management | <ul style="list-style-type: none">● 1,000,000 people provided with access to improved water sources.● 1,000 people benefiting from access to improved drinking water supply.● 4,000 people benefiting from access to improved sanitation.● Increased by three times the duration of water supply at a minimum pressure (10m) in Shaab and Rasheed municipalities (equivalent to 16 additional hours).● 135,000 m³ of additional reservoir capacity constructed.● 97 m³ of additional wastewater collected and safely disposed annually. | 210.0 | 100% | 5.5 | |

| # | Link to more information | Project Name (Number Year/s Loans Approved) and Description | Country | Project Life ^a | Sector | Target Results ^b | Committed US\$ mil ^c | IBRD share ^d | Allocated US\$ mil ^e | SDGs ^f |
|-----|---|---|------------|---------------------------|--------------------------------------|---|---------------------------------|-------------------------|---------------------------------|-------------------|
| 497 | https://projects.worldbank.org/en/projects-operations/project-detail/P147854?lang=en | Lake Qaraoun Pollution Prevention (P147854 FY16): reduce the quantity of untreated municipal sewage discharged into the Litani River and address pollution around Qaraoun Lake. | Lebanon | 14 | Water, Sanitation & Waste Management | <ul style="list-style-type: none"> ● 50% reduction in pollutant load (nitrogen) to waterways. ● 344,000 of direct beneficiaries. ● 7,300 new household sewer connections. ● 200 km of sewer network constructed in the project area. ● 30,000 m³ of municipal wastewater collected and treated daily. ● 1,250 m³ of trash removed from river banks. | 55.0 | 92% | 7.8 | |
| 498 | https://projects.worldbank.org/en/projects-operations/project-detail/P103063 | Greater Beirut Water Supply (P103063 FY11): increase the provision of potable water to the residents in the project area within the Greater Beirut region, including those in the low-income neighborhoods of Southern Beirut, and to strengthen the capacity of the Beirut Mount Lebanon Water Establishment in utility operations. | Lebanon | 29 | Water, Sanitation & Waste Management | <ul style="list-style-type: none"> ● 45 million of meters cubic of additional potable water distributed. ● 20,000 new piped household connections for poor households in Southern Beirut. ● 20,000 customers in Greater Beirut Mount Lebanon receiving 24/7 water supply. ● 2 transmission lines constructed. ● 395 kms of pipelines and 24 kms of tunnel constructed. | 200.0 | 78% | 151.5 | |
| 499 | https://projects.worldbank.org/en/projects-operations/project-detail/P125184 | Water Supply Augmentation Project (P125184 FY15): increase the volume of water available to the Greater Beirut and Mount Lebanon area. | Lebanon | 23 | Water, Sanitation & Waste Management | <ul style="list-style-type: none"> ● 1,600,000 project beneficiaries, 49% of which are female. ● Increase by 5.8 m³ in volume of water available for BMLWE (Beirut Mount Lebanon Water Establishment) distribution from Bisri dam. ● 12 MW of generation capacity of hydropower constructed or rehabilitated under the project. | 474.0 | 77% | 197.3 | |
| 500 | https://projects.worldbank.org/en/projects-operations/project-detail/P145578 | Oaxaca WSS Sector Modernization (P145578 FY14): support the improvement of the institutional framework of the water supply and sanitation sector of the State of Oaxaca, and to improve the quality and sustainability of water supply service in selected urban areas. | Mexico | 23 | Water, Sanitation & Waste Management | <ul style="list-style-type: none"> ● 650,000 people in urban areas provided with sustainable and improved water service quality. ● 19 water utilities that the Program is supporting. ● 18 selected water utilities with improved service continuity. | 55.0 | 100% | 14.1 | |
| 501 | https://projects.worldbank.org/en/projects-operations/project-detail/P122139 | Industrial Waste Management and Cleanup Project (P122139 FY13): reduce contamination of Montenegro's natural resources and public health risks of exposure to this contamination from selected industrial waste disposal sites. | Montenegro | 32 | Water, Sanitation & Waste Management | <ul style="list-style-type: none"> ● 24 ha of contaminated land managed or dump sites closed under the project. ● Reduced by 9 the pollution exposures paths by remediation measures. | 61.6 | 86% | 15.6 | |
| 502 | https://projects.worldbank.org/en/projects-operations/project-detail/P145529 | Rural Water Supply (P145529 FY14): provide access to safe and reliable drinking water supply for rural communities in targeted underserved areas in the Project area. | Morocco | 36 | Water, Sanitation & Waste Management | <ul style="list-style-type: none"> ● 1,061,200 people provided with access to improved water sources, 821,629 are in rural areas. ● 1,994 villages in rural areas provided with access to Improved Water Sources under the project. ● 2,937 km of access water pipes laid out or rehabilitated. ● 42,790 m³ of additional reservoir capacity. | 158.6 | 71% | 96.5 | |
| 503 | https://projects.worldbank.org/en/projects-operations/project-detail/P144539 | Integrated Disaster Risk Management and Resilience Program (P144539 FY16): improve the institutional framework to finance disaster risk reduction activities and strengthen financial resilience to natural disasters for targeted populations in the Program Area. | Morocco | 30 | Water, Sanitation & Waste Management | <ul style="list-style-type: none"> ● 5,850,000 people in the Program Area insured for bodily injury against catastrophic events. ● Catastrophic risk insurance legislative and regulatory framework adopted. | 200.0 | 100% | 159.0 | |

| # | Link to more information | Project Name (Number Year/s Loans Approved) and Description | Country | Project Life ^a | Sector | Target Results ^b | Committed US\$ mil ^c | IBRD share ^d | Allocated US\$ mil ^e | SDGs ^f |
|-----|---|---|-----------------|---------------------------|--------------------------------------|--|---------------------------------|-------------------------|---------------------------------|--------------------------|
| 504 | https://projects.worldbank.org/en/projects-operations/project-detail/P096481 | Municipal Services Improvement (P096481 FY09): improve transparency, financial sustainability and delivery of targeted municipal services in the participating municipalities. | North Macedonia | 23 | Water, Sanitation & Waste Management | <ul style="list-style-type: none">● 100% of participating municipalities that regularly publish benchmarks & sub-project progress information on their municipal or websites.● 86% of participating municipalities achieving increased revenue earnings and/or cost savings in completed sub-project.● 524,516 people in urban areas provided with access to regular solid waste collection.● 492,000 people benetited from improved local road infrastructure. | 71.8 | 100% | 65.2 | |
| 505 | https://projects.worldbank.org/en/projects-operations/project-detail/P164704 | Karachi Water and Sewerage Services Improvement Project (P164704 FY19): improve access to safe water services in Karachi and to increase Karachi Water & Sewerage Board's financial and operational performance. | Pakistan | 31 | Water, Sanitation & Waste Management | <ul style="list-style-type: none">● 2,000,000 persons provided with access to drinking water uncontaminated by fecal coliforms.● 100% coverage of Operation & Maintenance Costs.● 400,000 piped household water connections affected by rehabilitation works undertaken under the project.● Wastewater Tariff re-established.● 160 km of sewerage network rehabilitated.● 32,000,000 m³ of non revenue water reduced annually. | 40.0 | 40% | 1.1 | SDG 6 SDG 9 SDG 17 |
| 506 | https://projects.worldbank.org/en/projects-operations/project-detail/P157575 | Support for the National Indigenous Peoples Development Plan (P157575 FY18): strengthen the capacity of Indigenous Authorities and the Borrower to jointly plan and implement development investments for Indigenous Territories; and the delivery of selected public services in those Indigenous Territories, as identified in the National Indigenous Peoples Development Plan. | Panama | 31 | Water, Sanitation & Waste Management | <ul style="list-style-type: none">● 85% of water and sanitation systems within beneficiary Indigenous communities reported in the Information System on Rural Water and Sanitation as operational and sustainable.● 60% of patients provided treatment in accordance with intercultural care protocols for 4 risk areas within beneficiary areas.● 176 schools in Indigenous Territories implementing the new or expanded Intercultural Bilingual Education.● Presidential Decree drafted that establishes the National Indigenous People Roundtable as a permanent structure for dialogue and development planning.● 7 indigenous ethnicities that have intercultural health protocols established.● 3 regulations drafted and consulted for key Indigenous laws.● 150 trainings delivered to communities, service providers, and local authorities in water, sanitation, and hygiene.● 50,000 beneficiaries from infrastructure investments supported by the Project. | 80.0 | 94% | 2.0 | SDG 6 SDG 3 SDG 4 |
| 507 | https://projects.worldbank.org/en/projects-operations/project-detail/P117293 | Optimization of Lima Water and Sewerage Systems (P117293 FY11): improve efficiency, continuity and reliability of water supply and sanitation services in the Northern Area of Lima. | Peru | 35 | Water, Sanitation & Waste Management | <ul style="list-style-type: none">● 8 hours increased in the water services provided in the project area.● 33% decrease in the annual incidence of water pipe breakages per km of water supply network in the project area.● 27% decrease in the annual incidence of sewerage blockages per km of sewerage network in the project area.● 438,000 direct project beneficiaries, 222,504 of which are female.● 384 km of water pipes rehabilitated.● 246 km of sewerage pipes rehabilitated.● 69,444 piped household water connections that are benefiting from rehabilitation works. | 109.5 | 91% | 100.6 | |

| # | Link to more information | Project Name (Number Year/s Loans Approved) and Description | Country | Project Life ^a | Sector | Target Results ^b | Committed US\$ mil ^c | IBRD share ^d | Allocated US\$ mil ^e | SDGs ^f |
|-----|---|---|-------------|---------------------------|--------------------------------------|--|---------------------------------|-------------------------|---------------------------------|-------------------------|
| 508 | https://projects.worldbank.org/en/projects-operations/project-detail/P151851 | Integrated Water Resources Management in Ten Basins (P151851 FY17): strengthen the capacity of targeted water resources management related institutions to plan, monitor and manage water resources at the national level and in selected river basins in Peru. | Peru | 12 | Water, Sanitation & Waste Management | <ul style="list-style-type: none"> ● National Water Resources Information System fully integrated with monitoring systems, DSS tools and providing data and information products. ● Participatory groundwater management committees operational with management plans under implementation. ● 4 additional basin councils /committees with approved Integrated Water Resources Management plans and under implementation. ● 33 permanent water quality monitoring stations providing real-time data. | 40.0 | 45% | 11.2 | |
| 509 | https://projects.worldbank.org/en/projects-operations/project-detail/P157043 | Modernization of Water Supply and Sanitation Services (P157043 FY19): increase access to, and quality of, water and sanitation services in selected areas, and develop the Borrower's sectoral institutions and participating Public Utility management capacity to provide efficient water and sanitation services. | Peru | 24 | Water, Sanitation & Waste Management | <ul style="list-style-type: none"> ● 161,000 people provided with access to improved water sources. ● 93,000 people provided with access to improved sanitation services. ● Working ratio reduced by 6% in selected utilities. ● 6% of non-revenue water reduction achieved in selected utilities. ● 23,239 new piped household water connections. ● 19,418 new household sewerage connections. | 70.0 | 35% | 0.1 | SDG 6 SDG 1 SDG 5 |
| 510 | https://projects.worldbank.org/en/projects-operations/project-detail/P153814 | Metro Manila Flood Management Project (P153814 FY18): improve flood management in selected areas of Metro Manila. | Philippines | 39 | Water, Sanitation & Waste Management | <ul style="list-style-type: none"> ● 4,900 ha of flood-prone areas that are free of water within 24 hours after a major rainfall event. ● 1,700,000 direct project beneficiaries, 850,000 of which are female. ● 8,500 m³ of decreased solid wastes collected at targeted existing pumping stations. ● 36 existing pumping stations rehabilitated and 20 new pumping stations constructed and operational. ● 104 km of drainage waterways cleaned. | 207.6 | 42% | 6.0 | |
| 511 | https://projects.worldbank.org/en/projects-operations/project-detail/P147460 | ODRA-Vistula Flood Management Project (P147460 FY16): increase access to flood protection for people living in selected areas of the Odra River and the Upper Vistula River basins and to strengthen the institutional capacity of the Borrower to mitigate the impact of floods more effectively. | Poland | 40 | Water, Sanitation & Waste Management | <ul style="list-style-type: none"> ● 12,400,000 project beneficiaries. ● 81,626 ha of total area in the 1% flood plain benefiting from enhanced protection and operational forecasts. ● 2 flood Operation Centers established and functional. ● 237.74 km of enhanced protection in the Zachodniopomorskie Province, the Nysa Klodzka Valley, Sandomierz and Tarnobrzeg and San Sub-basin. | 504.0 | 38% | 92.1 | |
| 512 | https://projects.worldbank.org/en/projects-operations/project-detail/P093775 | Integrated Nutrient Pollution Control (P093775 FY08): support the Government of Romania towards meeting EU Nitrate Directive requirements at a national scale. | Romania | 20 | Water, Sanitation & Waste Management | <ul style="list-style-type: none"> ● At least 70% of targeted project areas show 10% reduction in nitrates discharged to water bodies. ● 51% increase in cropped area in the project communes under relevant nutrient reduction measures. ● 60% increase in households with access and connection to sewage system (in targeted villages receiving sewage investments). ● 30,000 land users adopting sustainable land mgt. practices and 38,000 ha where sustainable land management practices were adopted. | 118.2 | 94% | 75.9 | |

| # | Link to more information | Project Name (Number Year/s Loans Approved) and Description | Country | Project Life ^a | Sector | Target Results ^b | Committed US\$ mil ^c | IBRD share ^d | Allocated US\$ mil ^e | SDGs ^f |
|-----|---|--|--------------------|---------------------------|--------------------------------------|--|---------------------------------|-------------------------|---------------------------------|-------------------|
| 513 | https://projects.worldbank.org/en/projects-operations/project-detail/P127676 | Hydrometeorological Services Modernization (P127676 FY14): enhance capacity to deliver reliable and timely weather, hydrological and climate information. | Russian Federation | 18 | Water, Sanitation & Waste Management | <ul style="list-style-type: none"> • >70% accuracy of forecasts for the main administrative centers of Russia. • > 85-90% accuracy of seasonal river flow forecasts in Volga river basin reservoirs. • Increased number of sectoral data users data. | 60.0 | 43% | 42.9 | |
| 514 | https://projects.worldbank.org/en/projects-operations/project-detail/P148861 | Disaster Risk Management Development Policy Loan with CAT DDO (P148861 FY15): strengthen the Government of Seychelles' Disaster Risk Management policy and reform agenda and enhance its capacity to efficiently respond to disasters. | Seychelles | 28 | Water, Sanitation & Waste Management | <ul style="list-style-type: none"> • 5 districts have updated protocols for preparedness and response. • The DRDM (Division of Risk and Disaster Management) conducts 3 annual drills and exercises. • 2 Annual public DRM (disaster risk management) education and awareness campaigns are conducted. • At least 5 contingency plans have been updated and are officially approved. • A geospatial risk data sharing platform updated annually. | 7.0 | 100% | 7.0 | |
| 515 | https://projects.worldbank.org/en/projects-operations/project-detail/P122735 | Metro Colombo Urban Development Project (P122735 FY12): support the Borrower to reduce flooding in the catchment of the Colombo WaterBasin, and strengthen the capacity of local authorities in the Colombo Metropolitan Area (CMA) to rehabilitate, improve and maintain local infrastructure and services through selected demonstration investments. | Sri Lanka | 30 | Water, Sanitation & Waste Management | <ul style="list-style-type: none"> • Area under risk of flooding (50-year return period) in the project area reduced by 3 km2. • 20% increase in urban roads maintained by PLAs (Project local Authorities) that are in good and fair condition in the 4 PLAs. • 9.2 km of primary canals improved by the project. • 35 km of road/drainage built/rehabilitated based on prescribed standards. • Increase by 85 m3 in drainage capacity (gravity system). • 3 public spaces / parks upgraded and revitalized by the project. | 213.0 | 66% | 164.8 | |
| 516 | https://projects.worldbank.org/en/projects-operations/project-detail/P117082 | Northern Tunis Wastewater Project (P117082 FY10): provide an environmentally safe disposal system for the treated wastewater in the North of Tunis, and increase availability for its reuse in the Project Area. | Tunisia | 30 | Water, Sanitation & Waste Management | <ul style="list-style-type: none"> • 50,000 project beneficiaries, 50% of which are female. • 3,000,000 m³ of increased average annual volume of TWW (Treated Wastewater) made available to farmers, developers or municipalities in the vicinity of the project. • 12 km of pipe installed. | 57.4 | 89% | 47.0 | |
| 517 | https://projects.worldbank.org/en/projects-operations/project-detail/P132386 | Second Urban Infrastructure Project (P132386 FY14): improve the quality and efficiency of water, wastewater, and solid waste services in selected cities in Ukraine. | Ukraine | 23 | Water, Sanitation & Waste Management | <ul style="list-style-type: none"> • 3,200 tons per year BOD pollution loads removed by the treatment plant. • 33% decrease in energy used per m³ of wastewater treated as well as per m3 of water in utilities participating in the project. • 475,392 tons of GHG emissions reduced annually. • 550,000 piped household water connections affected by rehabilitation works. • 11 water utilities that the project is supporting. • 4,200,000 project beneficiaries, 50% of which are women. • 470 GWh of annual energy savings. • 210 GWh of annual electricity generation. | 292.1 | 86% | 88.0 | |
| 518 | https://projects.worldbank.org/en/projects-operations/project-detail/P127978 | Second Ho Chi Minh City Environment Sanitation Project (P127978 FY15): improve wastewater services in a sustainable manner in selected areas of Ho Chi Minh City (HCMC) and increase awareness on sanitation. | Vietnam | 38 | Water, Sanitation & Waste Management | <ul style="list-style-type: none"> • 3,883 tons per year of BOD pollution load removed by treatment plant. • 1,125,000 project beneficiaries, 50% of which are female. • 7,153 new household sewer connections constructed. • 3,318 poor people in the D2 (District 2 of Ho Chi Minh City) area connected to the sewerage network. | 250.0 | 51% | 39.2 | |

| # | Link to more information | Project Name (Number Year/s Loans Approved) and Description | Country | Project Life ^a | Sector | Target Results ^b | Committed US\$ mil ^c | IBRD share ^d | Allocated US\$ mil ^e | SDGs ^f |
|-----|---|--|---------|---------------------------|--------------------------------------|--|---------------------------------|-------------------------|---------------------------------|-------------------|
| 519 | https://projects.worldbank.org/en/projects-operations/project-detail/P152460 | Vinh Phuc Flood Risk and Water Management Project (P152460 FY16): strengthen flood risk management capacity and improve wastewater management in the central catchment of Vinh Phuc Province. | Vietnam | 35 | Water, Sanitation & Waste Management | <ul style="list-style-type: none">● 376,065 people provided with improved urban living conditions.● 225,130 people benefited from flood risk control.● 120,935 people provided with access to improved sanitation facilities.● 68% of surface area protected from a 10 year return period flood event (equivalent to 5,720 ha).● 4,338 new household sewers connected.● 38 Waste Water Treatment (WWT) Facilities constructed.● 258 tons per year of BOD pollution loads removed by the treatment plant.● 3,854,608 m³ of additional storage capacity of retention lakes. | 150.0 | 68% | 15.6 | |
| 520 | https://projects.worldbank.org/en/projects-operations/project-detail/P156143 | Coastal Cities Sustainable Environment Project (P156143 FY17): increase access to sanitation services and improve the operational performance of sanitation utilities in the Project Cities. | Vietnam | 39 | Water, Sanitation & Waste Management | <ul style="list-style-type: none">● 290,000 people benefiting from increased access to sanitation services and improved operation performance of sanitation utilities.● 256,000 people provided with access to sanitation through household connection to the sewer network.● Cost recovery level for drainage and wastewater services increased by 100%.● 287 km of primary, secondary and tertiary drainage and wastewater sewage system constructed.● 17 km of embankment and channel constructed/ improved.● 5 bridges constructed/ rehabilitated.● 8,257 tons of BOD pollution loads re moved by the treatment plants annually. | 46.0 | 17% | 3.9 | |

Notes:
Amounts may not add up due to rounding.



- /a** Project Life generally indicates the financial life of the project, intended as the sum of the project's loan term and its grace period.
- /b** Target results are expected results based on estimates developed at the time of project approval and expected to materialize at the end of the project implementation period (5 years in most cases). The indicators shown are normally a subset of the development impacts contained in project documentation available in the World Bank project website ([http:// www.worldbank.org/projects](http://www.worldbank.org/projects)). Results reported are based on the entire project, with the percent shown next to the loan amount corresponding to the proportion of the total financing that is financed by World Bank loans. Actual impacts may be different from these estimates and do not represent the actual results in a specific year. Quantitative estimates are intended to be indicative of the scale of impacts and qualitative results aim to inform about the nature of changes that will be achieved as a result of projects once they are completed and at full capacity.
- /c** The committed amount is the World Bank loan net of cancellations reported in equivalent US\$ millions. Loans denominated in other currencies are converted to US\$ equivalents using the exchange rate as of the month end prior to the negotiation date. Similarly, cancellations of loans denominated in other currencies are converted to US\$ equivalents using the exchange rate on the value date of the cancellation.
- /d** The percentage shows the share of the total financing that is provided by World Bank loans. When a project is co-financed, this share could be used to apportion total results to the World Bank.
- /e** The allocated amount is the amount of World Bank bond proceeds allocated to support the financing of disbursements to eligible projects reported in equivalent US\$ millions. Disbursements of loans denominated in other currencies are converted to US\$ equivalents using the exchange rate on the value date of the transactions under the loan.
- /f** The SDGs noted in the table represent the first three SDGs according to highest frequency of mapping the SDGs to the 100 projects added to the SDB project portfolio in FY20. A more detailed mapping is available in the “Project-Level Mapping of the FY20 World Bank Portfolio to the SDGs” also in the Project-by-Project Reporting section of this document, developed in collaboration with SEI. The selected SDGs are only indicative of how the project contributes to the SDGs and are not meant to provide an exhaustive explanation of the broader impact that a project may have on other SDGs.

* Discrepancies between committed and allocated amounts may be due to the different exchange rates used to convert loans denominated in other currencies to US\$ equivalents.

World Bank (IBRD) Sustainable Development Bonds Impact Report FY20 | Closed Projects Tables

| # | Link to more information | Project Name (Number Year/s Loans Approved) and Description | Country | Project Life ^a | WB Sector | Results ^b | Committed US\$ mil ^c | IBRD share ^d | Allocated US\$ mil ^e |
|---|---|--|------------|---------------------------|---------------------------------|--|---------------------------------|-------------------------|---------------------------------|
| 1 | https://projects.worldbank.org/en/projects-operations/project-detail/P127759 | Irrigation System Enhancement Project (P127759 FY13) : reduce the amount of energy used and to improve the irrigation conveyance efficiency in targeted irrigation schemes; and to improve the availability and reliability of important sector data and information for decision makers and other stakeholders. | Armenia | 41 | Agriculture, Fishing & Forestry | <ul style="list-style-type: none">● 3.7 GWh of energy saved annually in operating the irrigation system.● 21 m³ of water losses reduced in rehabilitated canals.● 57 km of outlet canals receiving water from pumping stations that have been rehabilitated.● 9,537 ha of area provided with irrigation and drainage services.● 8,286 water users provided with improved irrigation and drainage services.● 228 Water Users Associations' staff trained. Updated for actual results at project completion. | 31.7 | 85% | 31.7 |
| 2 | https://projects.worldbank.org/en/projects-operations/project-detail/P121289 | Ningxia Desertification Control and Ecological Protection Project (P121289 FY12) : control desertification and degradation and protect key farmland and infrastructure in strategically selected locations in Ningxia Hui Autonomous Region. | China | 30 | Agriculture, Fishing & Forestry | <ul style="list-style-type: none">● 32,351 ha restored or re/ afforested.● 3,396 metric tons of soil loss caused by wind erosion, avoided every year Update for actual results at project completion. | 80.0 | 70% | 68.8 |
| 3 | https://projects.worldbank.org/en/projects-operations/project-detail/P121414 | Sichuan Wudu Irrigated Agriculture Development Project (P121414 FY12) : increase the command area for irrigation in the project area; increase bulk water supply capacity for small rural communities and industries in the project area; introduce community-based participatory approach in the management of water facilities and infrastructure in the demonstration areas. | China | 31 | Agriculture, Fishing & Forestry | <ul style="list-style-type: none">● 929,600 mu (61,973 ha) of increased command area for irrigation.● 13,752 m³ of increased annual industrial and domestic water supply capacity annually.● 1,200,000 of farmers that would be benefitting from the increased command area for irrigation. Updated for actual results at project completion. | 100.0 | 15% | 100.0 |
| 4 | https://projects.worldbank.org/en/projects-operations/project-detail/P105311 | West Bengal Accelerated Development of Minor Irrigation (P105311 FY12) : enhance agricultural production of small and marginal farmers in the project area. | India | 23 | Agriculture, Fishing & Forestry | <ul style="list-style-type: none">● 282% in ratio between post to pre-project values.● 2,277 operational water user associations created and/or strengthened.● 111,203 water users provided with new/improved irrigation and drainage services.● 67,594 ha provided with new/improved irrigation or drainage services.● 30% of area diversified to less water intensive cash crops.● 192% of cropping intensity in areas provided with new/improved irrigation services. Updated for actual results at project completion. | 20.2 | 42% | 20.2 |
| 5 | https://projects.worldbank.org/en/projects-operations/project-detail/P107473 | Montenegro Institutional Development and Agriculture Strengthening (P107473 FY09) : improve delivery of government assistance for sustainable agriculture and rural development in a manner consistent with the EU's pre-accession requirements; to increase the experience of Montenegrin authorities in administering rural development grants in accordance with EU-IPARD core rules, and to support a selected number of agricultural holdings and food establishments in upgrading towards EU standards. | Montenegro | 20 | Agriculture, Fishing & Forestry | <ul style="list-style-type: none">● 224 additional agro-processors compliant toward EU food safety/hygiene regulations.● 278 agricultural households adopted agro-environmental measures.● 1,511 clients have adopted an improved agricultural technology.● EUR6,502,733 of grant fund disbursed.● 6,337 project beneficiaries.● 2,142 ha where sustainable land management practices were adopted.● 6,678 client days of training provided. Updated for actual results at project completion. | 18.8 | 96% | 17.3 |

| # | Link to more information | Project Name (Number Year/s Loans Approved) and Description | Country | Project Life ^a | WB Sector | Results ^b | Committed US\$ mil ^c | IBRD share ^d | Allocated US\$ mil ^e |
|----|---|---|------------|---------------------------|----------------------|---|---------------------------------|-------------------------|---------------------------------|
| 6 | https://projects.worldbank.org/en/projects-operations/project-detail/P126372 | Recife Swap Education and Public Management (P126372 FY12): expand coverage of improved early child education (ECE), reduce age-grade distortion of students enrolled in the Borrowers accelerated learning program, maintain lower dropout rates in full-time schools relative to the municipality average, and improve municipal public management, all within the Borrower's territory. | Brazil | 32 | Education | <ul style="list-style-type: none"> ● 7,985 additional children enrolled in rehabilitated and newly built/equipped Early Childhood Education centers. ● 61% increase in teachers in rehabilitated Early Childhood Education centers who regularly participate in competency based in-service training. ● 91,732 project beneficiaries. ● 757 Early Childhood Education centers rehabilitated and 8 built and equipped. Updated for actual results at project completion. | 130.0 | 14% | 112.3 |
| 7 | https://projects.worldbank.org/en/projects-operations/project-detail/P147367 | Xinjiang Technical and Vocational Education and Training Project (P147367 FY15): improve the quality and relevance of project schools to produce students' skills that respond to the labor market demand in Xinjiang. | China | 35 | Education | <ul style="list-style-type: none"> ● 88% of graduates finding employment within 6 months. ● 71.7% of graduates obtaining both skills certificate and diploma. ● Starting salary of graduates increased to 2,860 CYN Yuan. ● 1,510 enterprises having cooperated with schools based on the agreement. ● 3,230 graduates working in enterprises with which school cooperated. ● 4,264 managers and teachers trained domestically and internationally. ● 111,320 m² of new construction area. Project Completed. | 50.0 | 49% | 43.0 |
| 8 | https://projects.worldbank.org/en/projects-operations/project-detail/P123146 | Higher Education (P123146 FY13): improve access and quality, to increase investments in innovation and scientific and technological development, as well as to upgrade institutional management, all in Costa Rica's public higher education system. | Costa Rica | 35 | Education | <ul style="list-style-type: none"> ● 106,884 under-graduate students enrolled in university in the four universities participating in the Project. ● 7,117 post-graduate students enrolled in university. ● 140 officially accredited programs in public higher education. ● 110,416 direct project beneficiaries. Updated for actual results at project completion | 200.0 | 79% | 200.0 |
| 9 | https://projects.worldbank.org/en/projects-operations/project-detail/P125022 | Beijing Rooftop Solar Photovoltaic Scale-Up (Sunshine Schools) Project (P125022 FY13): increase electricity generated from distributed solar photovoltaic systems, and demonstrate the viability of the renewable energy service company model for scaling up the deployment of such systems, in various sectors in Beijing Municipality. | China | 20 | Energy & Extractives | <ul style="list-style-type: none"> ● 111,510 MWh of annual energy produced. ● 102 MW of renewable capacity added. ● 87,992 tons of CO₂ eq. reduced annually. ● 5 sectors in which renewable energy service contracts have been signed: the installation capacity by sector is as follows: industry (40 MW), schools (30 MW), commerce and infrastructure (18.4 MW), logistics (10 MW), and agriculture (3.6 MW). ● 560,000 people provided with access to electricity generated in education establishment Updated for actual results at project completion. | 83.5 | 50% | 83.5 |
| 10 | https://projects.worldbank.org/en/projects-operations/project-detail/P159669 | Second Programmatic Electricity Distribution Reform DPL for Rajasthan (P159669 FY19): support the turnaround of the electricity distribution sector in Rajasthan, by strengthening the governance framework, enhancing policies to restructure its finances, and improving its operational performance. | India | 24 | Energy & Extractives | <ul style="list-style-type: none"> ● Incentive for performance in FY19 disbursed. ● Availability of audited annual accounts within 6 months of end of FY i.e. no delay. ● 75% of outstanding debt (as on September 30, 2015) of DISCOMs taken over by GoR. ● Aggregate Technical and Commercial (AT&C) losses decreased to 17%. ● 16,000,000 LED lamps distributed. ● 100% of consumers put on unified billing system. ● 25 villages remaining to be electrified. ● 750,000 unelectrified households in State. Project Completed. | 250.0 | 100% | 250.0 |

| # | Link to more information | Project Name (Number Year/s Loans Approved) and Description | Country | Project Life ^a | WB Sector | Results ^b | Committed US\$ mil ^c | IBRD share ^d | Allocated US\$ mil ^e |
|----|--|--|-----------|---------------------------|----------------------|---|---------------------------------|-------------------------|---------------------------------|
| 11 | https://projects.worldbank.org/en/projects-operations/project-detail/P123994 | Second Power Transmission Development Project (P123994 FY14) : meet growing electricity demand in the Project area through strengthening and expanding the capacity of the power transmission networks in a sustainable manner. | Indonesia | 29 | Energy & Extractives | ● 6,000 GWh of additional electricity sales in project areas. Project Completed. | 137.6 | 94% | 102.9 |
| 12 | https://projects.worldbank.org/en/projects-operations/project-detail/P117323 | Power Transmission Development Project (P117323 FY11) : assist PLN to meet growing electricity demand, improve the reliability of electricity supply, strengthen the power transmission system, and support the preparation of hydropower projects. | Indonesia | 34 | Energy & Extractives | ● 180,382 GWh of electricity sales in the project areas in Java. ● 36,294 GWh of electricity sales in the project areas in south-central Sumatra. ● 124 hydropower projects prepared. ● 2,940 MVA of incremental capacity of 150/20 kV Substations and 2,000 MVA of 500/150 kV Substations expanded and constructed in Java. ● 1,200 MVA of incremental capacity of 150/20 kV Substations and 2,000 MVA of 275/150 kV Substations upgraded and expanded in Sumatra. Updated for actual results at project completion. | 182.1 | 89% | 182.1 |
| 13 | https://projects.worldbank.org/en/projects-operations/project-detail/P154805 | Power Distribution Development Program-for-Results (P154805 FY16) : increase access to electricity services and to improve the efficiency and reliability of their delivery in selected areas of Indonesia. | Indonesia | 25 | Energy & Extractives | ● 14,980,000 people provided with access to electricity by household connections. ● 8% of electricity losses in the project area annually. ● 11 interruptions per customer per year. ● 114,929 km of distribution lines constructed or rehabilitated. ● 11,060,000 KVA of distribution transformer capacity. Updated for actual results at project completion. | 500.0 | 34% | 500.0 |
| 14 | https://projects.worldbank.org/en/projects-operations/project-detail/P132443  | District Heating Efficiency Improvement Project (P132443 FY15) : contribute to improved operational efficiency and financial viability of the District Heating company and to improve quality and reliability of heating services delivered to the population of Chisinau. | Moldova | 30 | Energy & Extractives | ● 96,700 MWh of annual energy savings. ● 22,800 tons of CO ₂ eq. reduced annually. ● 34% reduction in heating system breakdowns by year 5. ● 109,000 people with access to more energy efficient cooking and heating. ● 320,109,612 MJ annual fuel savings. Project Completed. | 40.5 | 66% | 40.3 |
| 15 | https://projects.worldbank.org/en/projects-operations/project-detail/P152018 | Floods Emergency Recovery Project (P152018 FY15) : help restore power system capability to reliably meet domestic demand; protect livelihoods of farmers in the flood affected areas; protect people and assets from floods; and improve the Borrower's capacity to respond effectively to disasters. | Serbia | 39 | Energy & Extractives | ● 21,635 GW of available power supplies restored to pre-flood levels through additional domestic generation/imports. ● 25,041 ha of agricultural land receiving improved flood protection. ● 24,944 households receiving improved flood protection. ● 101,839 farms benefiting from Government support in the affected areas. ● 362,244 project beneficiaries. ● 71 km of flood protection reconstruction / rehabilitation works. Updated for actual results at project completion. | 289.5 | 100% | 238.9 |
| 16 | https://projects.worldbank.org/en/projects-operations/project-detail/P122178  | SME Energy Efficiency Project (P122178 FY13) : improve the efficiency of energy use in small and medium enterprises, by scaling-up commercial bank lending for energy efficiency investments. The global environmental objective is to reduce Greenhouse Gas emissions through the removal of barriers to energy efficiency financing in the small and medium enterprises sector. | Turkey | 20 | Energy & Extractives | ● 10,730,743 MWh of projected lifetime energy savings. ● 397,796 tons of CO ₂ eq. avoided annually. ● 325 Energy Efficiency loans given, 110 of which using alternative business models. ● 201 active loan accounts - SME. ● 5% of active loans to women-owned businesses. Updated for actual results at project completion. | 201.0 | 67% | 201.0 |

| # | Link to more information | Project Name (Number Year/s Loans Approved) and Description | Country | Project Life ^a | WB Sector | Results ^b | Committed US\$ mil ^c | IBRD share ^d | Allocated US\$ mil ^e |
|----|---|--|-------------------------|---------------------------|----------------------|--|---------------------------------|-------------------------|---------------------------------|
| 17 | https://projects.worldbank.org/en/projects-operations/project-detail/P084773 | Trung Son Hydropower (P084773 FY11): supply least-cost electric power in a safe and environmentally and socially sustainable way. | Vietnam | 28 | Energy & Extractives | <ul style="list-style-type: none"> ● 1,019 GWh of electric energy and peaking capacity provided. ● 100% of dam and appurtenant structures, access road and bridges, power supply lines and 220kV power evacuation transmission line constructed. ● 90% of environment management plan completed and successful in reducing impacts. Updated for actual results at project completion. | 291.0 | 80% | 291.0 |
| 18 | https://projects.worldbank.org/en/projects-operations/project-detail/P154219 | Deposit Insurance Strengthening Project (P154219 FY16): strengthen the financial and institutional capacity of the Bulgarian Deposit Insurance Fund(BDIF) so as to enable it to meet its deposit insurance and bank resolution obligations. | Bulgaria | 17 | Financial Sector | <ul style="list-style-type: none"> ● US\$270,000,000 of premium collected by banks. ● US\$236,330,000 of recoveries from bankrupt banks. ● US\$330,000,000 of long-term loans or back-stop funding facility mobilized by BDIF (Bulgarian Deposit Insurance Fund). Updated for actual results at project completion. | 327.5 | 100% | 319.7 |
| 19 | https://projects.worldbank.org/en/projects-operations/project-detail/P146244 | Promoting Innovation for Inclusive Financial Access (P146244 FY14): expand access to finance for MSEs in Egypt, using innovative financing mechanisms, with a special focus on youth and women, as well as underserved regions. | Egypt, Arab Republic of | 36 | Financial Sector | <ul style="list-style-type: none"> ● 174,488 project beneficiaries. ● 73,856 women served through the line of credit. ● 3 innovative financial products offered to MSEs. ● 44% of youth-owned businesses served by the line of credit. ● 42% of women-owned businesses served by the line of credit. ● 71,400,240 person days of employment created. ● 167,677 enterprise microfinance clients and 6,911 small enterprise clients. Updated for actual results at project completion. | 300.0 | 100% | 300.0 |
| 20 | https://projects.worldbank.org/en/projects-operations/project-detail/P167674 | Financial Inclusion DPF (P167674 FY19): support the government's efforts to increase financial inclusion. | Mexico | 21 | Financial Sector | <ul style="list-style-type: none"> ● 200,000 payments done using CoDi (a new electronic payment platform). ● 5 applications for the establishment of regulatory sandboxes. ● 80% of beneficiaries receiving social transfers via Banco del Bienestar through open loop accounts. ● 32 authorization applications formally submitted to the CNBV (National Banking and Securities Commission) from ITFs (Fintech Institutions - crowdfunding institutions and Electronic Payments Institutions) and 8 of such applications approved. Project Completed. | 500.0 | 100% | 500.0 |
| 21 | https://projects.worldbank.org/en/projects-operations/project-detail/P157691 | Micro, Small & Medium Enterprise and Large Enterprise Supply Chain Finance (P157691 FY16): improve access to finance for micro, small and medium enterprises, and longer term finance to large enterprises involved in domestic supply chains. | Turkey | 24 | Financial Sector | <ul style="list-style-type: none"> ● 268 MSME beneficiaries financed under the project. ● US\$200,000,000 volume of support. ● 26 large enterprises beneficiaries financed under the project. Updated for actual results at project completion. | 200.0 | 100% | 200.0 |
| 22 | https://projects.worldbank.org/en/projects-operations/project-detail/P106735 | Provincial Public Health Insurance Development Project (P106735 FY11): increase utilization and quality of key health services for the uninsured target population; and improve institutional management by strengthening the incentives for results in Participating Provinces and among Authorized Providers. | Argentina | 40 | Health | <ul style="list-style-type: none"> ● 50% of eligible children, youths and women with effective coverage. ● 37% of eligible pregnant women receiving prenatal check-ups before the 13th week. ● 64% of eligible children under 10 years of age receiving complete health check-ups according to protocol. ● 22% of eligible women between 25 and 64 years of age with regular cervical cancer screening. ● 10% of eligible men have effective coverage. ● 16% of eligible indigenous population have effective coverage. ● 23,491 institutional staff trained in the provinces. ● 70% of health facilities billing regularly on line. Updated for actual results at project completion. | 600.0 | 100% | 600.0 |

| # | Link to more information | Project Name (Number Year/s Loans Approved) and Description | Country | Project Life ^a | WB Sector | Results ^b | Committed US\$ mil ^c | IBRD share ^d | Allocated US\$ mil ^e |
|----|---|---|-----------|---------------------------|----------------------------|--|---------------------------------|-------------------------|---------------------------------|
| 23 | https://projects.worldbank.org/en/projects-operations/project-detail/P144871 | Health System Quality and Efficiency Improvement (P144871 FY14): improving the health care delivery system in order to provide more equitable quality and sustainable health services to the population; rationalizing the hospital network in order to streamline health care services to the population; strengthening Government's capacity to develop and monitor effective health sector policies in the area of health financing, resource allocation, and provider payments; and promoting effective public health interventions. | Croatia | 24 | Health | <ul style="list-style-type: none"> ● 100% of acute hospitals meeting mandatory quality standards. ● 99% of Primary Health Care group practices achieving performance indicators and accessing to payment incentives. ● 19 counties implementing specialized services on palliative care. ● 70% of primary care doctors working in group practices. ● 44% of total public spending per fiscal year on medical consumables, drugs and devices for hospital. ● 137 proposals for EU structural funds accepted. Updated for actual results at project completion. | 88.4 | 100% | 72.7 |
| 24 | https://projects.worldbank.org/en/projects-operations/project-detail/P106752 | Uleashing Productive Innovation Project (P106752 FY09): expand the Borrower's capacity to generate productiveinnovation in knowledge-based areas by facilitating the creation of new knowledge-basedcompanies; developing specialized human capital; supporting productive researchinnovation activities and their technology commercialization in the areas of biotechnology,nanotechnology and information and communication technology; upgrading the researchinfrastructure in the areas of science, technology and productive innovation; and strengtheningthe policy framework governing science, technology, and productive innovation. | Argentina | 40 | Industry, Trade & Services | <ul style="list-style-type: none"> ● 47% increase in firms, labs and/or research consortia supported by the project that introduced to existing or new markets new/improved products/protocols/services. ● 65 additional technology based start-ups formally registered as companies. ● 18 universities that successfully established norms on intellectual property rights according to international best practices. ● 6 strenghtened or established graduate programs for technology brokers. ● 49 upgraded research laboratories and technology centers. Updated for actual results at project completion. | 182.8 | 85% | 182.8 |
| 25 | https://projects.worldbank.org/en/projects-operations/project-detail/P167889 | First Inclusive Growth Programmatic Development Policy Financing (P167889 FY19): strenghten the foundations for private sector-led growth, and the social safety net and enhancing fiscal equity. | Argentina | 41 | Industry, Trade & Services | <ul style="list-style-type: none"> ● 8 anti-competitive practices resolved through sanctions or corrective measures by the new competition authority. ● 50% of commercial companies registered as simplified corporations. ● 59% of firms that issue securities that are using the streamlined multiple issuance pre-authorization. ● 8 integrity plans registered in the Government procurement platforms for goods, services, and public works. ● 27% of beneficiaries of social programs that receive social tariffs. ● 10 social programs included in the Single Window system. ● 20 provinces actively implementing the new UHC system. Project Completed. | 500.0 | 100% | 500.0 |
| 26 | https://projects.worldbank.org/en/projects-operations/project-detail/P120139 | Pernambuco Rural Economic Inclusion (P120139 FY12): promote rural business initiatives and expansion of rural access to water and other complementary infrastructure by supporting the Borrower's Results Management Framework. | Brazil | 35 | Industry, Trade & Services | <ul style="list-style-type: none"> ● 75% of beneficiary RPOs (Rural Producer Organizations) successfully inserted into LPAs (Local Productive Alliances). ● 20% increase in real gross sales value for beneficiary RPOs. ● 60% beneficiary RPOs selling products to institutional or private markets after subproject conclusion. ● 25,430 rural households with access to improved water sources. ● 1,845 rural households with access to improved sanitation services. Project Completed. | 75.0 | 74% | 63.6 |
| 27 | https://projects.worldbank.org/en/projects-operations/project-detail/P154672 | Hebei Air Pollution Prevention and Control Program (P154672 FY16): reduce emissions of specific air pollutants in the key sectors in Hebei. | China | 24 | Industry, Trade & Services | <ul style="list-style-type: none"> ● 454,000 tons of SO² emissions from enterprises included in the CEM (Continuous Emission Monitoring System) reduced. ● 331,100 tons of NOx emissions from enterprises included in the CEM reduced. ● 3,269 tons of PM2.5 emission reduction achieved by replacing 800,000 stoves. ● 51,272 tons of NOx emission reduction from the transport sector. ● 1,221,500 clean stoves installed. ● 4,632 Clean Energy Buses replacing diesel buses. Updated for actual results at project completion. | 500.0 | 52% | 500.0 |

| # | Link to more information | Project Name (Number Year/s Loans Approved) and Description | Country | Project Life ^a | WB Sector | Results ^b | Committed US\$ mil ^c | IBRD share ^d | Allocated US\$ mil ^e |
|----|---|---|--------------------|---------------------------|----------------------------|---|---------------------------------|-------------------------|---------------------------------|
| 28 | https://projects.worldbank.org/en/projects-operations/project-detail/P127308 | Second Sciences & Technology Project (P127308 FY13) : support Croatia to absorb EU Funds in the research and innovation sector by capacitating selected public sector organizations and stimulating the demand for those funds from the business and scientific communities. | Croatia | 14 | Industry, Trade & Services | <ul style="list-style-type: none">● Adoption of the Strategy on Education, Science and Technology is adopted; approval of the Smart Specialization Strategy; update of the National Research Infrastructure Roadmap.● 6 project proposals prepared for submission to EU Funds. Updated for actual results at project completion. | 26.2 | 83% | 23.6 |
| 29 | https://projects.worldbank.org/en/projects-operations/project-detail/P160570 | Grain Storage and Information for Agricultural Competitiveness (P160570 FY17) : improve access to grain storage and information for agricultural producers in Mexico. | Mexico | 27 | Industry, Trade & Services | <ul style="list-style-type: none">● 1,422 beneficiaries using project supported grain storage facilities.● 71% of grain sold from project supported storage facilities.● 10,000 metric tons of grains stored by project supported storage facilities. Updated for actual results at project completion. | 4.5 | 62% | 4.5 |
| 30 | https://projects.worldbank.org/en/projects-operations/project-detail/P171851 | Public Finance and Competitiveness DPL - North Macedonia Public Finance and Competitiveness (P171851 FY20) : strengthen public finances, improve market competition, and reduce the regulatory burden in North Macedonia. | North Macedonia | 16 | Industry, Trade & Services | <ul style="list-style-type: none">● Overall PAYG pension deficit reduced to 4.45% of GDP.● Social assistance coverage of the bottom quintile, total and female-led households increased, respectively, to 50% and 40%.● General government arrears reduced below 2.7% of GDP.● Personal income tax revenues increased to 2.7% of GDP.● Share of fossil fuel consumption subject to excise taxation increased to 92.9%.● 100% of electricity consumers able to choose an electricity supplier at the open market. Project Completed. | 139.3 | 100% | 139.0 |
| 31 | https://projects.worldbank.org/en/projects-operations/project-detail/P069063 | St. Petersburg Economic Development (P069063 FY03) : develop a policy and regulatory environment conducive to the expansion of private sector enterprises, to promote larger and more efficient private market for land and real estate, to improve city fiscal management capacity, to help city to preserve its comparative advantage in culture and the arts. | Russian Federation | 22 | Industry, Trade & Services | <ul style="list-style-type: none">● 141,871 new SMEs registered in St. Petersburg.● 115,379 private transactions for land and real estate.● 9 cultural institutions' sites rehabilitated. Project Completed. | 98.8 | 67% | 98.8 |
| 32 | https://projects.worldbank.org/en/projects-operations/project-detail/P161483 | Investment, Competitiveness and Inclusion Project (P161483 FY18) : help Tunisia boost job creation and inclusive growth. | Tunisia | 33 | Industry, Trade & Services | <ul style="list-style-type: none">● 27 investment entry authorizations eliminated or simplified.● “Foreign Trade Certificate”, “Merchandise Loading Certificate”, and “Notice of Arrival of Imported Merchandise” trade procedures are dematerialized.● Average time to issue the “Foreign Trade Certificate” reduced to 3 days.● E-registry for movable collateral is established and operational .● TND500,000,000 of SME loans guaranteed by Sotugar.● Total bills collected increased to 82%.● 300 MW of solar power capacity of private sector owned projects selected under the concession scheme.● TND1,175,000,000 microcredits disbursed towards income generating activities. Project Completed. | 500.0 | 100% | 484.5 |

| # | Link to more information | Project Name (Number Year/s Loans Approved) and Description | Country | Project Life ^a | WB Sector | Results ^b | Committed US\$ mil ^c | IBRD share ^d | Allocated US\$ mil ^e |
|----|---|---|-------------------------|---------------------------|-----------------------|---|---------------------------------|-------------------------|---------------------------------|
| 33 | https://projects.worldbank.org/en/projects-operations/project-detail/P126343 | SWAp for Parana Multi-sector Development Project (P126343 FY13) : increase the survival rate in the final cycle of fundamental education; improve maternal and emergency health care services; promote business initiatives and improve natural resources management in rural areas; and contribute to building capacity in public administration, and environmental and disaster risk management. | Brazil | 20 | Public Administration | <ul style="list-style-type: none"> ● 87% of survival rate in the final cycle of fundamental education in state cchools. ● Maternal mortality ratio decreased from 65% to 43%. ● 728,000 ha of supported by the Micro-catchment Action Plans' interventions. ● 24% of producer groups supported through the project with improved access and integration to output markets. ● 75,784 farmers trained or receiving technical assistance. ● 3,338 people in rural areas provided with access to improved water sources. ● 466 state schools rehabilitated and/or expanded. Updated for actual results at project completion. | 333.6 | 49% | 333.6 |
| 34 | https://projects.worldbank.org/en/projects-operations/project-detail/P162858 | Second Fiscal Sustainability, Competitiveness, and Migration DPF (P162858 FY19) : support fiscal sustainability measures, foster productivity and growth in non-extractive sectors by strengthening the policy framework for trade facilitation, business regulation, innovation and green growth; and support regularization and integration of migrants. | Colombia | 38 | Public Administration | <ul style="list-style-type: none"> ● Central government personnel expenditures and general operating expenditures reduced to 2.8% of GDP. ● 420,000 new income taxpayers. ● Customs clearance import times (average across all modes of transport) reduced to 20 hours. ● 7 firms applying to the leniency program and collaborating with the competition authority in antitrust investigation. ● 12,000 firms registered online through the new electronic single window. ● 50 regulations simplified or eliminated. ● 280,000 Venezuelan migrants on the RAMV (Registro Administrativo de Venezolanos) as at June 8, 2018 that have been issued with a PEP (Special Permanence Permit). ● 50,000 migrants from Venezuela receiving services from the National Employment Agency. Project Completed. | 718.5 | 96% | 718.5 |
| 35 | https://projects.worldbank.org/en/projects-operations/project-detail/P168630 | Private Sector Development for Inclusive Growth Development Policy Financing (P168630 FY19) : enable financial inclusion, private sector development and strengthening fiscal management for inclusive growth in Egypt. | Egypt, Arab Republic of | 40 | Public Administration | <ul style="list-style-type: none"> ● 600,000 microfinance beneficiaries using mobile payment or e-payment. ● 20,000 published collateral registrations used by MSME, corporate, individual debtors and syndicated loans. ● 12,000 new coded investors. ● 3 days needed to start a business. ● 20% increase in the number of SMEs participating in public tenders and/or being awarded contracts. ● 30,000 companies filing annual income tax returns electronically. ● Reduction in energy subsidies as a percentage of GDP from 3.8% in FY17/18 to 2.5% by June 2020. ● An updated expanded medium-term debt management strategy will be published. Project Completed. | 1000.0 | 100% | 1000.0 |
| 36 | https://projects.worldbank.org/en/projects-operations/project-detail/P164201 | Second Fiscal Consolidation and Inclusive Growth Development Policy Financing (P164201 FY19) : support Government's efforts in strengthening fiscal sustainability and efficiency in public sector management; enhancing competitiveness; and protecting the poor. | Gabon | 25 | Public Administration | Project documentation not available. Project Completed. | 200.0 | 100% | 198.9 |


| # | Link to more information | Project Name (Number Year/s Loans Approved) and Description | Country | Project Life ^a | WB Sector | Results ^b | Committed US\$ mil ^c | IBRD share ^d | Allocated US\$ mil ^e |
|----|---|--|-----------|---------------------------|-----------------------|---|---------------------------------|-------------------------|---------------------------------|
| 37 | https://projects.worldbank.org/en/projects-operations/project-detail/P160667 | First Improved Governance of Public Resources and Nutrition (P160667 FY17) : enhance the policy and institutional framework to address primary health care deficiencies and chronic malnutrition; and strengthen the regulatory and institutional framework to improve governance of public resources and accountability. | Guatemala | 27 | Public Administration | <ul style="list-style-type: none"> ● 80% of children 12 months old in the areas prioritized by the National Strategy to reduce chronic malnutrition receiving the complete vaccination scheme required for their age. ● 50% of 0-2 children in priority municipalities that complete the full cycle of nutrition verification. ● Estimated VAT non-compliance level (as share of potential VAT revenue) reduced to 29%. ● 52% of public procurement executed through competitive processes in total value of executed public procurement. ● 95% of public employees of the Executive who are paid through the unified payroll system (Guatenóminas) with updated and verified profiles and certified identity. Project Completed. | 250.0 | 100% | 250.0 |
| 38 | https://projects.worldbank.org/en/projects-operations/project-detail/P128832 | Village Innovation Program (P128832 FY13) : improve participating village capacity to develop quality village development and implementation plans. | Indonesia | 34 | Public Administration | <ul style="list-style-type: none"> ● 15,644 villages benefiting from technical services. ● 68% of villages with development plans that reflect local development priorities. ● 82% of villages with quality technical implementation plans. Updated for actual results at project completion. | 650.0 | 14% | 634.1 |
| 39 | https://projects.worldbank.org/en/projects-operations/project-detail/P167297 | Third Fiscal Reform Development Policy Financing (P167297 FY19) : support fiscal sector reforms that will assist the Government of Indonesia in achieving its medium-term economic development and poverty reduction goals. | Indonesia | 19 | Public Administration | <ul style="list-style-type: none"> ● 93,000,000 of PBI-JKN subsidized health insurance premium recipients. ● Time taken for central government monthly budget realization data to be publicly available reduced to an average of 15 days after the end of the month. ● Regulatory framework for Availability Payment Contracts for infrastructure projects with the private sector enabled. ● More than 17% of the Ministry of Public Works and Housing total budget delivered through multiyear contracts. ● 6% of ministries and agencies covered by disaster risk insurance (out of 87). ● 10 districts and provinces piloting the new chart of accounts during the 2021 budget preparation (out of 542). ● 90% of monthly VAT returns filed electronically. Project Completed. | 1000.0* | 100% | 1020.1* |
| 40 | https://projects.worldbank.org/en/projects-operations/project-detail/P121492 | Enhanced Public Sector Efficiency Technical Assistance Loan (P121492 FY11) : assist public agencies of the Borrower in producing, using and disseminating timely and quality performance information, thereby allowing a more efficient, transparent and accountable use of the Borrowers public budget funds. | Panama | 29 | Public Administration | <ul style="list-style-type: none"> ● The government prepares through ISTMO (Panama's Integrated Financial Management System) and publishes within 6 months after the end of the fiscal year consolidated financial statements of the Central Government. ● 100% of competitive procurement processes of central and decentralized entities are publicly available through PanamaCompra 3 on a daily basis. ● Information on the budget associated with key performance indicators for 10 public sector entities is produced and publically disclosed. Project Completed. | 55.0 | 91% | 46.9 |

| # | Link to more information | Project Name (Number Year/s Loans Approved) and Description | Country | Project Life ^a | WB Sector | Results ^b | Committed US\$ mil ^c | IBRD share ^d | Allocated US\$ mil ^e |
|----|---|---|-------------|---------------------------|-----------------------|--|---------------------------------|-------------------------|---------------------------------|
| 41 | https://projects.worldbank.org/en/projects-operations/project-detail/P166159 | Third Programmatic Shared Prosperity Development Policy Financing (P166159 FY18) : support the Government of Panama's efforts to strengthen the frameworks for international tax transparency, financial integrity, and fiscal management; strengthen institutional arrangements to support social assistance and education; and enhance the regulatory and financial sustainability framework of service delivery in the energy sector. | Panama | 22 | Public Administration | <ul style="list-style-type: none"> ● Panama has started sending and receiving confidential financial information for tax purposes on automatic basis. ● 55 banks supervised on-site on AML/CFT matters. ● More than 1 money laundering investigations where tax evasion is a predicate criminal offence. ● 70% of investments by local governments that follow SINIP (Sistema Nacional de Inversiones Públicas) norms and procedure. ● 100% of central government debt that is paid electronically. ● 2 available disaster financial protection instruments of the Panama's DRM Strategic Framework that underwent a costbenefit analysis. ● 90% of central government and decentralized agencies expenditure payments (from both budgetary and financial accounts) channeled through the TSA. ● 60% of the extreme poor benefiting from at least one social assistance program. ● 35 of total funds from social assistance programs transferred through the social card. ● 3,500 teachers participating in the International Teacher Training of <i>Panama Bilingüe</i>. Project Completed. | 100.0 | 100% | 100.0 |
| 42 | https://projects.worldbank.org/en/projects-operations/project-detail/P167651 | Improving Fiscal Management (P167651 FY19) : support the high-level objective of the Government of the Philippines to improve fiscal management. | Philippines | 29 | Public Administration | <ul style="list-style-type: none"> ● Revenue from the petroleum excise tax at least 0.5% of GDP. ● Revenue from VAT at least 4.6% of GDP. ● At least 10% of payments (by value) are processed through BTMS (Budget and Treasury Management System) by end 2019. ● At least 5 departments/agencies will have data captured in the National Asset Registry by end-2019. Project Completed. | 450.0 | 100% | 450.0 |
| 43 | https://projects.worldbank.org/en/projects-operations/project-detail/P155656 | Second Disaster Risk Management Development Policy Loan with a CAT-DDO (P155656 FY16) : enhance the technical and financial capacity of the Government of the Philippines to reduce disaster risk and manage the socio-economic and fiscal impacts of natural disasters. | Philippines | 35 | Public Administration | <ul style="list-style-type: none"> ● Socio-Economic Resilience Methodology developed, finalized, and applied in planning and public investment programming. ● Revisions integrating disaster risk reduction measures developed and finalized. ● 81 Provincial Commodity Investment Plans developed and approved and 72 under implementation. ● Policy framework for post-disaster shelter assistance formulated and endorsed by Social Development Committee – Technical Board. ● Vulnerability assessment completed for 16 priority cultural heritage sites. ● Long term Joint Catastrophe Risk Insurance Program developed with 25 LGUs (Local Government Units) participating. ● Design of property catastrophe risk insurance pool for homeowners established, and implementation plan finalized. ● Program developed and commenced for post-disaster emergency income support. Updated for actual results at project completion. | 500.0 | 100% | 500.0 |

| # | Link to more information | Project Name (Number Year/s Loans Approved) and Description | Country | Project Life ^a | WB Sector | Results ^b | Committed US\$ mil ^c | IBRD share ^d | Allocated US\$ mil ^e |
|----|---|---|------------|---------------------------|-----------------------|--|---------------------------------|-------------------------|---------------------------------|
| 44 | https://projects.worldbank.org/en/projects-operations/project-detail/P155172 | PforR on Modernization and Optimization of Public Administration (P155172 FY16): improve efficiency in public sector employment and finances. | Serbia | 22 | Public Administration | <ul style="list-style-type: none"> ● Total number of employees at or under annual ceiling prescribed by the Law on Ceilings on the Number of Employees. ● Public Procurement Contracts for the value of RSD 75.1 awarded through Framework Agreements. ● At least 70% of public administration employee positions assigned to new pay grades according to the Law on Public Sector Employees Salary System. Updated for actual results at project completion. | 75.0 | 100% | 63.5 |
| 45 | https://projects.worldbank.org/en/projects-operations/project-detail/P161184 | Second Public Expenditure and Public Utilities DPL (P161184 FY18): improve public expenditure management through strengthened public financial management and public administration reform and improve the financial sustainability and efficiency of energy and transport sector public enterprises. | Serbia | 40 | Public Administration | <ul style="list-style-type: none"> ● Number of employees in the public sector, as determined by the Law on the Ceiling on Public Sector Employees, does not exceed the total of institutional level limits set under the Law and its decision. ● 76,604 beneficiaries of the Energy Vulnerable Program. ● 3% increase in EPS workforce with education above secondary-level relative to 2015. ● Annual wage bill of railways companies reduced by 23% relative to 2015. Updated for actual results at project completion. | 200.0 | 100% | 182.5 |
| 46 | https://projects.worldbank.org/en/projects-operations/project-detail/P122943 | IDP Living Standards and Livelihood Project (P122943 FY12): improve living conditions and increase the economic self-reliance of targeted internally displaced persons. | Azerbaijan | 25 | Social Protection | <ul style="list-style-type: none"> ● 288,922 project beneficiaries. ● 76% of households with increased access to basic rural infrastructure. ● 242,568 people benefitting from access to improved infrastructure. ● 94% increase in households satisfied with housing condition. ● 8,566 target beneficiaries who gained employment. Updated for actual results at project completion. | 65.5 | 80% | 65.5 |
| 47 | https://projects.worldbank.org/en/projects-operations/project-detail/P169822 | First Inclusive and Sustainable Growth Development Policy Financing (P169822 FY19): promote a more efficient mobilization and allocation of government resources; reduce barriers for private sector development; protect and include vulnerable segments of the population. | Ecuador | 40 | Social Protection | <ul style="list-style-type: none"> ● Difference between approved and actual budget decreased to 10%. ● Energy subsidies as a share of oil revenues decreased to 37.1%. ● Tax revenues as a share of GDP increased to 14.9%. ● At least 3 new government contracts for amounts higher than US\$50 million, including PPP contracts in the tender process, that allow for international arbitration. ● 10,800 new commercial companies registered. ● 57,000,000 debt card transactions associated to consumption. Project Completed. | 500.0 | 100% | 500.0 |
| 48 | https://projects.worldbank.org/en/projects-operations/project-detail/P166360 | First Equitable Growth & Job Creation Programmatic Development Policy Financing (P166360 FY18): support Jordan to set foundations to reduce business costs and improve market accessibility, create more flexible and integrated labor markets and provide better and more efficient social assistance, and improve fiscal sustainability and take more informed decisions regarding risk. | Jordan | 40 | Social Protection | <ul style="list-style-type: none"> ● 30% reduction in aggregate business compliance costs. ● Guaranteed exports as a percentage of total exports increased to 2.4%. ● Cost of cargo transport for containers on the Amman-Aqaba corridor reduced to USD368. ● Formal, private, full-time employment grown to 3.3%. ● 178,000 total households covered by the National Aid Fund. Project Completed. | 389.0 | 78% | 389.0 |

| # | Link to more information | Project Name (Number Year/s Loans Approved) and Description | Country | Project Life ^a | WB Sector | Results ^b | Committed US\$ mil ^c | IBRD share ^d | Allocated US\$ mil ^e |
|----|---|--|------------|---------------------------|----------------|--|---------------------------------|-------------------------|---------------------------------|
| 49 | https://projects.worldbank.org/en/projects-operations/project-detail/P095485 | Urban Transport in Metropolitan Areas (P095485 FY10): improve the quality and sustainability of urban transport systems in Argentine Metropolitan Areas, through the improvement of sectoral decision making frameworks and by giving priority to public transport modes in the urban transport sector. | Argentina | 40 | Transportation | <ul style="list-style-type: none"> ● 3 transport planning instruments based on systematic data collection produced (such as Urban Transport Planning Model, Transportation Master Plan, and/or Urban Transport Center or Observatory). ● Improve by 34% in mobility in the La Matanza BRT Juan Manuel de Rosas which provides at least a 10% reduction in generalized cost of travel. ● 4.8% increase in public transit users in the La Matanza BRT. ● 53% reduction in travel time for at grade public transit users due to the removal of the Saenz Transfer Station level crossings. ● 8 km of segregated bus lanes constructed in Metropolitan Areas of Argentina. Updated for actual results at project completion. | 194.7 | 83% | 194.7 |
| 50 | https://projects.worldbank.org/en/projects-operations/project-detail/P120198 | Norte Grande Road Infrastructure (P120198 FY11): reduce transport costs for users of provincial roads along selected corridors of the Norte Grande provinces, through the improvement of the quality of those roads and the introduction of improved road asset management tools and methods. | Argentina | 34 | Transportation | <ul style="list-style-type: none"> ● 81% of the quality of service measured through user's perception. ● 28% reduction in generalized travel costs on targeted roads. ● 5 provinces with multi-annual road maintenance plans and road database management systems in place. ● 418 km of roads rehabilitated. ● 34% of rural population with access to an all-season road (equivalent to 123,511 rural people). ● 4 Road Safety Plans developed in targeted provinces. Updated for actual results at project completion. | 369.8 | 80% | 358.8 |
| 51 | https://projects.worldbank.org/en/projects-operations/project-detail/P122944 | Second Rural investment Project (P122944 FY13): improve access to and use of community-driven rural infrastructure and expand economic activities for rural households. | Azerbaijan | 21 | Transportation | <ul style="list-style-type: none"> ● 33% increase in access to and use of rural infrastructure. ● 69% of households that are satisfied with the quality of basic rural infrastructure. ● 54% reduction in travel time to market, hospital, school, safe water source. ● 3,600,000 project beneficiaries. Updated for actual results at project completion. | 80.0 | 77% | 80.0 |
| 52 | https://projects.worldbank.org/en/projects-operations/project-detail/P123133 | Gansu Qingyang Urban Infrastructure Improvement Project (P123133 FY12): assist Xifeng District to improve selected urban infrastructure services including urban roads and urban environmental services. | China | 30 | Transportation | <ul style="list-style-type: none"> ● Journey time saved for freight traffic reduced from 28 to 16 minutes. ● 92% increase in built up area serviced by storm water/wastewater networks. ● 576 tones of BOD pollution load removed by treatment plant under the project annually. ● 1,166 metric tones of SS pollution removed from wastewater annually. ● 1,631 metric tones of COD pollution removed from wastewater annually. ● 16 km of roads rehabilitated and 6 km of roads constructed. ● 100% of drainage/sewage pipe construction completed. ● 102% of wastewater treatment plant investment completed. ● 12,700 passenger ridership of buses during rush hour on Nan Bei Street corridor. Updated for actual results at project completion. | 100.0 | 52% | 100.0 |

| # | Link to more information | Project Name (Number Year/s Loans Approved) and Description | Country | Project Life ^a | WB Sector | Results ^b | Committed US\$ mil ^c | IBRD share ^d | Allocated US\$ mil ^e |
|----|---|---|---------|---------------------------|----------------|---|---------------------------------|-------------------------|---------------------------------|
| 53 | https://projects.worldbank.org/en/projects-operations/project-detail/P126856 | Jiangxi Poyang Lake Basin and Ecological Economic Zone Small Town Development Project (P126856 FY13): improve key public services in participating small towns of Jiangxi Province through improvements to prioritized infrastructure. | China | 33 | Transportation | <ul style="list-style-type: none">● 565,850 additional people with access to newly built or rehabilitated roads.● 99,880 people protected from flooding.● 110 tones of COD entering Poyang Lake reduced annually.● 66 km of newly built/upgraded roads.● 160 minutes of travel time saved for every trip.● 17,680 additional km² protected from flood.● 128 ha of increased area of improved wetland. Updated for actual results at project completion. | 150.0 | 46% | 150.0 |
| 54 | https://projects.worldbank.org/en/projects-operations/project-detail/P126611 | Liaoning Coastal Economic Zone Urban Infrastructure and Environmental Management Project (P126611 FY13): improve transport connectivity and reclaim wastewater in selected cities in Liaoning Province. | China | 35 | Transportation | <ul style="list-style-type: none">● 99% of people walking and biking satisfied with new and improved facilities.● 350,340 project beneficiaries.● 50 km of roads constructed or rehabilitated.● 62,122 passengers per year on selected bus routes in Panjin. Updated for actual results at project completion. | 140.5 | 44% | 140.5 |
| 55 | https://projects.worldbank.org/en/projects-operations/project-detail/P119071 | Hubei Xiangyang Urban Transport (P119071 FY12): improve mobility and accessibility within and to the Xiangcheng District of Xiangyang in an integrated, efficient and safe manner. | China | 25 | Transportation | <ul style="list-style-type: none">● 52,000 beneficiaries of reduced travel times and greater access to the city center.● 40 new and higher quality buses in operation.● 7 average annual fatalities and severe injured associated with traffic accidents recorded.● 100 new bus stops constructed or upgraded. Updated for actual results at project completion. | 99.8 | 47% | 99.8 |
| 56 | https://projects.worldbank.org/en/projects-operations/project-detail/P132154 | Nanchang Urban Rail Project (P132154 FY13): provide an effective urban mass rapid transit system of appropriate quality along the Line 2 corridor from ZhanQianNanDaDao Station to XinJiaAn Station. | China | 30 | Transportation | <ul style="list-style-type: none">● 206,800 passenger-trips per day.● Travel time on public transport reduced by 23 minutes.● 100% of stations with barrier-free accessibility to the wheel-chair bound and sight impaired.● 100% integration of facilities for bus/rail/bike transfer.● 506,000 project beneficiaries. Updated for actual results at project completion. | 189.5 | 10% | 189.5 |
| 57 | https://projects.worldbank.org/en/projects-operations/project-detail/P122319 | ZhangHu Railway (P122319 FY12): improve accessibility and mobility by responding to existing and anticipated transport demand along the Hohhot-Zhangjiakou (to Beijing) corridor through the provision of additional railway capacity and reduction of transport time for passengers and freight. | China | 35 | Transportation | <ul style="list-style-type: none">● 9,000,000 passengers travelling on the ZhangHu Railway line.● 25 train pairs operating per day on the ZhangHu Railway line.● Transit time for passengers travelling between Zhangjiakou and Huhehaote reduced to 100 minutes. Project Completed. | 200.0 | 4% | 169.6 |
| 58 | https://projects.worldbank.org/en/projects-operations/project-detail/P130413 | Fourth East West Highways Improvement Project (P130413 FY13): contribute to the gradual reduction of road transport costs and to improve road safety along the section upgraded under the project; and to strengthen the capacity of the Roads Department (RD) and Ministry of Regional Development and Infrastructure (MRDI) to plan and manage the road network and improve road traffic safety. | Georgia | 35 | Transportation | <ul style="list-style-type: none">● 7 minutes of transit time from Agara to Kashuri.● US\$0.18 of cars' operating costs from Agara to Kashuri.● Road fatality rate on East West E60 corridor reduced to 3%.● 12 km of roads constructed. Updated for actual results at project completion. | 38.0 | 41% | 35.8 |

| # | Link to more information | Project Name (Number Year/s Loans Approved) and Description | Country | Project Life ^a | WB Sector | Results ^b | Committed US\$ mil ^c | IBRD share ^d | Allocated US\$ mil ^e |
|----|--|--|-----------------|---------------------------|----------------|--|---------------------------------|-------------------------|---------------------------------|
| 59 | https://projects.worldbank.org/en/projects-operations/project-detail/P130421 | Second Regional Development Project (P130421 FY13) : improve infrastructure services and institutional capacity to support increased contribution of tourism in the local economy of the Imereti Region. | Georgia | 39 | Transportation | <ul style="list-style-type: none">● 4,809 hotel beds in circuit route areas.● 813,664 m² of new or rehabilitated urban public spaces in selected municipalities.● 14 buildings restored and constructed in Tskaltubo and Vani.● 6,164 piped household water connections that are benefiting from rehabilitation works.● 6,252 people in urban areas provided with access to all-season roads within a 500 meter range.● 10 km of roads rehabilitated.● 22,546 project beneficiaries.● 953,646 annual visitors at project sites. Updated for actual results at project completion. | 9.0 | 24% | 6.8 |
| 60 | https://projects.worldbank.org/en/projects-operations/project-detail/P096018 | Assam State Roads (P096018 FY12) : enhance the road connectivity of Assam by assisting the Public Works Roads Department to improve and effectively manage its road network. | India | 25 | Transportation | <ul style="list-style-type: none">● 55% of secondary road network in good or fair condition.● Travel time on the project corridors decreased by 23%.● INR5,000 million of maintenance funding.● Road safety strategy developed and implemented.● 1,000 km of road safety improvements. Updated for actual results at project completion. | 282.7 | 80% | 282.7 |
| 61 | https://projects.worldbank.org/en/projects-operations/project-detail/P148023 | National and Regional Roads Rehabilitation (P148023 FY15) : enhance the connectivity of selected national and regional roads, primarily to Corridors X and VIII, and to improve Public Enterprise for State Roads' capacity for road safety and climate resilience. | North Macedonia | 29 | Transportation | <ul style="list-style-type: none">● Travel time for passenger cars along the project roads sections rehabilitated reduced by 12%.● 100% PESR (Public Enterprise for State Roads) road projects that incorporate road safety audit recommendations.● Climate resilience design guidelines prepared and integrated by PESR in their internal design process.● 280 km of roads rehabilitated.● 123,461 project beneficiaries. Updated for actual results at project completion. | 68.8 | 85% | 56.6 |
| 62 | https://projects.worldbank.org/en/projects-operations/project-detail/P145610  | Lima Metro Line 2 Project (P145610 FY16) : provide a major east-west axis (Ate-Lima-Callao) of the Lima-Callao Metropolitan Region with a modern and integrated mass transit system that will improve accessibility to jobs and services in the area of influence of Lima Metro Line 2 and the Gambetta branch of Line 4. | Peru | 17 | Transportation | <ul style="list-style-type: none">● 360,000 passengers per day.● 100,000 additional jobs reachable by public transportation within 60 minutes.● 46,120 tons of CO₂ eq. emissions reduced annually.● 34% reduction in travel time per trip.● 1.6 million people benefiting from improved access to jobs. Project Completed. | 70.0 | 5% | 70.0 |
| 63 | https://projects.worldbank.org/en/projects-operations/project-detail/P108005 | Corridor x Highway project (P108005 FY10) : increase transport efficiency and improve traffic safety on the three project sections of Corridor X, between Nis and Dimitrovgrad and Grabovnica and Donji Neradovac respectively, and to improve road management and roadsafety in Serbia. | Serbia | 28 | Transportation | <ul style="list-style-type: none">● 33% of road crash related death and serious injury for road section Nis Dimitrovgrad.● 19% of road crash related death and serious injury for road section Grabovnica and Donji Neradovac.● Action Plan to improve institutional aspects of road management adopted.● National Road Safety Strategy developed and launched.● 37 km constructed or upgraded for E-75 section and 8 for E-80 section.● Lead agency for road safety established and operational. Updated for actual results at project completion. | 426.9 | 95% | 375.6 |

| # | Link to more information | Project Name (Number Year/s Loans Approved) and Description | Country | Project Life ^a | WB Sector | Results ^b | Committed US\$ mil ^c | IBRD share ^d | Allocated US\$ mil ^e |
|----|---|--|------------|---------------------------|--------------------------------------|---|---------------------------------|-------------------------|---------------------------------|
| 64 | https://projects.worldbank.org/en/projects-operations/project-detail/P125803 | Road Rehabilitation and Maintenance Program (P125803 FY13): improve the condition of the Uruguay National Road network and enhance road sector management. | Uruguay | 36 | Transportation | <ul style="list-style-type: none">● 60% of the Uruguay National Road network in good or very good condition.● 75% of the Program Action Plan actions completed.● 1,854 km rehabilitated on the National Road Network.● 3,637 km of the National Road Network maintained through performance-based contracts.● A study to assess which areas of the National Road Network are subject to climatic risks has been completed.● A contingency plan for catastrophic climate related events has been developed. Updated for actual results at project completion. | 134.5 | 13% | 133.5 |
| 65 | https://projects.worldbank.org/en/projects-operations/project-detail/P146328 | Pap-Angren Railway (P146328 FY15): reduce transport costs and to increase transport capacity and reliability through the construction of a rail link between the Uzbek part of the Ferghana Valley and the rest of Uzbekistan. | Uzbekistan | 30 | Transportation | <ul style="list-style-type: none">● 2 pairs of passenger trains per day and 8 pairs of freight trains per day.● Signaling System is commissioned.● The power distribution line is commissioned.● 611,740 project beneficiaries. Project Completed. | 70.8 | 12% | 60.8 |
| 66 | https://projects.worldbank.org/en/projects-operations/project-detail/P102733 | Water Sector Improvement Project (P102733 FY14): improve the quality of water and wastewater services in the Durres Water Utility Service Area; and(ii) improve the financial performance of Durres Water Utility. | Albania | 33 | Water, Sanitation & Waste Management | <ul style="list-style-type: none">● 68,100 beneficiaries from improved wastewater collection and transportation facilities.● 385,824 project beneficiaries.● 1,905,000 m³ of additional annual volume of wastewater that is appropriately collected, treated and disposed.● 3,074 new household sewer connections constructed and 87,885 piped household water connections benefiting from rehabilitation works. Updated for actual results at project completion. | 85.3 | 99% | 72.5 |
| 67 | https://projects.worldbank.org/en/projects-operations/project-detail/P101190 | Water Supply and Sanitation Project (P101190 FY09): increase access to water supply services and to improve the quality of water supply and wastewater services in selected urban areas in all six (6) oblasts of the Borrower. | Belarus | 22 | Water, Sanitation & Waste Management | <ul style="list-style-type: none">● 7,390 people, in urban area, provided with access to improved water sources.● 611,766 people benefitting from improved quality of water supplied.● 47,520 people provided with access to improved sanitation facilities.● 215 tones of Phosphorus pollution loads removed by the treatment plants annually.● 13,613 tones of BOD pollution loads removed by the treatment plants annually.● 154 km of transmission and distribution pipelines and 96 km of wastewater collectors laid/ replaced.● 32 water utilities supported by the project. Updated for actual results at project completion. | 150.0 | 100% | 149.6 |

| # | Link to more information | Project Name (Number Year/s Loans Approved) and Description | Country | Project Life ^a | WB Sector | Results ^b | Committed US\$ mil ^c | IBRD share ^d | Allocated US\$ mil ^e |
|----|---|---|----------|---------------------------|--------------------------------------|--|---------------------------------|-------------------------|---------------------------------|
| 68 | https://projects.worldbank.org/en/projects-operations/project-detail/P112074 | Sergipe Water (P112074 FY12) : promote the efficient and sustainable use of water in the Sergipe River Basin, by strengthening the State's sector management, enhancing land management practices and improving water quality. | Brazil | 30 | Water, Sanitation & Waste Management | <ul style="list-style-type: none"> ● Integrated procedures and tools for environmental licensing and water rights implemented. ● 868 ha of agricultural area with improved efficiency irrigation techniques. ● 5,543 tons of BOD discharged by the municipalities targeted by the Project's wastewater investments, reduced annually. ● 459,075 people provided with access to improved sanitation services. ● 266 ha of protected area in water supply reservoirs, in the Sergipe River Basin, with demarcation, preservation, conservation and recovery. ● 2 water utilities supported by the project. ● 593 farmers benefited from improved irrigation system. Updated for actual results at project completion. | 70.3 | 60% | 61.2 |
| 69 | https://projects.worldbank.org/en/projects-operations/project-detail/P108654 | Pernambuco Sustainable Water (P108654 FY10) : improve sustainable water supply and sanitation services for the population residing in the Capibaribe river basin and in the Metropolitan Region of Recife. | Brazil | 35 | Water, Sanitation & Waste Management | <ul style="list-style-type: none"> ● Reduction in the percentage of population subject to water rationing in the Metropolitan Region of Recife from 88% in 2008 to 10% in 2015. ● Reduction in the pollution load of 3.160 tons of BOD/year discharged by the municipalities targeted by the project's wastewater investments by 2015. ● Water losses in the areas targeted by the project's nonrevenue water program are reduced from 975 liters per connection per day in 2008 to 565 liters per connection per day in 2015. ● Number of residential connections to wastewater collection services increased from 8,169 in 2008 to 33,060 in 2015 in the municipalities of the Capibaribe river basin targeted by the project. ● State water regulatory agency (APAC) is fully operational. Project Completed. | 190.0 | 46% | 190.0 |
| 70 | https://projects.worldbank.org/en/projects-operations/project-detail/P099895 | Munipal Infrastructure Development (P099895 FY10) : improve bulk potable water provision in target areas, and assist municipalities to improve investment-planning capacity. | Bulgaria | 26 | Water, Sanitation & Waste Management | <ul style="list-style-type: none"> ● 2,022,560 m³ of additional potable water produced by the dams and Water Treatment Plants annually. ● 51 water utilities supported by the project. ● 19,616 project beneficiaries. Updated for actual results at project completion. | 102.6 | 80% | 64.9 |
| 71 | https://projects.worldbank.org/en/projects-operations/project-detail/P123323 | Ningbo Municipal Solid Waste Minimization and Recycling Project (P123323 FY13) : assist selected districts in Ningbo Municipality to increase the volume and proportion of municipal solid waste recycled with processes for waste separation at source and recycling. | China | 35 | Water, Sanitation & Waste Management | <ul style="list-style-type: none"> ● 17.5% residential waste separated. ● 193,200 tones of separated kitchen waste collected every year. ● 71,600 tones of recycling materials separated at sorting centers every year. ● 905,000 households practising waste separation at source. ● Waste sorting center entered operation. ● 187 tones of hazardous waste delivered to hazardous waste processing facilities every year. Updated for actual results at project completion. | 80.0 | 32% | 80.0 |
| 72 | https://projects.worldbank.org/en/projects-operations/project-detail/P126817 | Guangxi Laibin Water Environment Project (P126817 FY13) : reduce flood risks and improve drainage in selected areas of Laibin city. | China | 35 | Water, Sanitation & Waste Management | <ul style="list-style-type: none"> ● 199,000 project beneficiaries, 127,500 of which benefitting from improved drainage facilities. ● 4 km of urban area serviced by exclusive and improved drainage system. ● 12 km of newly constructed drainage pipelines. ● 16 km of newly constructed sewage pipelines. Updated for actual results at project completion. | 66.0 | 63% | 62.8 |

| # | Link to more information | Project Name (Number Year/s Loans Approved) and Description | Country | Project Life ^a | WB Sector | Results ^b | Committed US\$ mil ^c | IBRD share ^d | Allocated US\$ mil ^e |
|----|---|---|-------------|---------------------------|--------------------------------------|--|---------------------------------|-------------------------|---------------------------------|
| 73 | https://projects.worldbank.org/en/projects-operations/project-detail/P128867 | Jiangxi Wuxikou Integrated Flood Management Project (P128867 FY13) : reduce the flood risk in the central urban area of Jingdezhen City through implementation of priority structural and non-structural measures, and contribute to establishment of an integrated flood risk management system for the City. | China | 31 | Water, Sanitation & Waste Management | <ul style="list-style-type: none"> ● 80% of urban population protected from 1-in 50-year floods. ● The flood protection level is increased from 20-year flood to 50-year flood. ● 3.6 km² subject to inundation by 1-in-50 year floods. ● 100% of progress in dam construction. ● 10,104 people relocated with proper compensation and livelihood restoration. ● 6,801 people whose land was levied and properly compensated. ● 32 MW of hydropower generation capacity constructed or rehabilitated. Project Completed. | 100.0 | 19% | 100.0 |
| 74 | https://projects.worldbank.org/en/projects-operations/project-detail/P129563 | Anhui Yellow Mountain New Countryside Demonstration Project (P129563 FY14) : improve the quality of services and income generating opportunities available to rural households in selected villages of Huangshan municipality. | China | 35 | Water, Sanitation & Waste Management | <ul style="list-style-type: none"> ● 145,788 beneficiaries with access to improved infrastructure services in project villages (136,566 with access to an all season road within 500m range, 35,622 with access to improved water sources, 24,286 with access to improved sanitation and 71,609 with access to improved infrastructure services). ● 3,754 tourists visiting project villages which have implemented the cultural heritage conservation component of the project. ● 4,565 enhanced economic opportunities related jobs created. Updated for actual results at project completion. | 100.0 | 69% | 99.1 |
| 75 | | Burunga Wastewater Management Project (P154275 FY17) : improve access to sewerage services in selected areas of the Borrower's province of Panama Oeste; and strengthen wastewater pollution management capacity in key sector institutions of the Borrower. | Panama | 24 | Water, Sanitation & Waste Management | Project cancelled in December 2020. | 65.0 | 80% | 0.3 |
| 76 | https://projects.worldbank.org/en/projects-operations/project-detail/P113844 | Metro Manila Wastewater Management Project (P113844 FY12) : improve wastewater services in selected sub-catchments of Metro Manila and surrounding areas. | Philippines | 32 | Water, Sanitation & Waste Management | <ul style="list-style-type: none"> ● 4,349 tons and 2,054 tons reduction in BOD in the collected wastewater in, respectively, Maynilad and MWCI annually. ● 1,492,308 and 496,154 people in the catchment area that would benefit from the project in, respectively, MWC and Maynilad. ● US\$101,900,000 and US\$126,100,000 of Private Capital mobilized by, respectively, MWCI and Maynilad. ● Wastewater treatment capacity increased to 165,000 m³ and to 64,500 m³ in, respectively, MWCI and Maynilad. Updated for actual results at project completion. | 275.0 | 74% | 275.0 |
| 77 | https://projects.worldbank.org/en/projects-operations/project-detail/P086768 | Odra River Basin Flood Protection (P086768 FY07) : protect the population in the ORB against loss of life and damage to property caused by severe flooding. | Poland | 20 | Water, Sanitation & Waste Management | <ul style="list-style-type: none"> ● Full protection against floods of the 1997 magnitude (zero ha affected; 0 PLN of assets lost; zero people who will die). ● Complete constructions of all project facilities. ● Institutional and communication setup for operation of various structures in the system, established. Project Completed. | 184.0 | 38% | 167.6 |
| 78 | https://projects.worldbank.org/en/projects-operations/project-detail/P118064 | OSE Sustainable and Efficient (P118064 FY13) : increase the sustainability of OSE by improving the reliability and resilience of its water supply and sanitation systems, enhancing its efficiency, and strengthening its management capacity. | Uruguay | 28 | Water, Sanitation & Waste Management | <ul style="list-style-type: none"> ● 433,900 piped household water connections that are benefiting from rehabilitation works. ● 89,290,000 m³ of non-revenue water recovered. ● 26,250 MWh of energy saved annually. ● 1,860,000 people benefiting from rehabilitation works. ● An Energy Management Program developed. ● 19 Water Security Plans developed. Updated for actual results at project completion. | 42.0 | 50% | 42.0 |

| # | Link to more information | Project Name (Number Year/s Loans Approved) and Description | Country | Project Life ^a | WB Sector | Results ^b | Committed US\$ mil ^c | IBRD share ^d | Allocated US\$ mil ^e |
|----|---|---|---------|---------------------------|--------------------------------------|---|---------------------------------|-------------------------|---------------------------------|
| 79 | https://projects.worldbank.org/en/projects-operations/project-detail/P119077 | Urban Water Supply and Wastewater (P119077 FY11): increase access to sustainable water services and environmental sanitation in selected urban areas in the Project Provinces. | Vietnam | 30 | Water, Sanitation & Waste Management | <ul style="list-style-type: none">● 511,252 project beneficiaries.● 80,173 new piped household water connections that are resulting from the project intervention.● 27,605,000 m³ of additional volume of water sold annually.● 152,928 people in urban areas that have improved sanitation.● 8,582 ha benefiting from increased drainage coverage and flood protection measures. Updated for actual results at project completion. | 65.3 | 29% | 65.3 |

Notes:
Amounts may not add up due to rounding.

/a Project Life generally indicates the financial life of the project, intended as the sum of the project's loan term and its grace period.
/b “Project Completed” refers to a closed project for which its Implementation Completion Report (ICR) is not available yet. “Updated for actual results at project completion” refers to a closed project where ICR is available, and target results are updated accordingly.
/c The committed amount is the World Bank loan net of cancellations reported in equivalent US\$ millions. Loans denominated in other currencies are converted to US\$ equivalents using the exchange rate as of the month end prior to the negotiation date. Similarly, cancellations of loans derived from other sources are converted to US\$ equivalents using the exchange rate as of the month end prior to the negotiation date.
/d The percentage shows the share of the total financing that is provided by World Bank loans. When a project is co-financed, this share could be used to apportion total results to the World Bank.
/e The allocated amount is the amount of World Bank bond proceeds allocated to support the financing of disbursements to eligible projects reported in equivalent US\$ millions. Disbursements of loans denominated in other currencies are converted to US\$ equivalents using the exchange rate as of the month end prior to the negotiation date.

* Discrepancies between committed and allocated amounts may be due to the different exchange rates used to convert loans denominated in other currencies to US\$ equivalents.

Disclaimer

This document has been prepared by the World Bank (International Bank for Reconstruction and Development, IBRD) for information purposes only, and the World Bank makes no representation, warranty or assurance of any kind, express or implied, as to the accuracy or completeness of any of the information contained herein. It is prepared by staff based on reviews of the underlying project documentation. In the event of a discrepancy between the report and the underlying source (project or bond documentation, or other source) the latter prevails. This document is not an offer for sale of securities of the World Bank (International Bank for Reconstruction and Development, IBRD). Any offering of World Bank securities will take place solely on the basis of the relevant offering documentation including, but not limited to, the prospectus, term sheet and/or final terms, as applicable, prepared by the World Bank or on behalf of the World Bank, and is subject to restrictions under the laws of several countries. World Bank securities may not be offered or sold except in compliance with all such laws. Any examples provided in this document are provided for illustrative purposes only and no assurance can be provided that disbursements for projects with these specific characteristics will be made by the World Bank during the term of a specific World Bank bond. Net proceeds of a specific World Bank bond are not committed or earmarked for lending to, or financing of, any particular project, program, or activity and returns on a specific World Bank bond are not linked to the performance of any particular project, program, or activity. Each recipient of this report is deemed to acknowledge that this is a proprietary document of the World Bank and by receipt hereof agrees not to disclose it, or permit disclosure of it, to third parties without attributing the source or the prior written consent of the World Bank. All content (including, without limitation, the graphics, icons, and overall appearance of the presentation and its content) are the property of the World Bank, unless otherwise noted. The World Bank does not waive any of its proprietary rights therein including, but not limited to, copyrights, trademarks and other intellectual property rights.. All photos, graphics and content © World Bank, unless otherwise noted.