



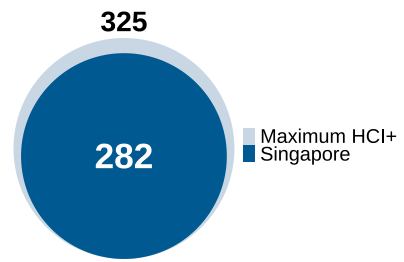
# SINGAPORE

Region: East Asia & Pacific  
Income Category: High Income

**Human capital - people’s knowledge, skills, and health - drives productivity and growth.** The Human Capital Index Plus (HCI+) measures the human capital a child born today can expect to accumulate over their working life, extending the original HCI by incorporating tertiary education and work experience. This brief summarizes **Singapore’s** HCI+ score and its performance in building human capital.

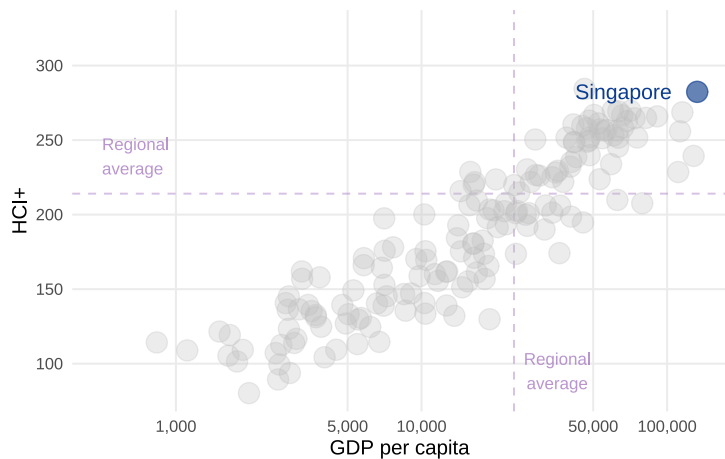
## What is Singapore’s HCI+ and what does it mean?

Singapore’s HCI+ score is **282** (out of a maximum of **325**), reflecting its investments in health, education, and employment. A 10-point increase in the index would translate into approximately 10 percent higher future income. Closing the current gaps in these areas relative to high-performing countries with similar GDP per capita would boost future income by 35%.



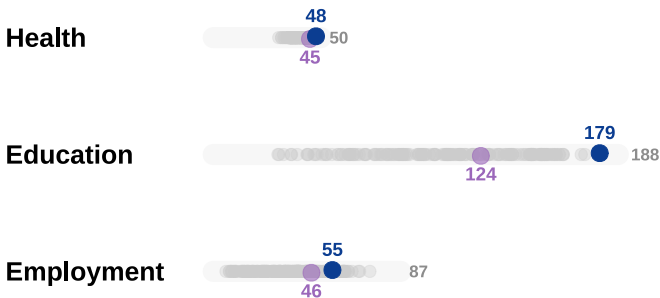
## How does Singapore’s HCI+ compare to other countries?

Singapore’s HCI+ is higher than the average for the **East Asia & Pacific region (215)** and higher than the average for **high-income countries (254)**.



## What explains Singapore’s HCI+?

The HCI+ has three components corresponding to health, education, and employment.



The HCI+ score for the **Health pillar is 48**, slightly higher than the **regional average of 45**.

The HCI+ score for the **Education pillar is 179**, higher than the **regional average of 124**.

The HCI+ score for the **Employment pillar is 55**, higher than the **regional average of 46**.

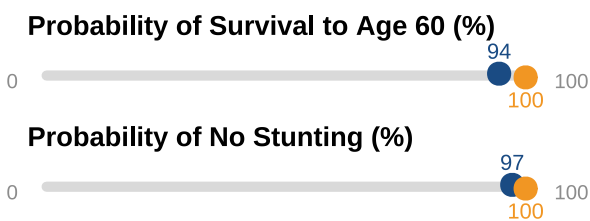


### What indicators are responsible for Singapore’s HCI+ gap with an ideal society?

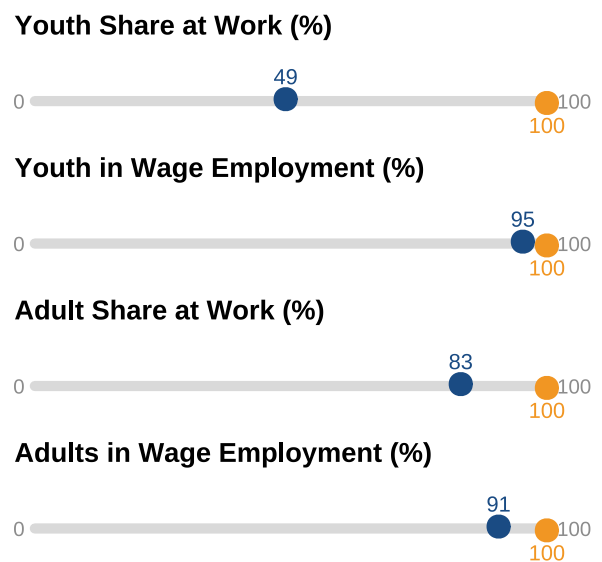
Singapore’s HCI+ score (282) is lower than that of an ideal society (325). The indicators that account for the largest share of the HCI+ gap between Singapore and an ideal society are **adult share at work, youth share at work, and Harmonized Learning Outcomes (HLO)**. Raising these indicators to an ideal society levels would increase Singapore’s score to 317, boosting future income by approximately 34.6%.



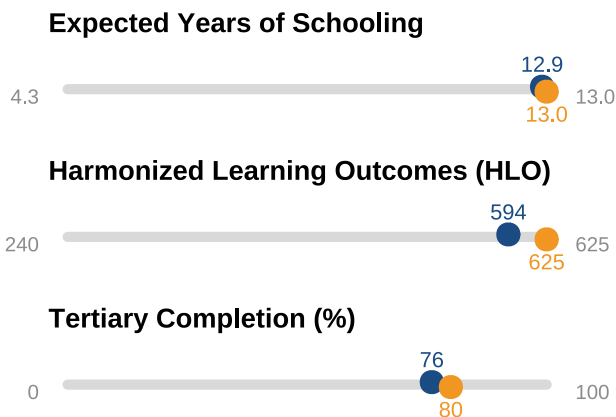
#### Health 4pts of gap



#### Employment 30pts of gap



#### Education 9pts of gap



- Singapore
- Ideal society

Note: All values are derived from internationally comparable public datasets.

