

A world map composed of a grid of small dots, with the dots being more densely packed in the landmasses and more sparse in the oceans. The map is centered on the Atlantic Ocean.

OVERALL TIMELINE, PUBLICATION, DATA NEEDS AND ACCESS

**6th Meeting of the ICP Inter-Agency Coordination Group
September 24-26, 2018
Washington, DC**



OVERALL TIMELINE

Governance Meetings and Reports

Activity	2017				2018				2019			
	Q1	Q2	Q3	Q4	Q1	Q2	Q3	Q4	Q1	Q2	Q3	Q4
Governance Meetings and Reports												
GB meetings			Sep					Oct	Mar			Oct
IACG meetings	Mar			Oct	Mar		Sep		Apr		Sep	
TAG meetings		May				May				May		Oct
TF01 meetings				Oct	Mar		Sep			May		Oct
TF02 meetings				Oct	Mar		Sep			May		Oct
TF03 meetings				Oct	Mar		Sep			May		Oct
TF04 meetings										Jun		
TF05 meetings										Jun		
Reports to UNSC				Nov				Nov				Nov

Acronyms: Governing Board (GB); Inter-Agency Coordination Group (IACG); Technical Advisory Group (TAG); Task Force (TF)

Household Consumption

Activity	2016				2017				2018				2019			
	Q1	Q2	Q3	Q4	Q1	Q2	Q3	Q4	Q1	Q2	Q3	Q4	Q1	Q2	Q3	Q4
Household Consumption																
Africa																
Asia																
CIS																
LAC																
Western Asia						FET		FET								
Eurostat-OECD		HG		TRH		SE		FH		FDT		PA				
Submission to GIU									PS:Jan		PS:Jul		PS:Jan		FS:Jul	
Global Validation																
SFQ Submission to GIU											PS:Jul		PS:Jan		FS:Jul	

Acronyms: Fast evolving technology (FET); House and Garden (HG); Transport, Restaurants and Hotels (TRH); Services (SE); Furniture and Health (FH); Food, Drinks and Tobacco (FDT); Personal Appearance (PA); Global ICP Unit (GIU); Preliminary Submission (PS); Final Submission (FS); Survey Framework Questionnaire (SFQ)

Housing (Rentals and Volume)

Activity	2017				2018				2019			
	Q1	Q2	Q3	Q4	Q1	Q2	Q3	Q4	Q1	Q2	Q3	Q4
Housing (Rentals and Volume)												
Africa							2017	2017				
Asia						R2017	2017	V2017				
CIS								2017				
LAC							R2017	V2017				
Western Asia		R2017		R2017		V2017						
Eurostat-OECD		R2017				V2017						
Submission to GIU							PS:Jul		PS:Jan		FS:Jul	
Global Validation												
HMQ Submission to GIU									PS:Jan		FS:Jul	

Acronyms: Rentals (R); Volume (V); Global ICP Unit (GIU); Preliminary Submission (PS); Final Submission (FS); Housing Metadata Questionnaire (HMQ)

Government

Activity	2017				2018				2019			
	Q1	Q2	Q3	Q4	Q1	Q2	Q3	Q4	Q1	Q2	Q3	Q4
Government												
Africa								2017				
Asia						2017	2017	2017				
CIS								2017				
LAC							2017	2017				
Western Asia		2017										
Eurostat-OECD				2017								
Submission to GIU							PS:Jul		PS:Jan		FS:Jul	
Global Validation												

Acronyms: Global ICP Unit (GIU); Preliminary Submission (PS); Final Submission (FS)

Machinery and Equipment

Activity	2017				2018				2019			
	Q1	Q2	Q3	Q4	Q1	Q2	Q3	Q4	Q1	Q2	Q3	Q4
Machinery and Equipment												
Africa							2017	2017				
Asia				2017	2017	2017						
CIS			2017	2017								
LAC							2017	2017				
Western Asia				2017								
Eurostat-OECD			2017									
Submission to GIU							PS:Jul		PS:Jan		FS:Jul	
Global Validation												

Acronyms: Global ICP Unit (GIU); Preliminary Submission (PS); Final Submission (FS)

Construction

Activity	2017				2018				2019			
	Q1	Q2	Q3	Q4	Q1	Q2	Q3	Q4	Q1	Q2	Q3	Q4
Construction and Civil Engineering												
Africa							2017	2017				
Asia					2017	2017						
CIS			2017	2017								
LAC							2017	2017				
Western Asia			2017									
Eurostat-OECD			2017									
Submission to GIU							PS:Jul		PS:Jan		FS:Jul	
Global Validation												

Acronyms: Global ICP Unit (GIU); Preliminary Submission (PS); Final Submission (FS)

National Accounts Expenditures

Activity	2017				2018				2019			
	Q1	Q2	Q3	Q4	Q1	Q2	Q3	Q4	Q1	Q2	Q3	Q4
National Accounts Expenditures												
Africa												
Asia												
CIS												
LAC												
Western Asia												
Eurostat-OECD												
Submission to GIU							PS:Jul		PS:Jan		FS:Jul	
Global validation												
CPQ Submission to GIU							PS:Jul		PS:Jan		FS:Jul	

Acronyms: Global ICP Unit (GIU); Preliminary Submission (PS); Final Submission (FS); National Accounts Country Practice Questionnaire (CPQ)

Results and Publication

Activity	2017				2018				2019			
	Q1	Q2	Q3	Q4	Q1	Q2	Q3	Q4	Q1	Q2	Q3	Q4
Global PPP time series for the years 2012-2016												
Interim & Extrapolation Data Submission	PS:Jan		PS:Jul		PS:Jan		PS:Jul		PS:Jan		FS:Jul	
Results and publication												FR+P
Regional 2017 results												
Africa												FR+P
Asia												FR+P
CIS												FR+P
LAC												FR+P
Western Asia												FR+P
Eurostat-OECD*												PR+P
Global 2017 results												
Results and publication												FR+P

Acronyms: Preliminary Submission (PS); Final Submission (FS); Preliminary Results (PR); Final Results (FR); Publication (P)

* Eurostat-OECD plans to release its final results in December 2020

Summary of changes in regional timeline

Region	Survey	Previous (IACG05)	Updated (IACG06)	Notes
Asia	Housing Rental	Q2 2018	-> Q2-3 2018	Extended with 1Q delayed
Asia	Housing Volume	Q3 2018	-> Q3-4 2018	Extended with 1Q delayed
Asia	Government	Q2-4 2018	-> Q3-4 2018	Period shortened with no delay
Asia	M&E	Q1 2018	-> Q4 2017- Q2 2018	Extended with 1Q delayed
Asia	Construction	Q1 2018	-> Q1-2 2018	Extended with 1Q delayed
CIS	Housing Rental and Volume	Q1-4 2018	-> Q4 2018	Period shortened
CIS	Government	Q2-3 2018	-> Q4 2018	1Q delayed
LAC	Government	Q3 2018	-> Q3-4 2018	Extended with 1Q delayed
LAC	M&E	Q4 2018	-> Q3-4 2018	Extended with no delay
LAC	Construction	Q4 2018	-> Q3-4 2018	Extended with no delay
Western Asia	National Accounts	Q1 2017-Q3 2018	-> Q1 2017 - Q4 2018	Extended with 1Q delayed

ICP Task Force Timetable (1)

Activity	2016				2017				2018				2019				2020				2021			
	Q1	Q2	Q3	Q4	Q1	Q2	Q3	Q4	Q1	Q2	Q3	Q4	Q1	Q2	Q3	Q4	Q1	Q2	Q3	Q4	Q1	Q2	Q3	Q4
ICP Task Forces																								
TF1. PPP Compilation and Computation.																								
- Linking interim regional updates										R				R		F								
- Building interim PPP time series	Preliminary research									R				R		F								
- Fine tuning global linking procedures										R				R		F								
- Productivity adjustment										R				R		F								
TF2. Housing. PPPs and real expenditures for dwelling services																								
										R				R		F								
TF3. Country Operational Guidelines and Procedures.																								
- Moving towards rolling price surveys										R				R		F								
- CPI-ICP synergies	Preliminary research									R				R		F								
- Sub-national PPPs	Preliminary research									R				R		F								

Acronyms: Report to TAG (R); Interim output (I); Final output (F)

ICP Task Force Timetable (2)

Activity	2017				2018				2019				2020				2021							
	Q1	Q2	Q3	Q4	Q1	Q2	Q3	Q4	Q1	Q2	Q3	Q4	Q1	Q2	Q3	Q4	Q1	Q2	Q3	Q4				
ICP Task Forces																								
TF4. PPP Uses. Uses of PPPs and ICP data for policy making	Preliminary research									R		F												
TF5. PPPs and Poverty Measurement. ICP PPPs and global poverty measurement	Preliminary research									R				R		F								
TF6. Quality and Reliability.																								
- Quality of data and results										R		F												
- Reliability measures for PPPs	Preliminary research													R				R		F				
TF7. New Data Sources. Exploring innovations in technology and data sources	Preliminary research													R				R		F				
TF8. Exports and Imports. PPPs for exports and imports														R				R		F				
TF9. Non-Market Services. PPPs for health and education														R				R		F				
TF10. Construction. PPPs for construction														R				R		F				

Acronyms: Report to TAG (R); Interim output (I); Final output (F)



PUBLICATION CRITERIA

Main Objectives

- **Long-standing objective:**
 - Data derived from the ICP should be utilized to the maximum extent possible for statistical, research, and analytical purposes
- **Current objectives:**
 - Increase the ICP value proposition – Extend publication level beyond what was published through the 2005 and 2011 ICP
 - Improve transparency in data – Expand user access to unpublished data at a finer level of detail

Extending publication level

- **2005 ICP:** 24 headings covering main aggregates and categories, as well as additional aggregates, such as actual individual consumption
- **2011 ICP:** 26 headings covering main aggregates and categories, as well as additional aggregates, such as domestic absorption
- Eurostat, OECD and CIS currently publish their results at a finer level of detail, covering 61, 50 and 50 headings, respectively
- ICP should follow suit and extend the publication of its results to more detailed levels where applicable, e.g. *groups* and *classes*

Criteria for publication

- The proposed criteria for extending the publication level of ICP results focuses on data quality and reliability criteria elements:
 - Assessment of the quality and reliability of the nominal expenditure data for the aggregate and publication level of interest
 - Assessment of the quality and reliability PPPs for the aggregate and publication level of interest
 - Assessment and identification of potential inconsistencies in approaches and classifications when deciding on the level of detail to publish and on new aggregates to construct (and publish)

Criteria for publication


- Assessment of the quality and reliability of the nominal expenditure data for the aggregate and publication level of interest
 - Higher levels of aggregations are more reliable than lower levels of aggregation
 - Expenditure data for services, notably government and housing services, is often unreliable due to measurement problems
 - Metadata information on countries' national accounting practices should be reviewed to detect potential weaknesses on the expenditures aggregates of interest
 - It is useful to compare nominal expenditure shares and per capita nominal expenditures in a common currency (for the aggregate of interest) with neighboring countries or countries of similar income levels

Criteria for publication

- Assessment of the quality and reliability PPPs for the aggregate and publication level of interest
 - Multitude of factors impact PPPs, including sampling errors, product selection, number of products, number of observations per product and quality of the expenditure weights
 - Assess the quality of PPPs by analyzing their coefficient of variation
 - Higher level aggregates tend to be more reliable than lower level aggregates
 - PPPs for services (particularly housing, government, health and education) are generally less reliable than PPPs for goods
 - PPPs for food are generally more reliable than other more abstruse goods, such as pharmaceuticals

Criteria for publication

- Assessment and identification of potential inconsistencies in approaches and classifications
 - Prevent logical inconsistencies that may lead to double-counting and possible loss of information, for example including aggregates comprised of both goods and services under a “Total Goods” aggregate or a “Total Services” aggregate.
 - Regions using different approaches and classifications for areas such as health, education and construction, which impact the feasibility and robustness of inter-regional linking, as well as the availability of nominal expenditures for certain classification headings.



**DATA NEEDS FOR QUALITY
ASSURANCE**

Background (1)

- ICP goal - collect average annual national prices for estimating PPPs. This goal has not been achieved everywhere to the same extent.
 - Latin American and Caribbean: price collection only in urban areas.
 - OECD/Eurostat and CIS countries: price collection mostly in capital cities, with correction coefficients being applied to calculate national average prices.
 - Africa, Asia and Western Asia: price collection carried out mostly nationally, but not in all countries.
 - Survey coverage may vary within regions/countries over time.
- This raises the question whether the PPPs estimated through the ICP are fully comparable across regions/countries and over time.

Background (2)

- Thus, it may be useful to access and use capital city average prices, which could be considered more comparable across time and space, in the validation of ICP PPPs.
- ICP TAG, at its second meeting in May 2018, recommended estimating inter-regional linking factors based on capital-city average prices, in addition to those calculated using national average prices, as an additional quality assurance measure.

Assess quality of linking factors

- Examine survey frame questionnaires submitted by countries [national/urban/rural/capital city only].
- Study the possible impact of varying survey coverage on inter-regional linking factors.
 - Ask countries to submit for global items (i) national average prices and (ii) capital city average prices.
 - Calculate (i) inter-regional linking factors using national average prices and (ii) counterfactual inter-regional linking factors using capital city average prices.
 - Compare the two sets of linking factors and assess impact of varying survey frames, if any.

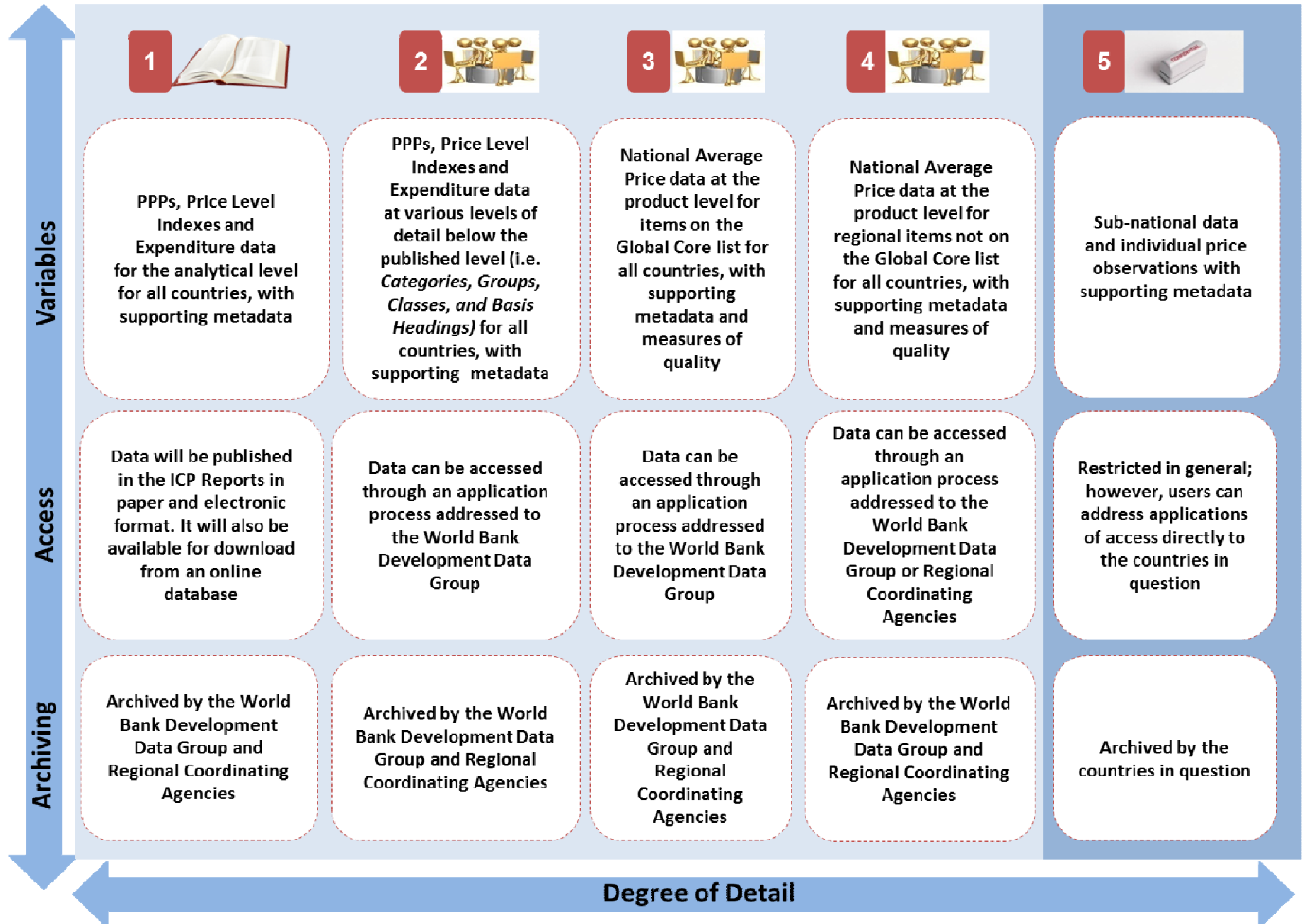


ICP DATA ACCESS

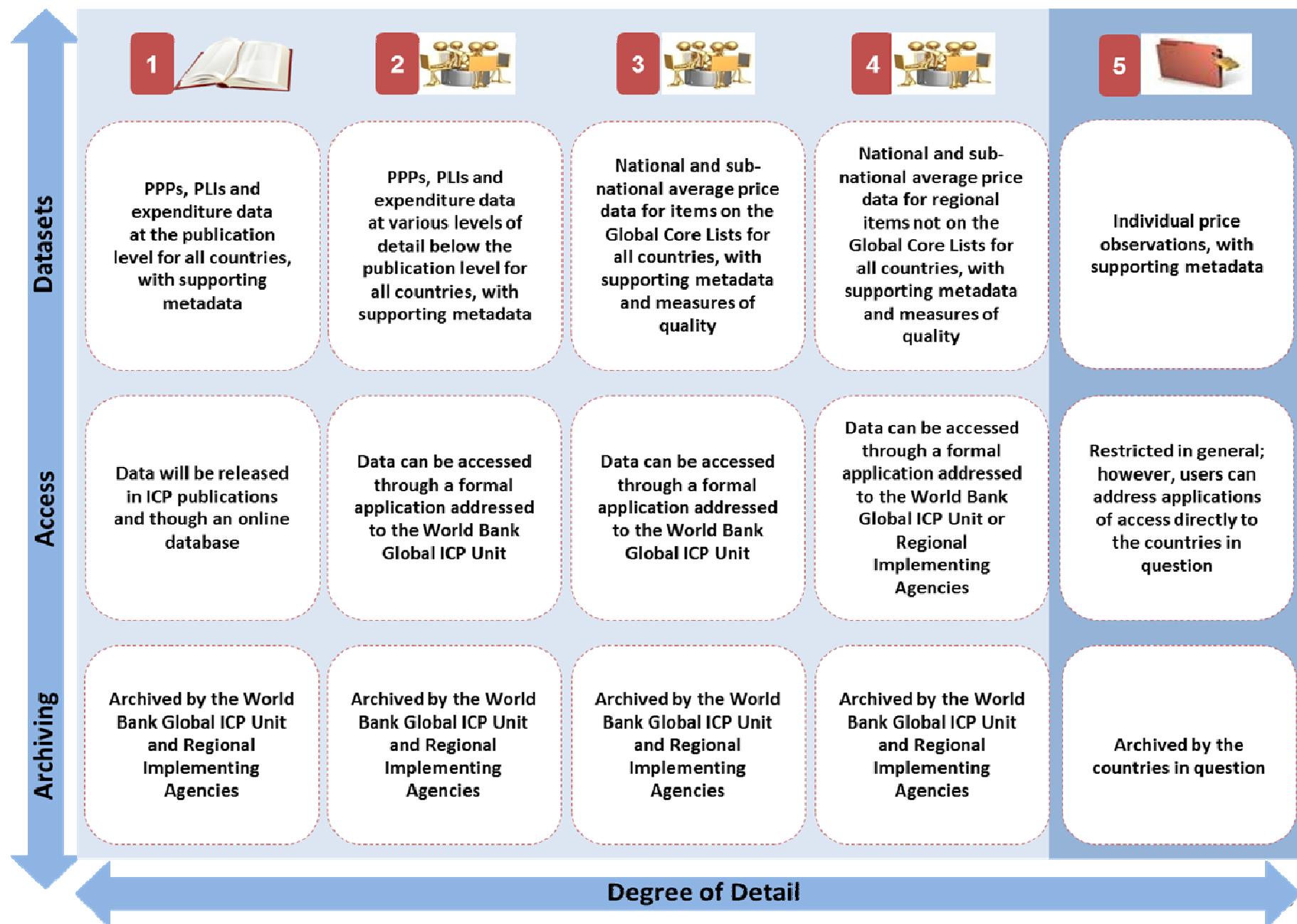
Expanding user access

- Users are currently able to request access to unpublished data from the 2005 and 2011 ICP rounds
 - **2005 ICP:** users could request access to basic heading level data and a limited set of national average prices at item level for the 18 “Ring” countries
 - **2011 ICP:** user access was expanded to include national average prices at item level for all participating countries
- We are witnessing a surge in the demand for sub-national data
- Going forward, it is proposed to expand user access to include sub-national average price data at the item level

2011 ICP Data Archiving and Access



Proposed ICP Data Archiving and Access



Proposal

- FAQs on data access policy developed and circulated
- Average prices:
 - Anonymize brands
 - Suppress confidential average prices that are based on one outlet only
- Sub-national data access:
 - Continue to strongly advocate with countries
 - Voluntary - whatever countries are comfortable providing to users [sub-national average prices, capital city average prices, spatial factor adjustments, etc.]

