



7th Meeting of the ICP Inter-Agency Coordinating Group

LAC Status

15 – 18 April 2019



CEPAL

Bruno Lana
María Paz Collinao

Economic Commission for
Latin America and the Caribbean




NACIONES UNIDAS

CEPAL

Summary - Cycle 2017 in LAC

- First Technical Meeting: June 2017
- Countries gradually started data collection between Q3-2017 and Q2-2018
- 36 Countries are participating in the 2017 Cycle (i.e. sent some HHC data)
- Coverage reached good levels for Household Consumption (3.5 quarters), but still need to improve for Special Surveys (60%) and National Accounts data (50%)





NACIONES UNIDAS

CEPAL

Household Consumption Data

Cod	Countries	III-2017	IV-2017	I-2018	II-2018	III-2018	IV-2018
ARG	Argentina	X	X	X	X		
BRA	Brazil	X	X	X	X	X	
BOL	Bolivia	X	X	X	X	X	X
DOM	Dominican Republic	X	X	X	X		
ECU	Ecuador	X	X	X	X		
GTM	Guatemala						
HTI	Haiti		X	X			
HND	Honduras	X	X	X	X	X	
NIC	Nicaragua		X	X	X	X	
PAN	Panamá	X	X	X	X	X	
PER	Peru	X	X	X	X	X	
PRY	Paraguay		X	X	X	X	
SLV	El Salvador		X	X	X	X	X
URY	Uruguay	X	X	X	X		
AXA	Anguilla		X	X	X	X	
ATG	Antigua and Barbuda			X			
ABW	Aruba		X	X	X	X	
BHS	Bahamas			X			
BRB	Barbados			X	X		
BLZ	Belize				X	X	X
BMU	Bermuda	X	X	X	X		
BON	Bonaire		X				
CYM	Cayman Islands		X	X	X	X	
CUW	Curaçao		X	X	X	X	
DMA	Dominica			X	X	X	
GRD	Grenada			X	X	X	
GUY	Guyana		X	X	X	X	
JAM	Jamaica		X	X			
MSR	Montserrat			X			
KNA	St. Kitts and Nevis		X	X			X
LCA	St. Lucia		X	X	X	X	
VCT	St. Vincent and the Grenadines	X	X	X	X		
SXM	Sint Maarten			2018 average			
SUR	Suriname			X	X	X	X
TTO	Trinidad and Tobago	X	X	X	X		
TCA	Turks and Caicos Islands			X	X		
VGB	Virgin Islands, British			X	X		

**Quarterly data
submission for
household consumption**

36 countries

Average of 3.46 quarters

12 started in Q3-2017


13 started in Q4-2017

10 started in Q1-2018

1 started in Q2-2018



**Four countries have
delivered one quarter
Five countries have
delivered two quarters**





NAACIONES UNIDAS

CEPAL

Special Surveys

Cod	Countries	GOV	EDU	RENT	M&E	CONS
ARG	Argentina		X	X	X	X
BRA	Brazil	X	X	X	X	X
BOL	Bolivia					
DOM	Dominican Republic	X	X	X	X	X
ECU	Ecuador	X	X	X	X	X
GTM	Guatemala					
HTI	Haiti					
HND	Honduras	X	X	X	X	
NIC	Nicaragua		X	X	X	X
PAN	Panamá				X	
PER	Peru	X	X	X	X	X
PRY	Paraguay					
SLV	El Salvador	X	X	X	X	X
URY	Uruguay		X		X	X
AXA	Anguilla	X	X	X	X	X
ATG	Antigua and Barbuda		X		X	X
ABW	Aruba					
BHS	Bahamas					
BRB	Barbados					
BLZ	Belize		X	X	X	X
BMU	Bermuda	X	X	X		X
BON	Bonaire					
CYM	Cayman Islands		X			
CUW	Curaçao	X	X	X	X	X
DMA	Dominica	X		X	X	
GRD	Grenada	X	X	X	X	
GUY	Guyana	X	X		X	X
JAM	Jamaica					
MSR	Montserrat	X			X	X
KNA	St. Kitts and Nevis	X	X	X	X	X
LCA	St. Lucia	X	X	X	X	X
VCT	St. Vincent and the Grenadines	X	X	X	X	X
SXM	Sint Maarten		X	X		
SUR	Suriname	X	X	X	X	X
TTO	Trinidad and Tobago	X	X	X	X	X
TCA	Turks and Caicos Islands	X	X	X	X	X
VGB	Virgin Islands, British					

61% submission

24 Education

24 M&E

22 Construction


21 Rentals

19 Government

23 surveys from 8 countries in-field

20 surveys from 5 countries will not be submitted

4 countries' status are still unclear





NACIONES UNIDAS

CEPAL

National Accounts

Cod	Countries	MORES 2017	EXP 2011-16	DEFLA. 2011-16
ARG	Argentina			
BRA	Brazil	X	X	X
BOL	Bolivia		8	8
DOM	Dominican Republic	2013	5	7
ECU	Ecuador	X	7	7
			X	X
			X	X
PRY	Paraguay	X	9	10
SLV	El Salvador			
URY	Uruguay		X	X
AXA	Anguilla	X	X	3
ATG	Antigua and Barbuda			
ABW	Aruba		6	
BHS	Bahamas			
BRB	Barbados			
BLZ	Belize	X		
BMU	Bermuda	X	9	9
			X	
			2014	
			7	
			X	
			10	10
VCT	St. Vincent and the Grenadines	X	X	X
SXM	Sint Maarten			
SUR	Suriname			
TTO	Trinidad and Tobago	X	6	5
TCA	Turks and Caicos Islands			
VGB	Virgin Islands, British			

Latin America: ECLAC may use official published data

Caribbean: no official data. ECLAC may estimate using existing indicators and other country's structure

49% submission

20 MORES 2017

18 GDP

**Expenditure side –
main aggregates
2011-2016**

**13 GDP Deflators –
main aggregates
2011-2016**




NACIONES UNIDAS

CEPAL

Validation - 2017

- 12201 price averages
 - 8843 (72.5%) between 50%-200% of world's average in USD
 - 665 (5.5%) less than 50%
 - Of which 110 (0.9%) less than 25%
 - Of which 17 (0.1%) less than 10%
 - 2693 (22.1%) more than 200%
 - Of which 349 (2.9%) more than 400%
 - Of which 59 (0.5%) more than 1000%






NACIONES UNIDAS

CEPAL

Status 2011

- Updated MORES 2011
 - 27 countries submitted a revision under the new classification
- New PPPs will be estimated in ECLAC in July 2019






NACIONES UNIDAS

CEPAL

Status PPP time-series

- Pending:
 - GDP on expenditure side – main aggregates – for some countries
 - Deflators
- ECLAC will look for price and volume indicators to bring data to constant prices.






NACIONES UNIDAS

CEPAL

Regional Workshops

- June 2017
 - 1st Technical Meeting – Santiago
- May 2018
 - 2nd Technical Meeting - Panamá
- October 2018
 - National Accounts for the Caribbean – Port of Spain, Trinidad
- December 2018
 - 3rd Technical Meeting – Bogotá
- **Upcoming:**
 - May 2019 – ICP Session on NA Seminar - Guatemala
 - June 2019 – Workshop on Special Surveys and Time Series
 - August 2019 – 4th Technical Meeting
 - November 2019 – Advocacy Meeting for heads of participating countries - Preliminary Results





NACIONES UNIDAS

CEPAL


Technical Assistance

Latest TAs

- Guyana – July 2018
- Montserrat – July 2018
- Curaçao – January 2019
- Antigua and Barbuda – February 2019
- St Vincent and Grenadines – February 2019
- Jamaica – February 2019

Upcoming:

- Montserrat – April 2019
- Haiti – Barbados – Bonaire – Sint Maarten – Paraguay – to be confirmed (or Grant, conjoint workshop)





NACIONES UNIDAS

CEPAL

Dissemination and Communication

- Advocacy Meeting for heads of participating countries
- Publication of regional level results
- Q4 2019






NACIONES UNIDAS

CEPAL

Preparations for the 2020 Cycle

- Rolling benchmark is being implemented. Model was chosen by the majority and approved in the 3rd Meeting

	ICP 2020 Cycle			
	2019	2020	2021	2022
Household consumption	X⇒	X	←X	PUBLICATION OF 2020 RESULTS
Housing rentals and volumes		X		
Government compensation		X		
Machinery and equipment		X		
Construction and civil eng.		X		
CPIs, national account deflators	X	X	X	
National account expenditures	X	X	X	






NACIONES UNIDAS

CEPAL

Preparations for the 2020 Cycle

- In 2019, countries will collect prices for 1/3 of the household consumption list
- Only Food and Beverages BHs – no change from 2017 current list
- Grants / assistance to countries facing difficulties.
- Guatemala will probably join the program in 2020






NACIONES UNIDAS

CEPAL

Outstanding risks

- Other priorities and/or interests in NSO
 - ICP is not part of the regular program and competes with other statistical demands
- Lack of human and budgetary resources in NSO
- Concentrated workload for Cycle 2017 => difficulties to respect deadlines
 - Cayman, Bahamas, Barbados => won't deliver Special Surveys
 - Haiti and British Virgin Islands => no confirmed status
 - Bonaire and Paraguay => unclear. May deliver if financially supported






NACIONES UNIDAS

CEPAL

Outstanding risks

- Delays and difficulty to obtain revisions for outliers => no revision or confirmation of clearly extreme values
- Restriction to use grant resources until 31 December
 - Difficulty to develop a workplan and a list of deliveries that is also useful for Cycle 2020
- ECLAC's and WB's internal procedures
 - Conflict with the tight schedule for the 2017 cycle






NACIONES UNIDAS

CEPAL

Outstanding risks

- Cycle 2020: rolling survey was approved, but it's not consensual
 - Some countries might not be collecting data this year
 - Partially, because efforts are still directed to Cycle 2017 pending information






NACIONES UNIDAS

CEPAL

Mitigation Plans

- Lack of human and budgetary resources in NSO =>
 - Advocacy
 - Direct support from ECLAC, through new grant
- Outliers =>
 - Elimination of outliers before last validation
- Missing data =>
 - structure of a similar country
 - Extrapolation of 2011 structure
 - Use of IMF, WB, ECLAC databases






NACIONES UNIDAS

CEPAL

Mitigation Plans

- Cycle 2020: delays and late incorporation are expected
 - Use of extrapolation/retropolation to move prices
 - Cycle 2020 may actually be a transition to a continuous mode, with countries gradually joining the new scheme





NACIONES UNIDAS

CEPAL

www.cepal.org

