



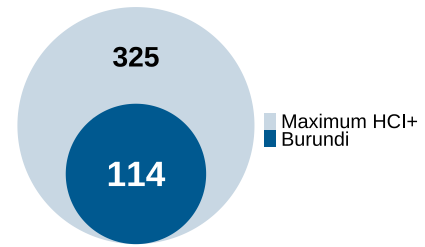
# BURUNDI

Region: Sub-Saharan Africa  
Income Category: Low Income

**Human capital - people’s knowledge, skills, and health - drives productivity and growth.** The Human Capital Index Plus (HCI+) measures the human capital a child born today can expect to accumulate over their working life, extending the original HCI by incorporating tertiary education and work experience. This brief summarizes **Burundi’s** HCI+ score and its performance in building human capital.

## What is Burundi’s HCI+ and what does it mean?

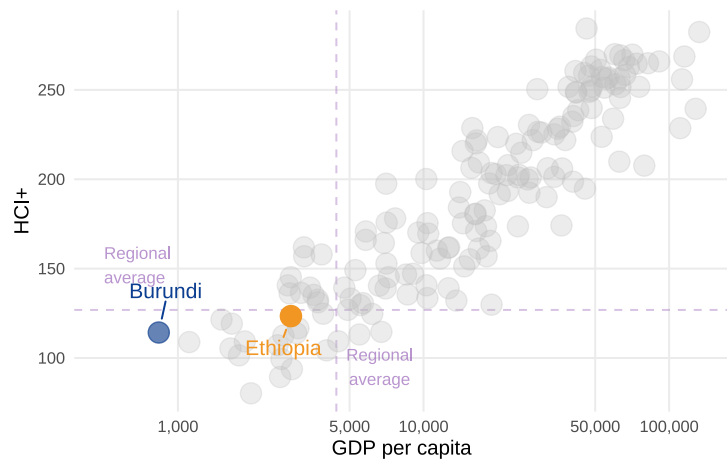
**Burundi’s HCI+ score is 114 (out of a maximum of 325), reflecting its investments in health, education, and employment.** A 10-point increase in the index would translate into approximately 10 percent higher future income. Closing the current gaps in these areas relative to high-performing countries with similar GDP per capita would boost future income by 26%.



## How does Burundi’s HCI+ compare to other countries?

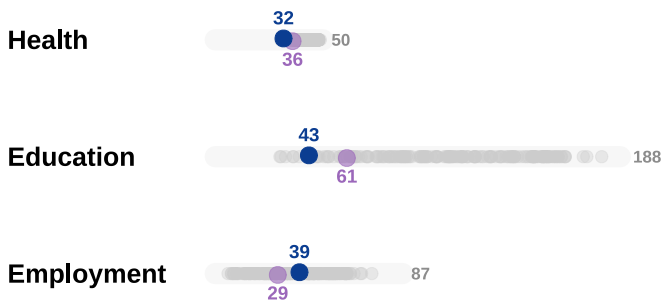
Burundi’s HCI+ is lower than the average for the **Sub-Saharan Africa region (126)** and lower than the average for **low-income countries (116)**.

Burundi’s HCI+ score is also **9 points lower than Ethiopia’s**.



## What explains Burundi’s HCI+?

The HCI+ has three components corresponding to health, education, and employment.



The HCI+ score for the **Health pillar is 32**, slightly lower than the **regional average of 36**.

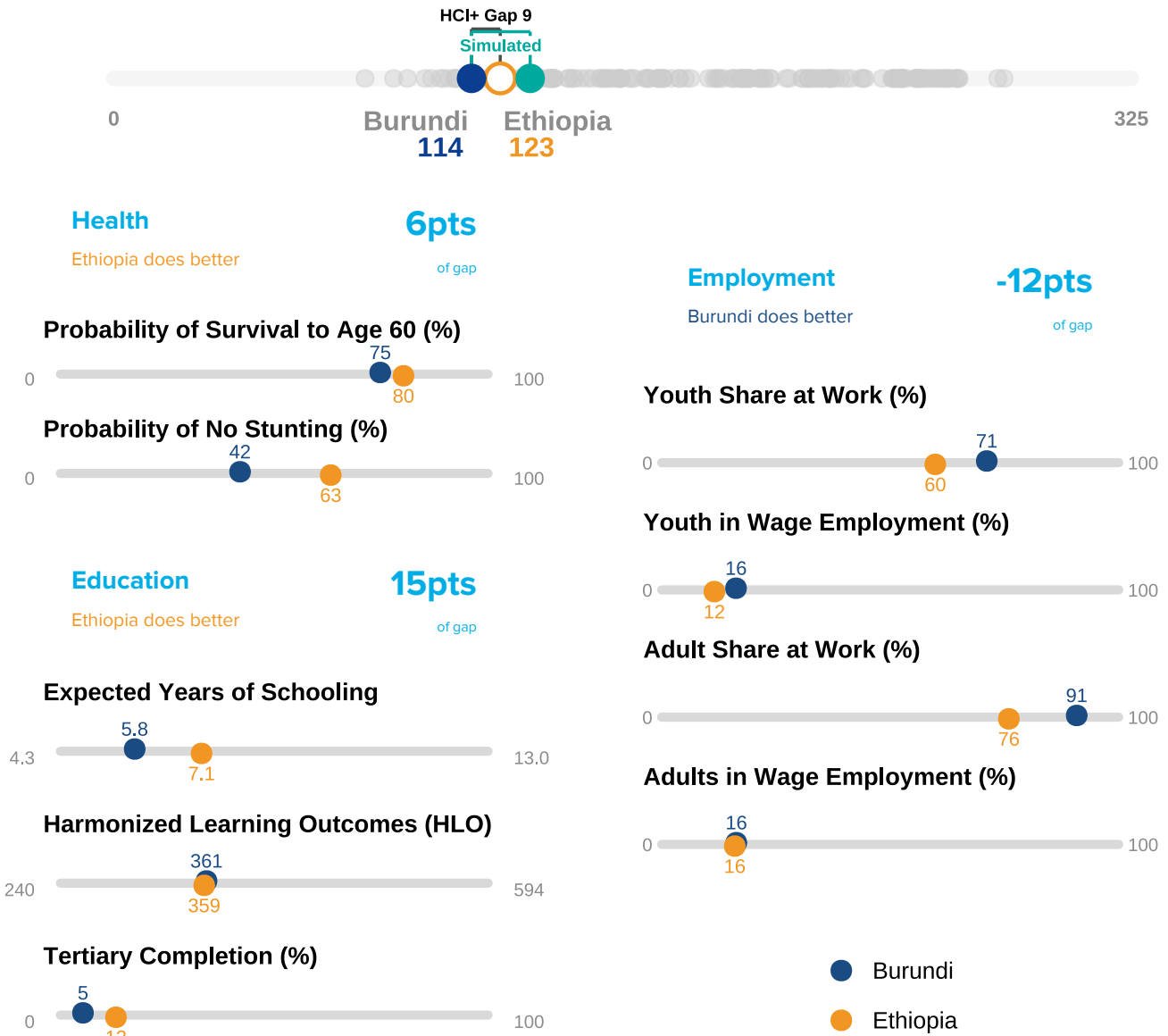
The HCI+ score for the **Education pillar is 43**, lower than the **regional average of 61**.

The HCI+ score for the **Employment pillar is 39**, higher than the **regional average of 29**.



### What indicators are responsible for Burundi’s HCI+ gap with Ethiopia?

Burundi’s HCI+ score (114) is lower than Ethiopia’s (123). The indicators that account for the largest share of the HCI+ gap between Burundi and Ethiopia are **expected years of schooling, tertiary completion, and probability of no stunting**. Raising these indicators to Ethiopia’s levels would increase Burundi’s score to 133, boosting future income by approximately 18.7%.



### What is Burundi’s HCI+ gender gap?

The HCI+ score for **women in Burundi is 114** compared to **116 for men**. The 2-point gap indicates that women’s earning potential will be 2% lower than men’s due to differences in the human capital acquired by men and women in Burundi.



Note: All values are derived from internationally comparable public datasets.

