



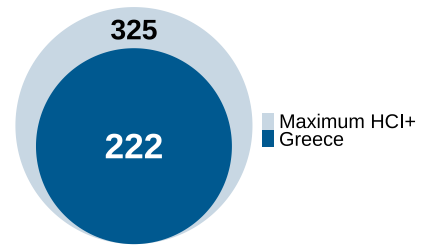
# GREECE

Region: Europe & Central Asia  
Income Category: High Income

**Human capital - people’s knowledge, skills, and health - drives productivity and growth.** The Human Capital Index Plus (HCI+) measures the human capital a child born today can expect to accumulate over their working life, extending the original HCI by incorporating tertiary education and work experience. This brief summarizes **Greece’s** HCI+ score and its performance in building human capital.

## What is Greece’s HCI+ and what does it mean?

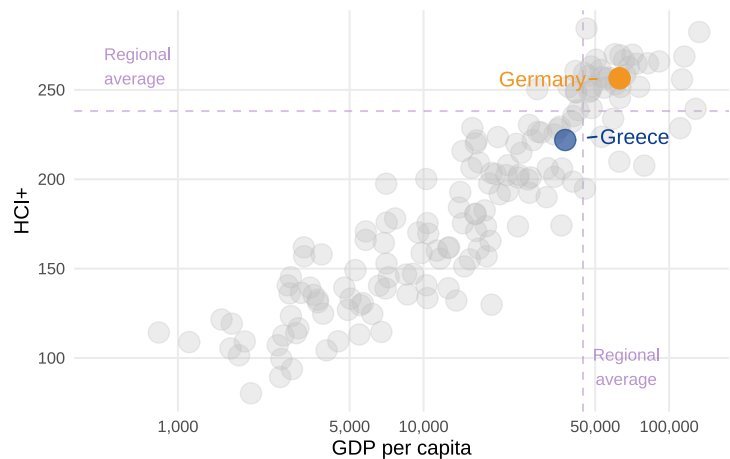
Greece’s HCI+ score is **222** (out of a maximum of **325**), reflecting its investments in **health, education, and employment**. A 10-point increase in the index would translate into approximately 10 percent higher future income. Closing the current gaps in these areas relative to high-performing countries with similar GDP per capita would boost future income by 49%.



## How does Greece’s HCI+ compare to other countries?


Greece’s HCI+ is lower than the average for the **Europe & Central Asia region (240)** and lower than the average for **high-income countries (254)**.

Greece’s HCI+ score is also **34 points lower than Germany’s**.



## What explains Greece’s HCI+?

The HCI+ has three components corresponding to health, education, and employment.



The HCI+ score for the **Health pillar is 48**, slightly higher than the **regional average of 46**.

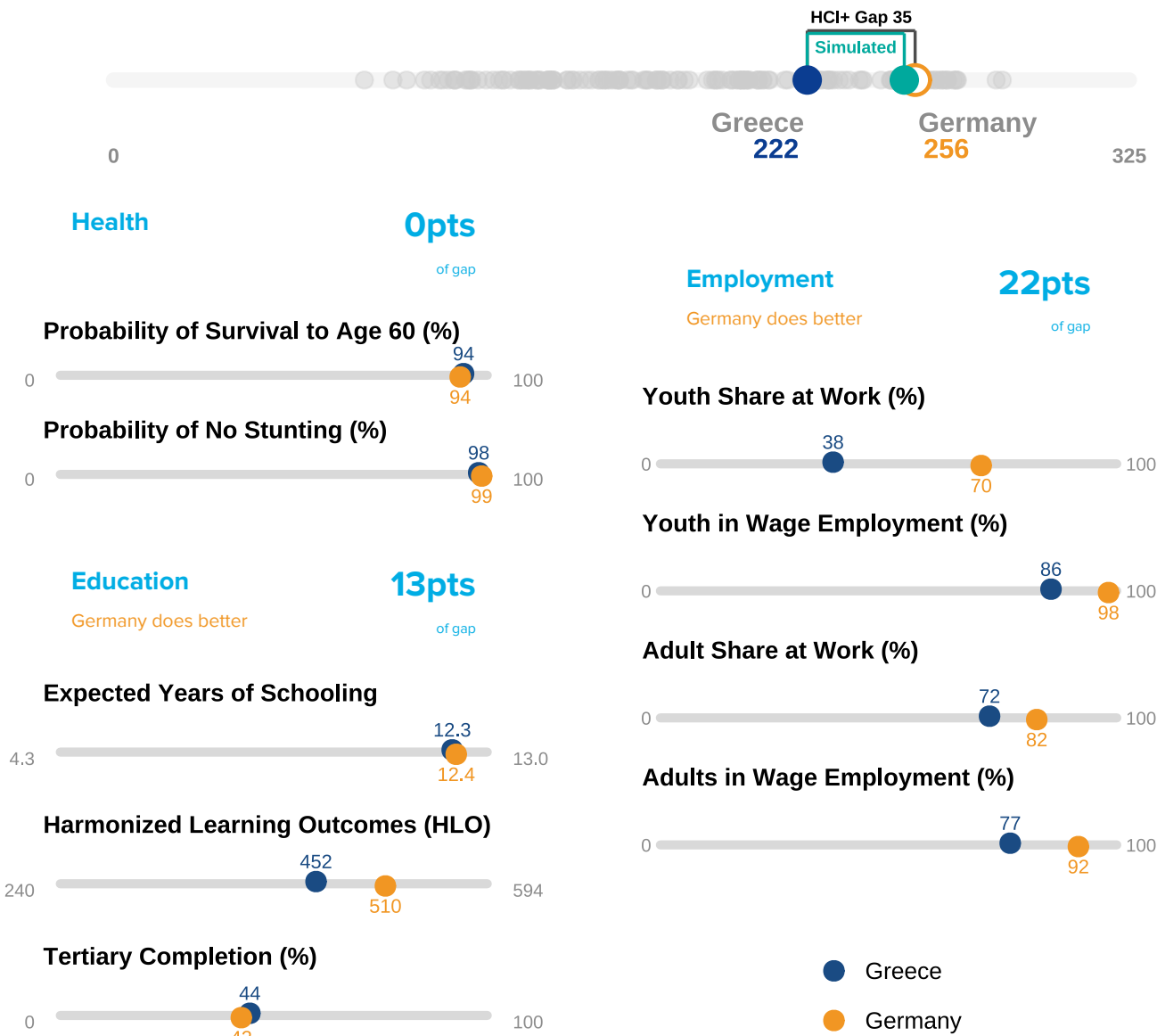
The HCI+ score for the **Education pillar is 135**, lower than the **regional average of 146**.

The HCI+ score for the **Employment pillar is 39**, lower than the **regional average of 48**.



### What indicators are responsible for Greece's HCI+ gap with Germany?

Greece's HCI+ score (222) is lower than Germany's (256). The indicators that account for the largest share of the HCI+ gap between Greece and Germany are **Harmonized Learning Outcomes (HLO), youth share at work, and adult share at work**. Raising these indicators to Germany's levels would increase Greece's score to 253, boosting future income by approximately 31.3%.



### What is Greece's HCI+ gender gap?

The HCI+ score for women in Greece is 221 compared to 222 for men. The 1-point gap indicates that women's earning potential will be 1% lower than men's due to differences in the human capital acquired by men and women in Greece.



Note: All values are derived from internationally comparable public datasets.

