

International Comparison Program (ICP)

Meeting of the Inter-Agency Coordination Group (IACG)

Oct 31 - Nov 3, 2023

World Bank HQ, Washington, DC

Progress on ICP 2021 cycle implementation in LAC

Claudia de Camino
Statistics Division
ECLAC



Outline

- ❑ Country participation status
- ❑ Implementation status
 - ❑ Survey status
 - ❑ Expenditure compilation status
 - ❑ Data submission and validation status
 - ❑ PPP estimation status (2021, 2017, timeseries)
- ❑ Workshops and meetings
- ❑ Challenges and opportunities for improvement in ICP implementation in LAC
- ❑ Dissemination of LAC ICP implementation activities and results

Updates on LAC country participation

13

+

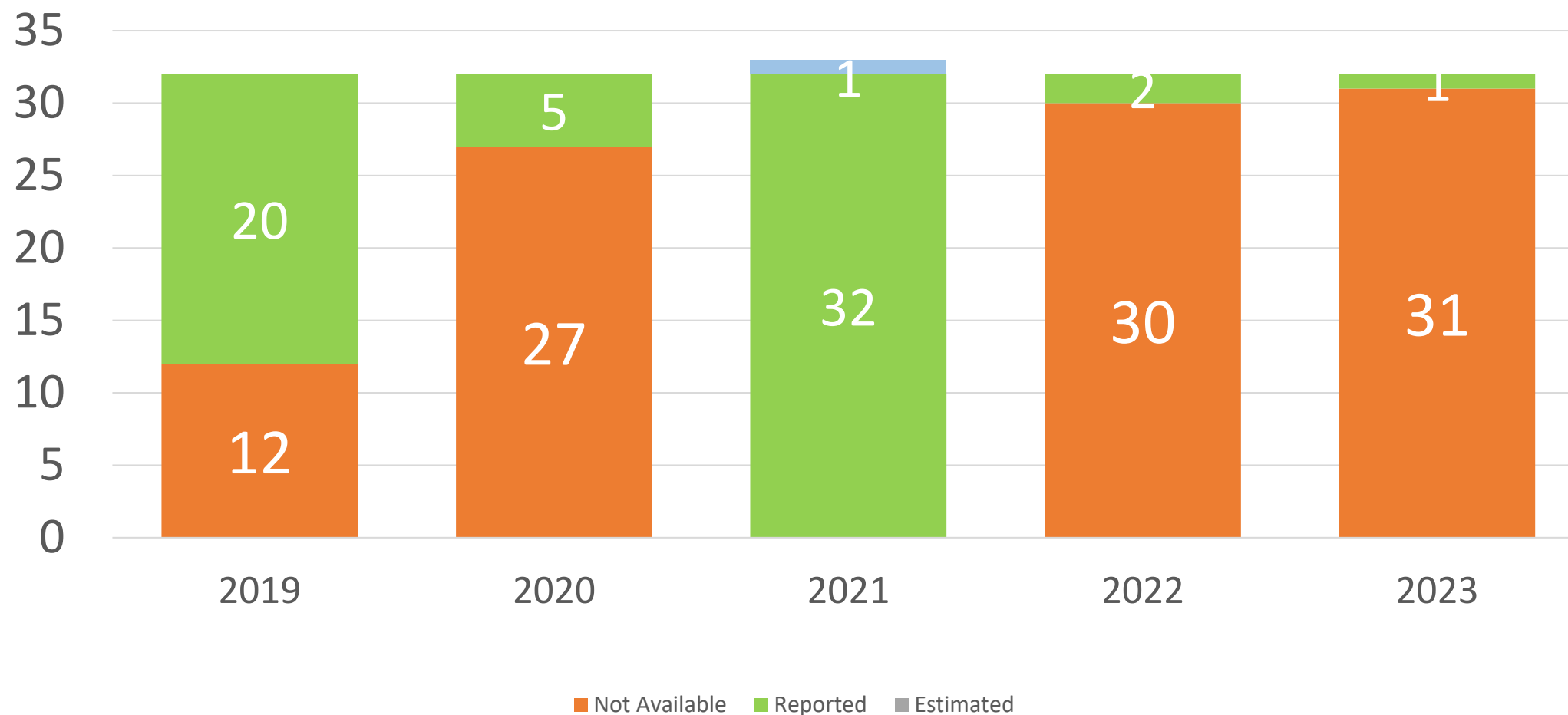
19

=

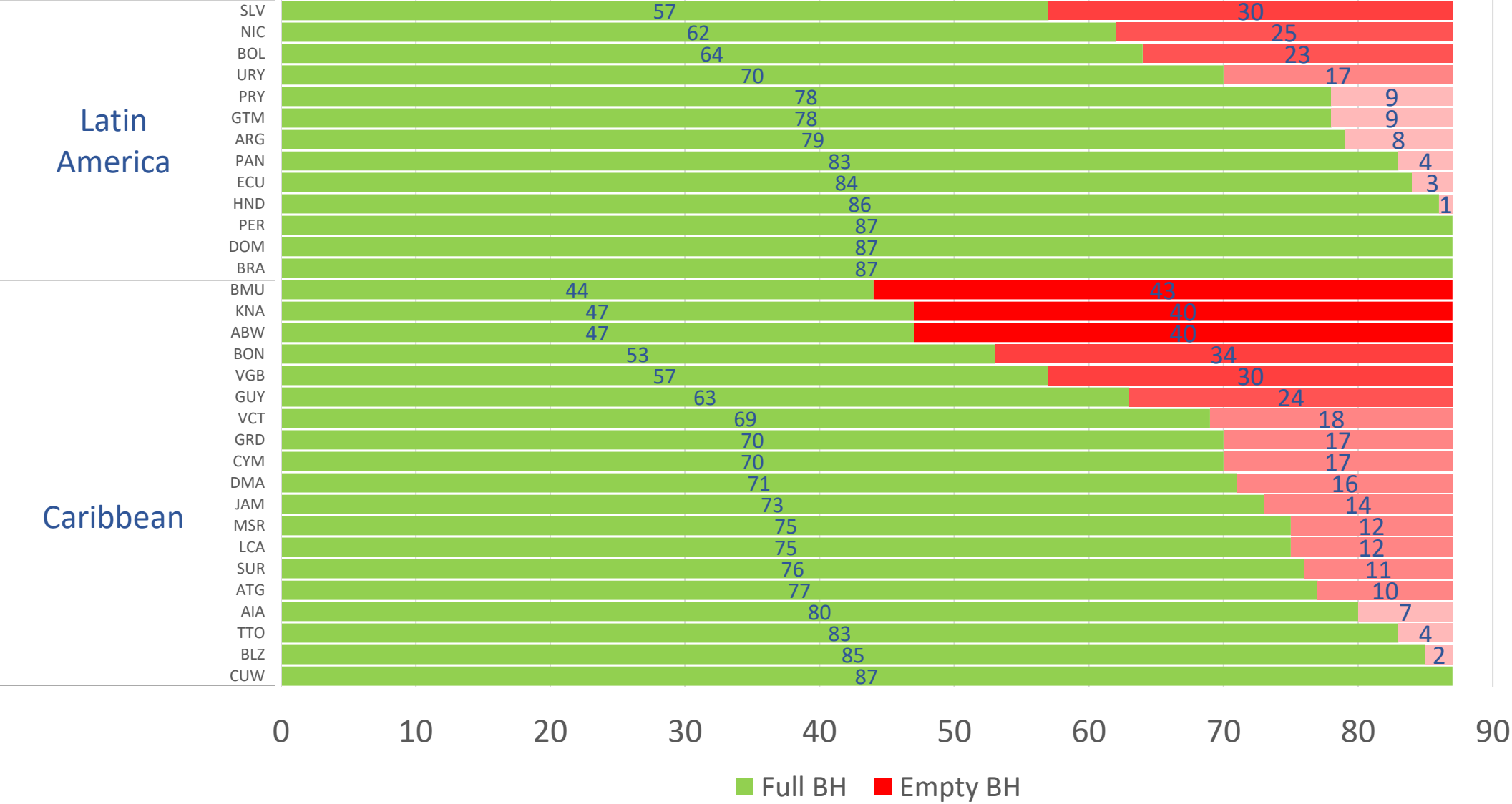
32



Country data submission: HHC 2019 – 2022



HHC: total coverage per Basic Heading by Country

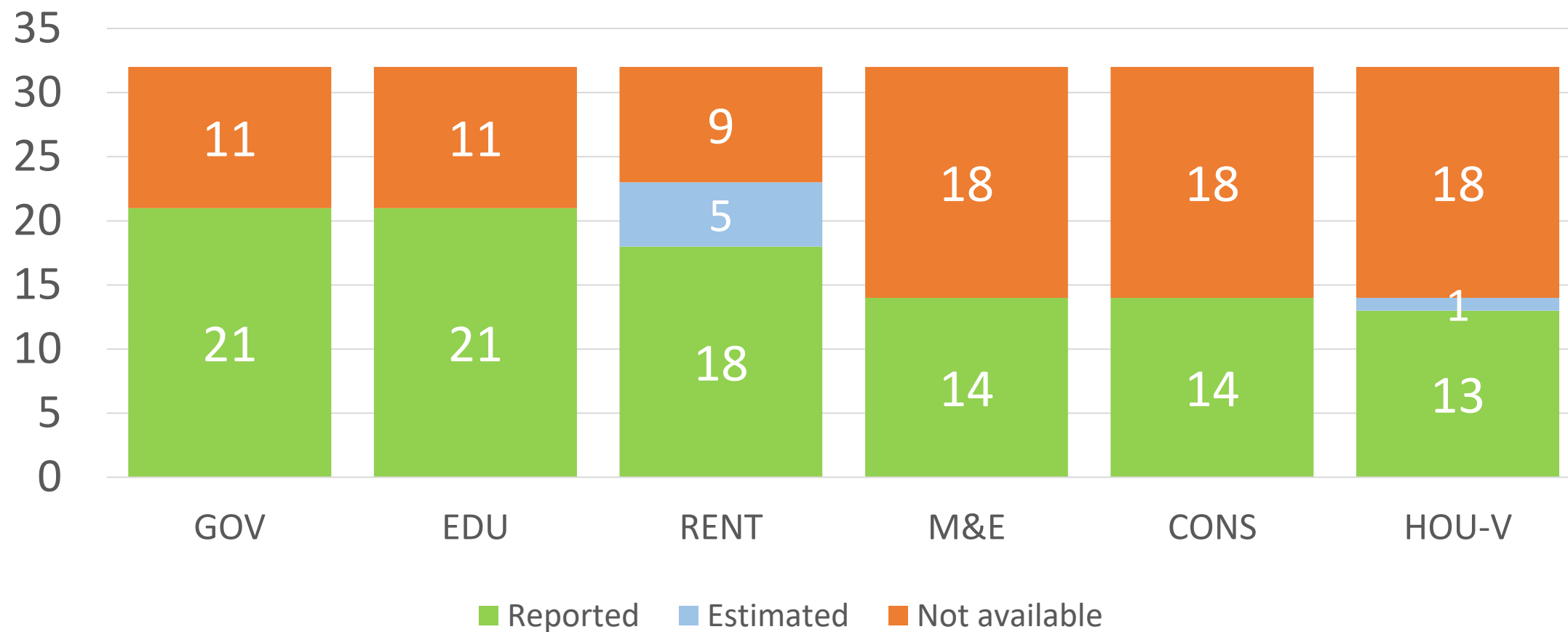


87

HHC:Critical Basic Heading

BH	BH Description	Missing countries	Available Countries	% missing Countries
1112311	Jewellery, clocks and watches	20	12	62.5
1107121	Motorcycles	19	13	59.4
1109151	Repair of audio-visual, photographic and information processing equipment	19	13	59.4
1103141	Cleaning, repair and hire of clothing	17	15	53.1
1105121	Carpets and other floor coverings	17	15	53.1
1105622	Household services	16	16	50.0
1107131	Bicycles	16	16	50.0

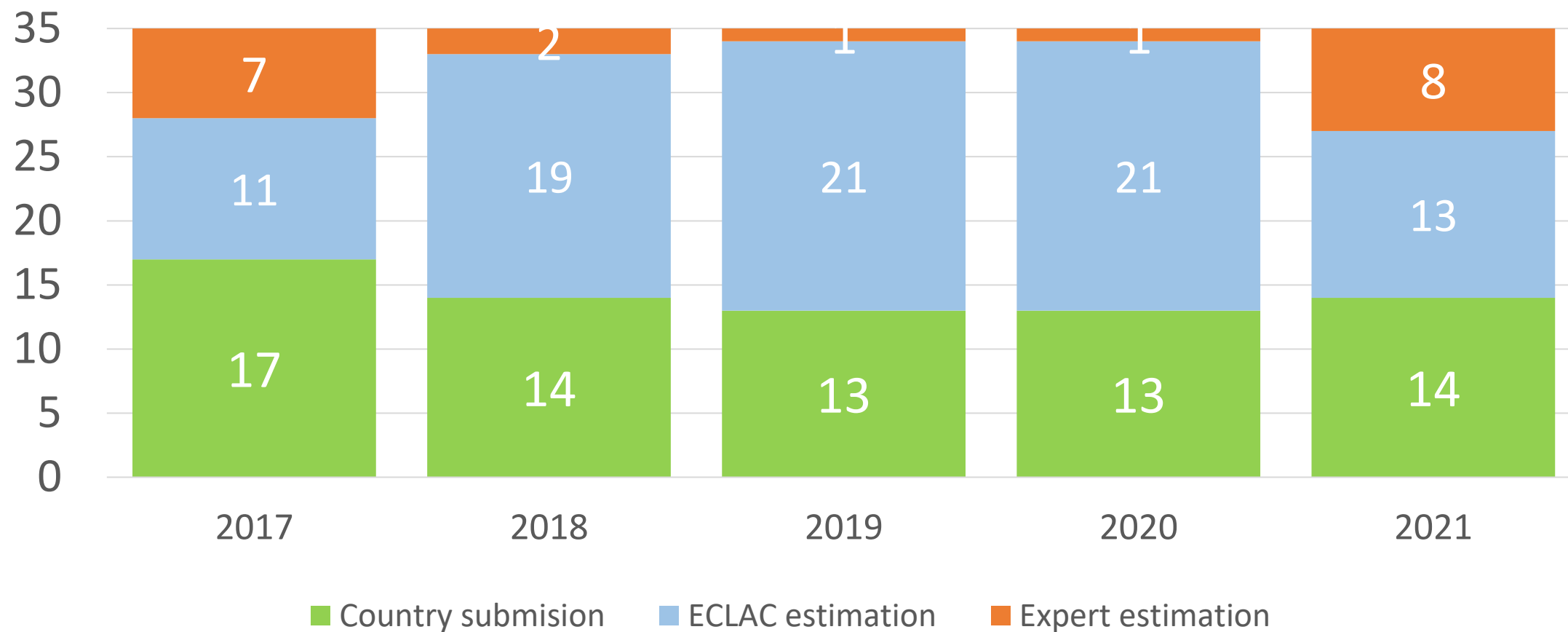
Country data submission: Special Surveys 2021



Country data submission: Special Surveys 2021 (2)

- Consulting and TA (Construction, M&E, Government Compensation, Rental, Private Education)
- Rental: ECLAC estimates based on internet information according dwelling specifications (5 countries).
- M&E: Backcasting data:
 - Available data 2021 and 2022.
 - Challenge: Not all countries in the region have Producer Price Index (PPI)
 - Deflator to go from 2022 to 2021.
 - Use BLS data: USA M&E export price index 2022/2021.
 - Correspondence between HS and ICP items.
 - Adjustment of price index by USD/domestic currency exchange rate.
 - Outcome: M&E estimated prices for 2021 by country
- Construction: extrapolation/backcasting using construction price index or CPI(Caribbean)
- HOV: ECLAC estimates for 2021 based on Household Surveys information available at ECLAC for LA countries.

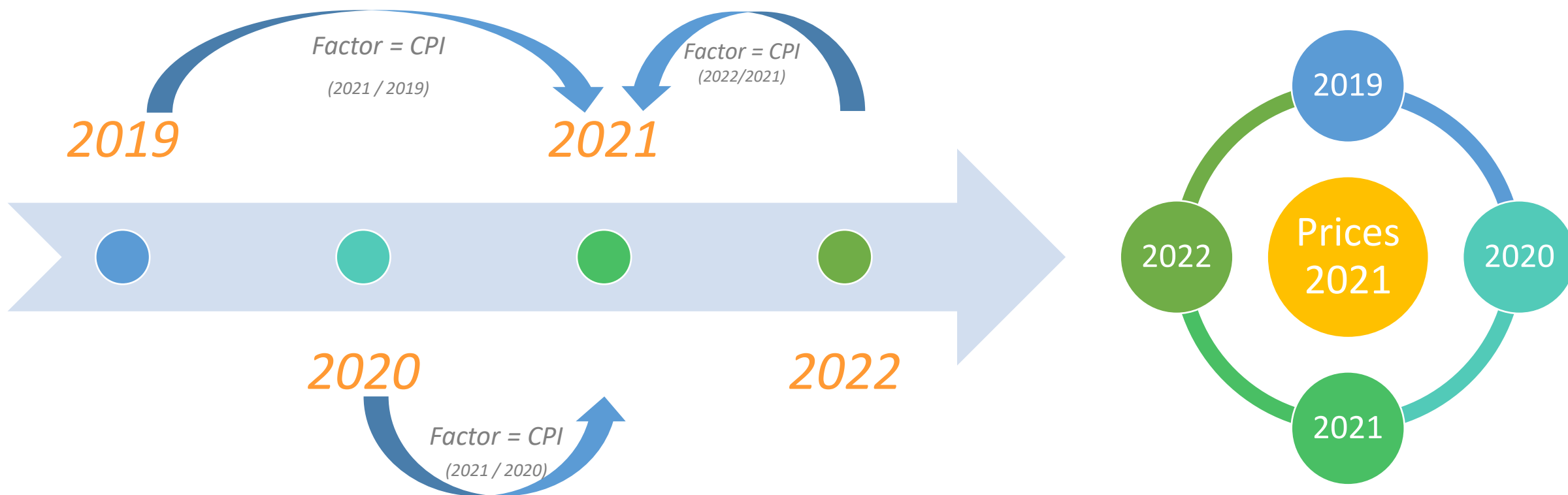
Country data submission: MORES



Country data submission: MORES

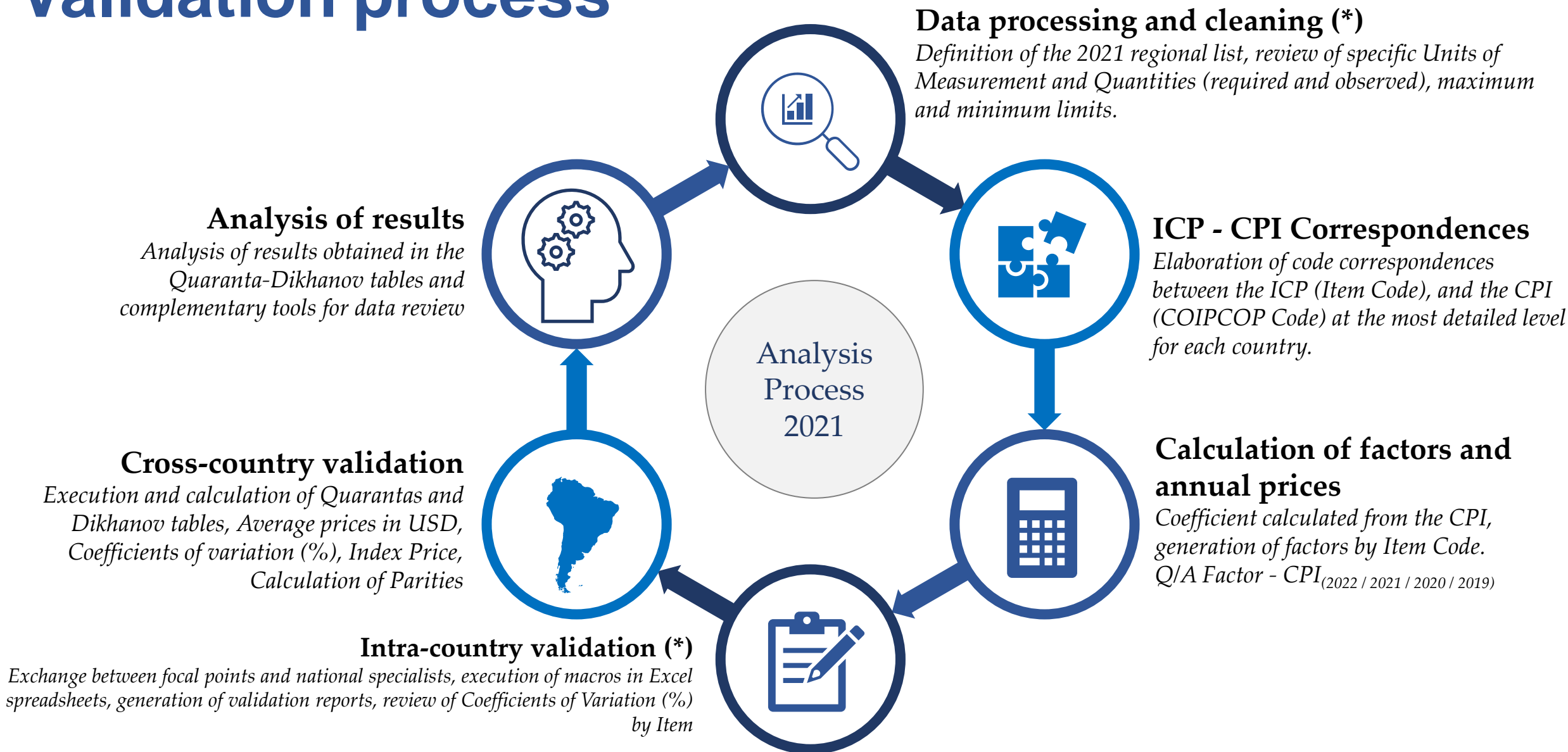
- MORES data for 33 countries:
 - 17 countries provided MORES for this Cycle (ARG, BOL, BRA, ECU, GTM, HND, NIC, PAN, PRY, PER, SLV, URY, ABW, BLZ, BMU, CUW, SUR)
 - Direct Approach (12 countries)
 - Extrapolation/Adjustments (5 countries)
 - Expert Opinion: 8 Caribbean countries were estimated by consultants (AIA, ATG, GRD, MSR, LCA, VCT, TTO, TCA)
 - 8 countries were estimated by ECLAC ICP team using the GDP figures and the approach “*Borrowing from Economy with similar structure*” (DOM, BON, CYM, DMA, GUY, JAM, KNA, VGB)

Extrapolation and Backcasting of prices for HHC

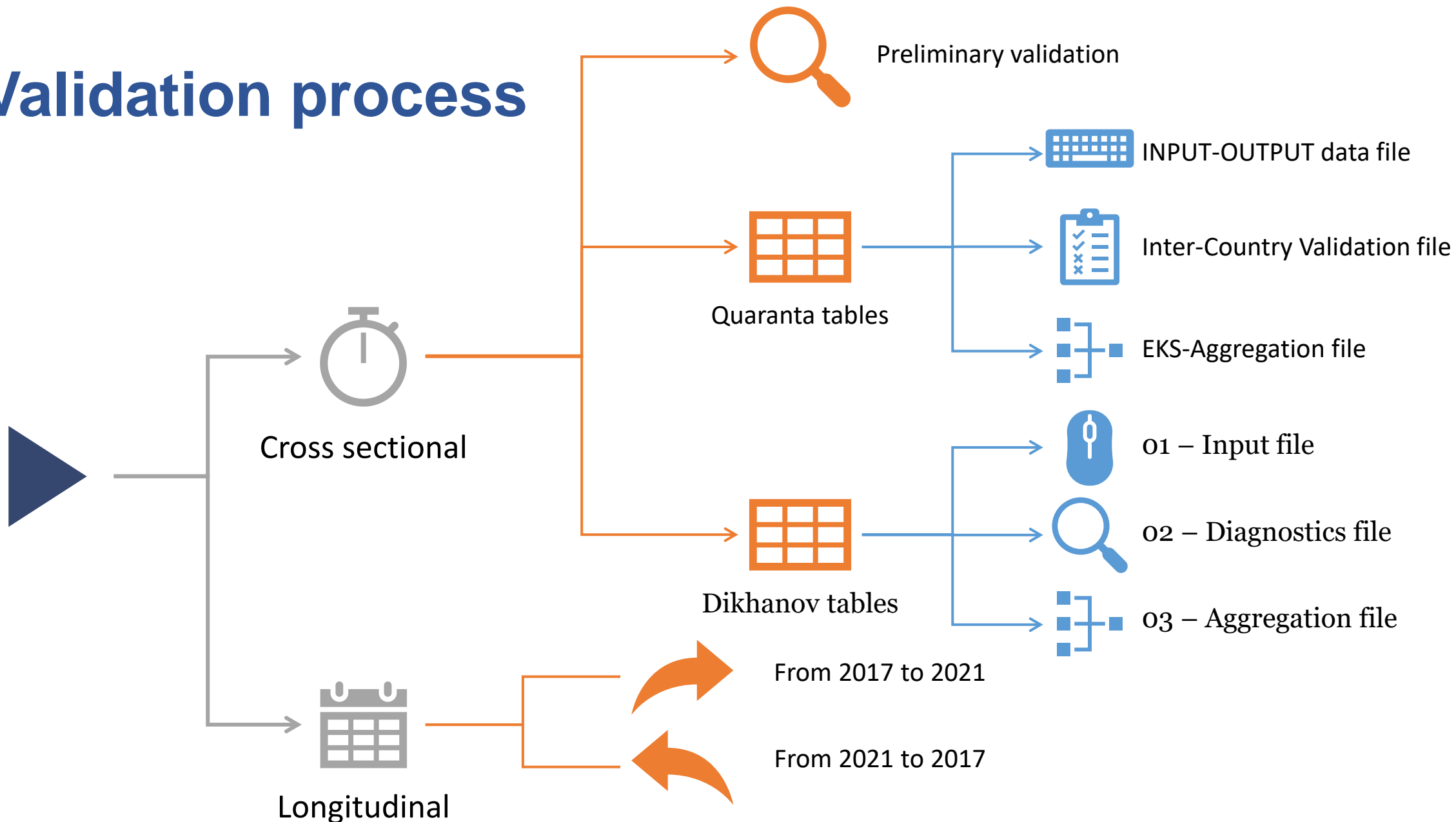


The CPI at the most detailed level available provided by countries was used to calculate factor in line with the item.

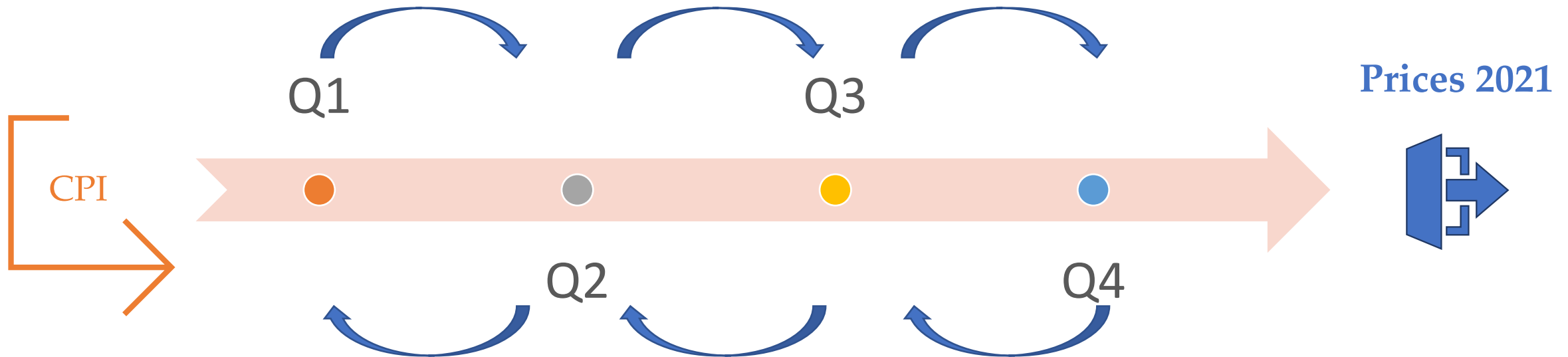
Validation process



Validation process



Annual average calculation of HHC prices



- CPI data maximum detail available by country.
- CPI coding according to COICOP based on country information primarily.
- CPI-ICP correspondence.
- Imputation of quarterly data with CPI through Python algorithms (extrapolation and retropolation, depending on quarterly availability of information).
- Obtaining simple annual averages according to ICP methodology.

Price data validation

- Review of units of measurement.
- Review of the most critical cases in terms of their intra-country, inter quarters and inter-country dispersion.
- Websites review.
- Communication with countries to solve problems.
- Correction of cases and data submission to the GO.
- Special Surveys: Regional review
 - M&E Consulting (Planco Consulting): Benchmarks, review of outlier cases, consistency and validation process.
 - Other Special Surveys data validation: in progress

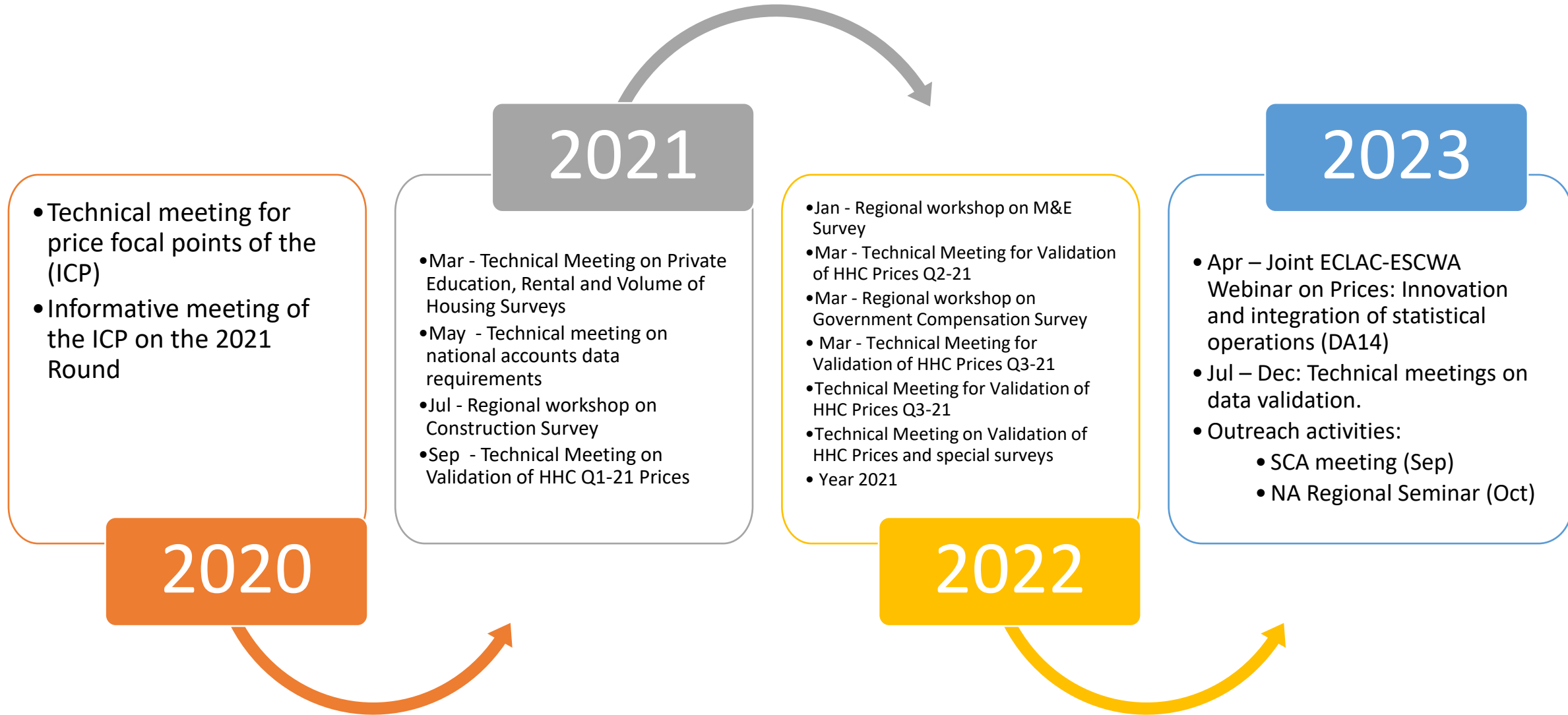
MORES data validation

- Validation process:
 - review of MORES data in relation to available national accounts data for each country:
 - GDP and components level
 - GDP and component structure
 - Basic heading with Price without MORES
 - Changes in structure over time

PPP estimation status

- Preliminary estimates using QT and DT tools at BH level
- Work in progress to include validated data on MORES and Special Surveys

Workshops and meetings summary



ICP 2024 non-household pre-survey

- Proposal to incorporate additional details necessary for better comparability:
 - Rental: other costs included in rental amounts, such as parking or communal expenses in the case of apartments.
 - Private education: for language classes, recommendation to include only recognized institutions that allow access to a certification.
 - Construction and Machinery&Equipment: Verification of availability and effective use of items in LAC
 - Government Compensation: suggestion to remove firefighters
 - Household consumption:
 - availability of brand and/or model, for example telephone equipment, the mentioned versions are not available in LAC region, the same for mobile communication services, some of them are not available since the standards are of higher technology in terms of data and messaging is not part of the costs associated with the tariffs, among others.
 - Suggestion to remove cleaning services.

Challenges in implementing 2021 ICP Cycle in LAC

Financial and human resource constraints

Challenges of COVID-19 on statistical work:

- Lockdown and mobility restrictions
- Post pandemic (2021 and 2022) stores closure.
- Teleworking/Virtual vs in person meetings

Conduct of Census Round in the Caribbean region

Decline in participation of two countries (Barbados, Bahamas).

Delay in data submission in Caribbean countries

Natural disasters in LAC countries (Haiti, Saint Vincent and the Grenadines)

Delay in data submission due to staff changes:
Institutional commitment

Methodological issues:

Inability of some Caribbean countries to elaborate the MORES because they do not have GDP measurements by expenditure approach.

Opportunities for improvement in implementing ICP in LAC

- Continuous communication with national focal points.
- Recommendations to countries to improve survey data collection and coverage.
- Capacity building activities.
- Assessment of alternative data sources.
- Sharing best practices in implementing ICP among regions.
- GO guidelines, recommendations and continuous support in the ICP implementation in LAC.
- Financial resources to improve ICP implementation in LAC and strengthen its sustainability.

ECLAC Dissemination of ICP implementation in LAC

ACTIVITIES

MEETINGS AND TECHNICAL SYMPOSIUMS | 27-30 SEP 2021, REUNIÓN VIRTUAL / VIRTUAL MEETING, MEXICO
Eighth Global Conference on Statistical Data and Metadata Exchange (SDMX) - Data without barriers
 The Economic Commission for Latin America and the Caribbean (ECLAC), through its Statistics Division, will participate at the eighth Global Conference on SDMX in a panel discussion focused on the...

MEETINGS AND TECHNICAL SYMPOSIUMS | 29-30 SEP 2021, REUNIÓN VIRTUAL / VIRTUAL MEETING, CHILE
Technical meeting on validation of prices of household consumption expenditure
 Virtual meeting organized by ECLAC in its capacity as Regional Coordinator for Latin America and the Caribbean of the ICP.

OTHER EVENTS | 15 OCT 2021, EVENTO VIRTUAL / VIRTUAL EVENT CHILE
New interface of CEPALSTAT portal to improve accessibility to Latin America and the Caribbean regionally comparable statistics
 The launch of this new interface of the ECLAC statistical data portal will be held place virtually.

https://www.cepal.org/sites/default/files/publication/files/46742/S2000830_en.pdf

Naciones Unidas | CEPAL | División de Estadística

CEPALSTAT
 Bases de Datos y Publicaciones Estadísticas

ESTADÍSTICAS E INDICADORES • PERFILES REGIONALES • PERFILES NACIONALES • SECTORIAL • MÉTODOS Y CLASIFICACIONES • PUBLICACIONES • OPEN DATA/PA

NOVEDADES

- 24 de Agosto, 2022 | EVENTO: 100th Anniversary of the Statistical Division of the Americas of the CEPAL
- 14 de Julio, 2022 | PUBLICACION: Nueva publicación: Insumos y resultados de la pandemia por COVID-19 para los sectores de Ingresos en América Latina
- 01 de Julio, 2022 | NUEVAS CIFRAS MENSUALES DE INDICE DE PRECIOS AL CONSUMIDOR IPC POR GRUPOS: CEPALSTAT presenta datos mensuales actualizados por los 22 países de América Latina y el Caribe disponibles a mayo de 2022. Este nivel de comparación de los índices de IPC, IPC-B (Alimentario y Bebidas), IPC-S (Alquileres, IPC-T (Transporte) e IPC-N (No transporte).

PRINCIPALES CIFRAS DE AMÉRICA LATINA Y EL CARIBE

POBLACION TOTAL	POBREZA EXTREMA	TASA DE DESOCUPACION	TASA DE CRECIMIENTO DEL PIB	TASA DE CRECIMIENTO DEL IPC	INTENSIDAD ENERGÉTICA DEL PIB
660 269 millas de personas 2022	13.1% de la población 2020	10.5% de la población económicamente activa 2020	6.6% a precios constantes 2021	12.5% porcentaje 2021	1.0 mil dólares por habitante de precios 2019

Cuentas nacionales

<https://statistics.cepal.org/portal/cepalstat/dashboard.html?theme=2&lang=es>

PROJECT DOCUMENTS

International Comparison Program: 2017 round for Latin America and the Caribbean
 Methodology and main results

Maria Paz Collinao
 Claudia de Carrizosa Ferrario
 Federico Dorini
 Martha Tovar Soria

ECLAC **WORLD BANK GROUP**

<https://www.cepal.org/en/work-areas/statistics>

Thank you

Follow us on:



<https://www.cepal.org/en>



https://twitter.com/eclac_un



<https://www.facebook.com/eclac>



<https://www.youtube.com/user/ECLACUN>



<https://www.flickr.com/photos/eclac>



UNITED NATIONS

ECLAC



years

Working for
a productive, inclusive
and sustainable future