



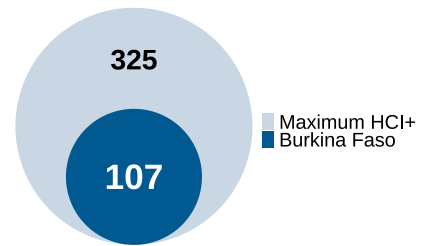
BURKINA FASO

Region: Sub-Saharan Africa
Income Category: Low Income

Human capital - people’s knowledge, skills, and health - drives productivity and growth. The Human Capital Index Plus (HCI+) measures the human capital a child born today can expect to accumulate over their working life, extending the original HCI by incorporating tertiary education and work experience. This brief summarizes **Burkina Faso’s** HCI+ score and its performance in building human capital.

What is Burkina Faso’s HCI+ and what does it mean?

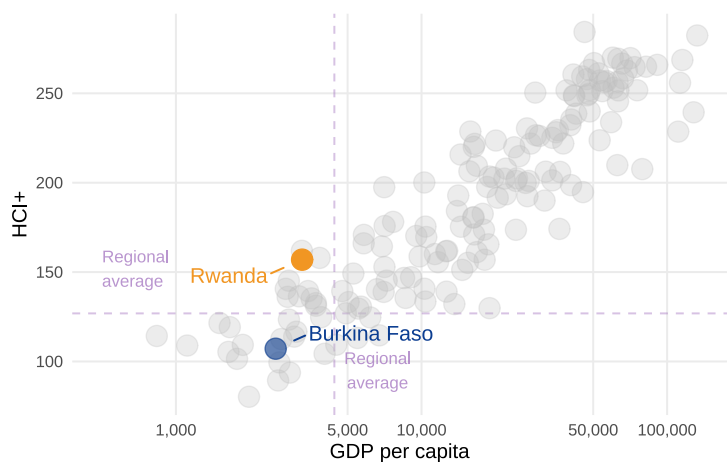
Burkina Faso’s HCI+ score is 107 (out of a maximum of 325), reflecting its investments in health, education, and employment. A 10-point increase in the index would translate into approximately 10 percent higher future income. Closing the current gaps in these areas relative to high-performing countries with similar GDP per capita would boost future income by 66%.



How does Burkina Faso’s HCI+ compare to other countries?


Burkina Faso’s HCI+ is lower than the average for the **Sub-Saharan Africa region (126)** and lower than the average for **low-income countries (116)**.

Among Burkina Faso’s income level peers, **Rwanda is the top performer in HCI+.**

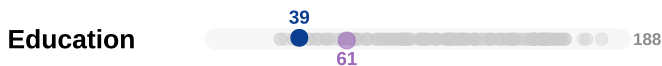


What explains Burkina Faso’s HCI+?

The HCI+ has three components corresponding to health, education, and employment.



The HCI+ score for the **Health pillar is 38**, slightly higher than the **regional average of 36**.



The HCI+ score for the **Education pillar is 39**, lower than the **regional average of 61**.



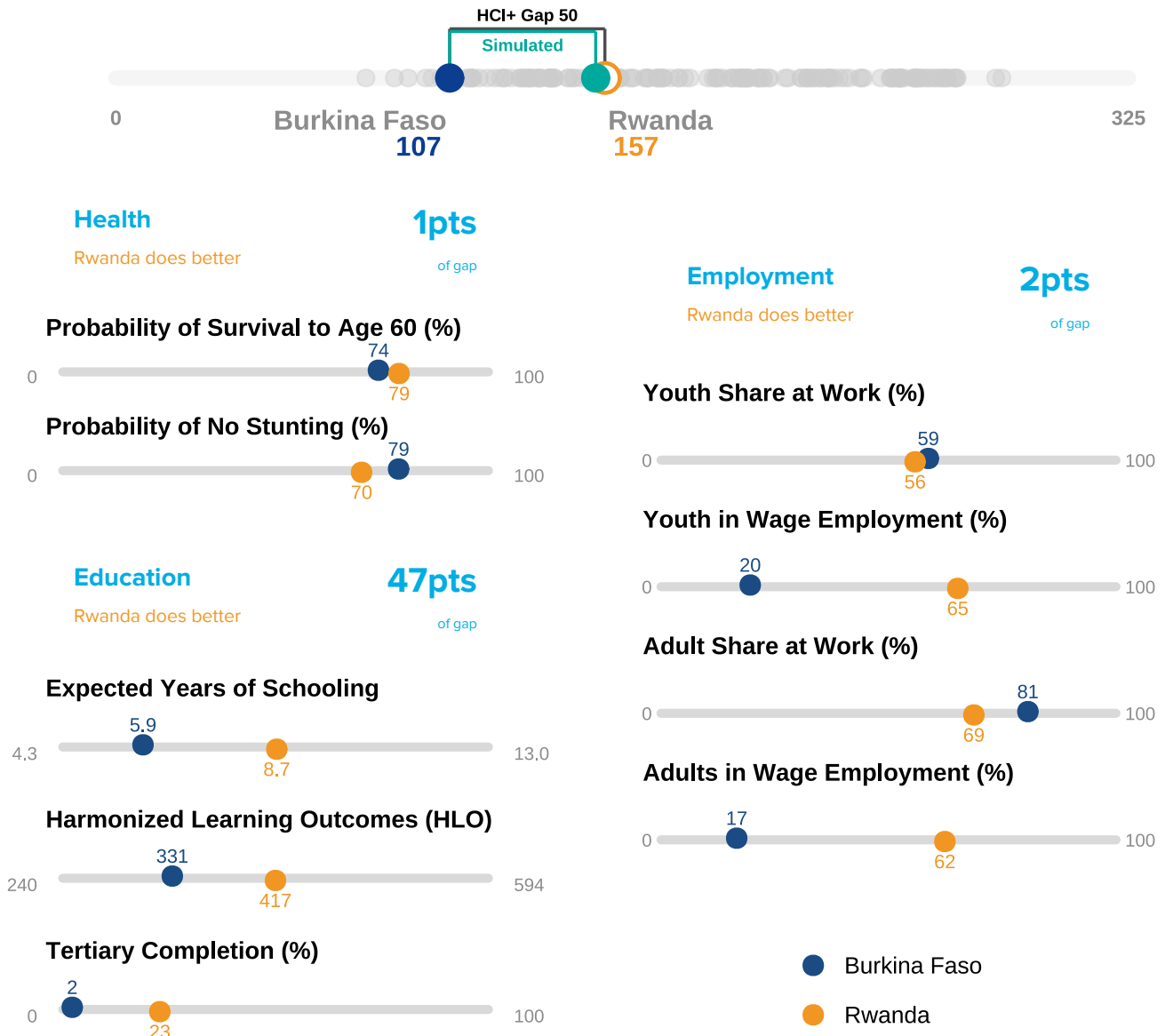
The HCI+ score for the **Employment pillar is 30**, slightly higher than the **regional average of 29**.

Note: Data should be interpreted with caution, given the country’s classification by the World Bank as a conflict-affected situation.



What indicators are responsible for Burkina Faso's HCI+ gap with Rwanda?

Burkina Faso's HCI+ score (107) is lower than Rwanda's (157). The indicators that account for the largest share of the HCI+ gap between Burkina Faso and Rwanda are **expected years of schooling, tertiary completion, and Harmonized Learning Outcomes (HLO)**. Raising these indicators to Rwanda's levels would increase Burkina Faso's score to 154, boosting future income by approximately 46.7%.



What is Burkina Faso's HCI+ gender gap?

The HCI+ score for **women in Burkina Faso is 104** compared to **112 for men**. The 8-point gap indicates that women's earning potential will be 8% lower than men's due to differences in the human capital acquired by men and women in Burkina Faso.



Note: All values are derived from internationally comparable public datasets.

