



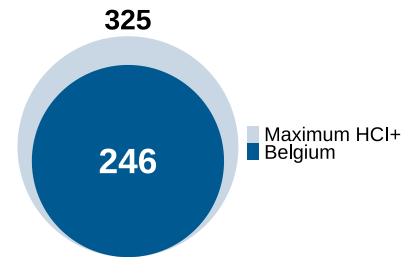
BELGIUM

Region: Europe & Central Asia
Income Category: High Income

Human capital - people’s knowledge, skills, and health - drives productivity and growth. The Human Capital Index Plus (HCI+) measures the human capital a child born today can expect to accumulate over their working life, extending the original HCI by incorporating tertiary education and work experience. This brief summarizes **Belgium’s** HCI+ score and its performance in building human capital.

What is Belgium’s HCI+ and what does it mean?

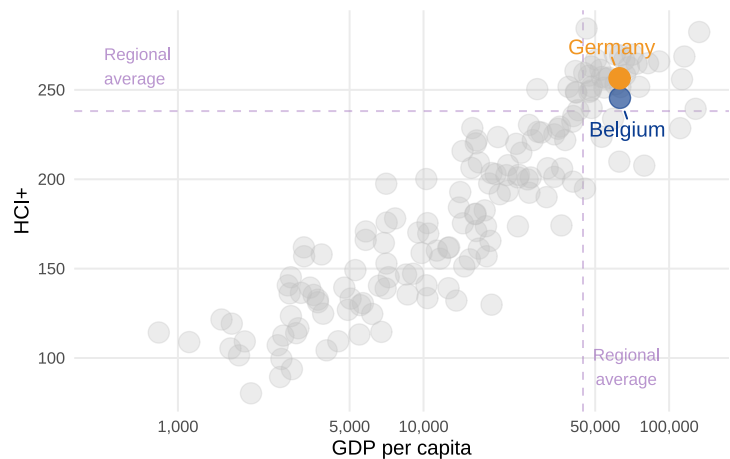
Belgium’s HCI+ score is 246 (out of a maximum of 325), reflecting its investments in health, education, and employment. A 10-point increase in the index would translate into approximately 10 percent higher future income. Closing the current gaps in these areas relative to high-performing countries with similar GDP per capita would boost future income by 42%.



How does Belgium’s HCI+ compare to other countries?

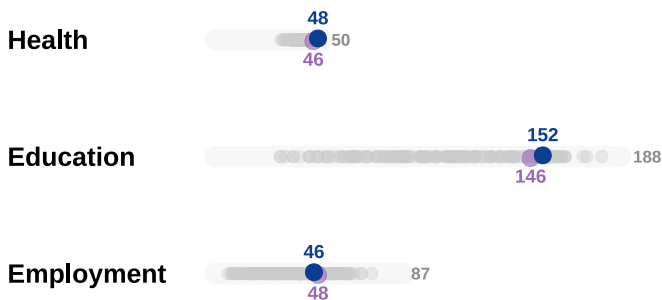
Belgium’s HCI+ is higher than the average for the **Europe & Central Asia region (240)** and lower than the average for **high-income countries (254)**.

Belgium’s HCI+ score is also **10 points lower than Germany’s**.



What explains Belgium’s HCI+?

The HCI+ has three components corresponding to health, education, and employment.



The HCI+ score for the **Health pillar is 48**, slightly higher than the **regional average of 46**.

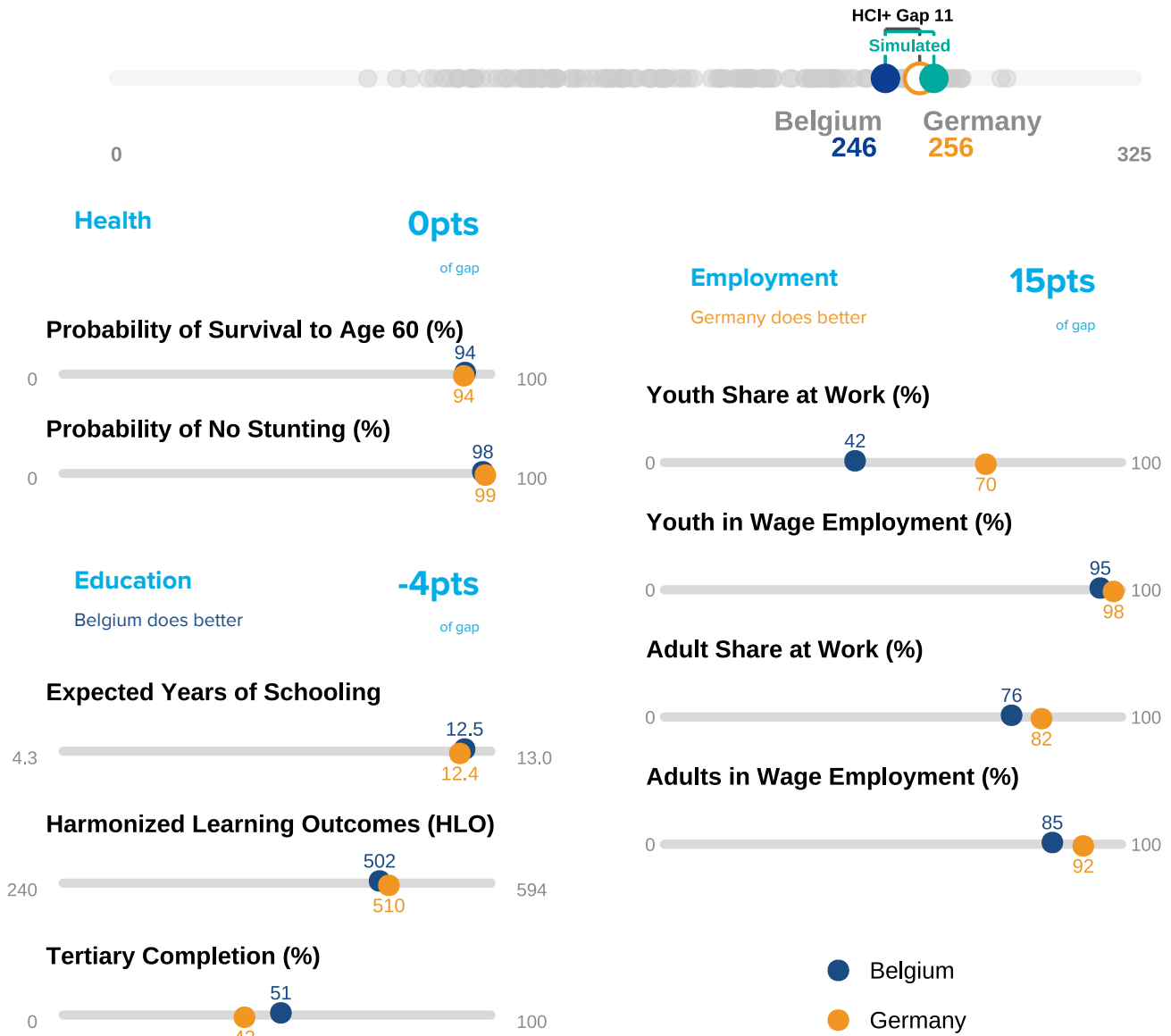
The HCI+ score for the **Education pillar is 152**, higher than the **regional average of 146**.

The HCI+ score for the **Employment pillar is 46**, slightly lower than the **regional average of 48**.



What indicators are responsible for Belgium's HCI+ gap with Germany?

Belgium's HCI+ score (246) is lower than Germany's (256). The indicators that account for the largest share of the HCI+ gap between Belgium and Germany are **youth share at work, adult share at work, and Harmonized Learning Outcomes (HLO)**. Raising these indicators to Germany's levels would increase Belgium's score to **261**, boosting future income by approximately 15.3%.



What is Belgium's HCI+ gender gap?

The HCI+ score for **women in Belgium is 243** compared to **245 for men**. The 2-point gap indicates that women's earning potential will be 2% lower than men's due to differences in the human capital acquired by men and women in Belgium.



Note: All values are derived from internationally comparable public datasets.

