



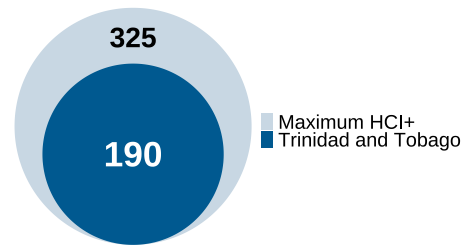
TRINIDAD AND TOBAGO

Region: Latin America & Caribbean
Income Category: High Income

Human capital - people’s knowledge, skills, and health - drives productivity and growth. The Human Capital Index Plus (HCI+) measures the human capital a child born today can expect to accumulate over their working life, extending the original HCI by incorporating tertiary education and work experience. This brief summarizes **Trinidad and Tobago’s** HCI+ score and its performance in building human capital.

What is Trinidad and Tobago’s HCI+ and what does it mean?

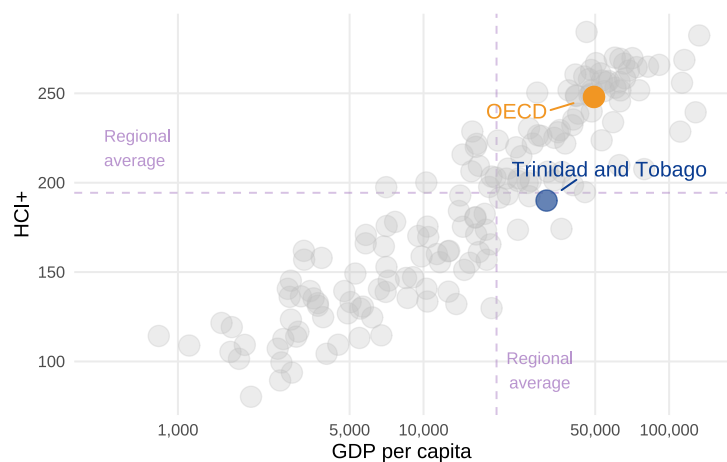
Trinidad and Tobago’s HCI+ score is **190** (out of a maximum of **325**), reflecting its investments in health, education, and employment. A 10-point increase in the index would translate into approximately 10 percent higher future income. Closing the current gaps in these areas relative to high-performing countries with similar GDP per capita would boost future income by 90%.



How does Trinidad and Tobago’s HCI+ compare to other countries?

Trinidad and Tobago’s HCI+ is lower than the average for the **Latin America & Caribbean region (194)** and lower than the average for **high-income countries (254)**.

Trinidad and Tobago’s HCI+ score is also **58 points lower than the OECD average**.



What explains Trinidad and Tobago’s HCI+?

The HCI+ has three components corresponding to health, education, and employment.



The HCI+ score for the **Health pillar is 44**, about the same as the **regional average of 44**.



The HCI+ score for the **Education pillar is 103**, lower than the **regional average of 109**.

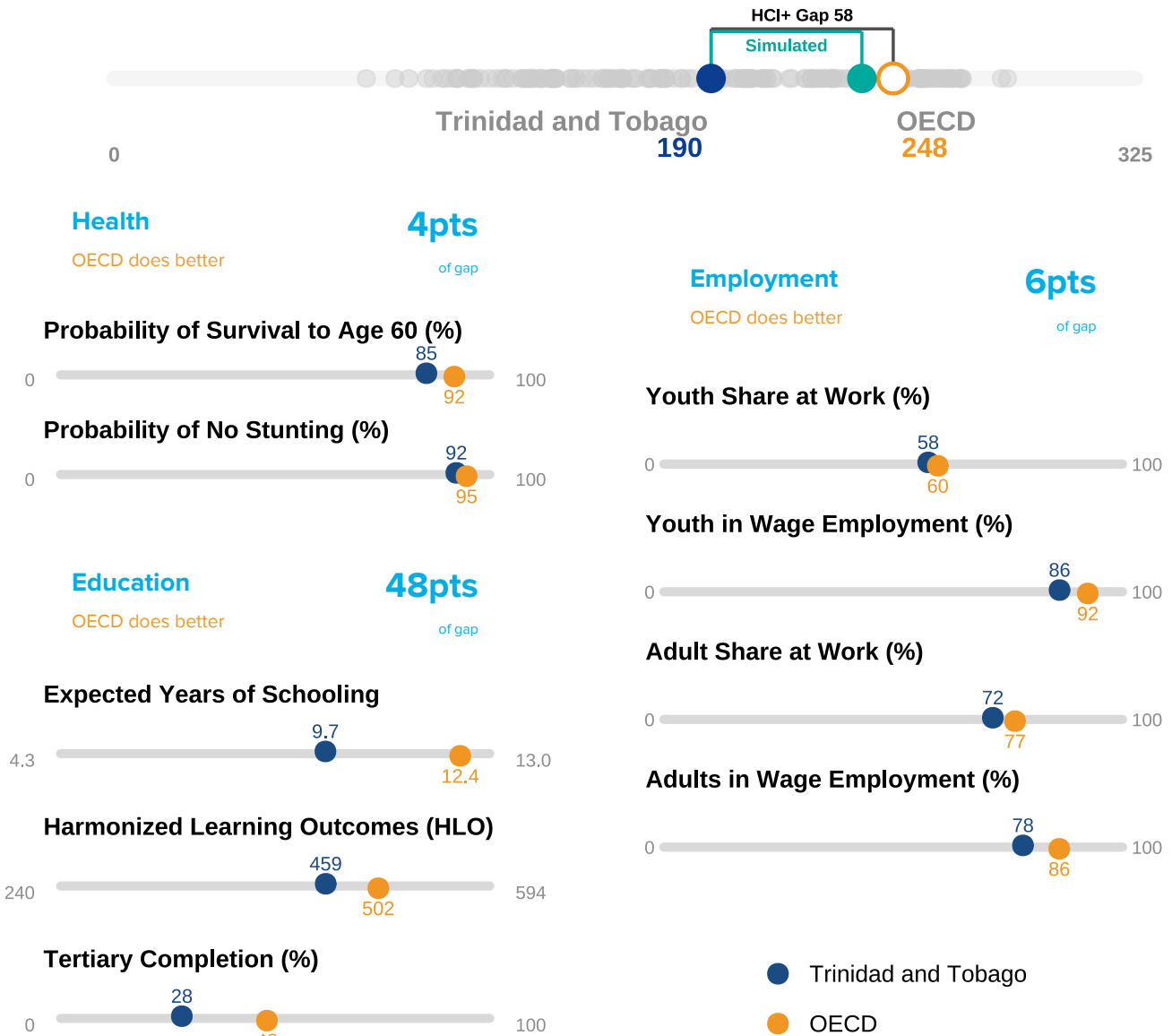


The HCI+ score for the **Employment pillar is 43**, slightly higher than the **regional average of 42**.



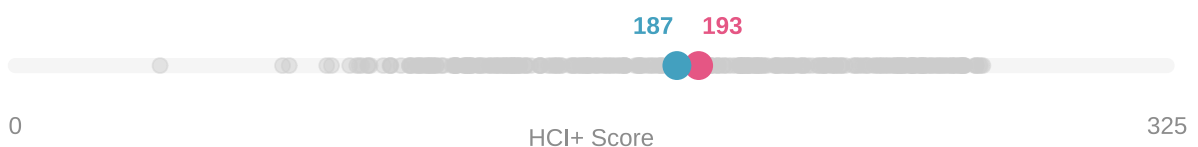
What indicators are responsible for Trinidad and Tobago's HCI+ gap with OECD?

Trinidad and Tobago's HCI+ score (190) is lower than the OECD average (248). The indicators that account for the largest share of the HCI+ gap between Trinidad and Tobago and the OECD are **expected years of schooling, tertiary completion, and Harmonized Learning Outcomes (HLO)**. Raising these indicators to OECD levels would increase Trinidad and Tobago's score to **238**, boosting future income by approximately 48.4%.



What is Trinidad and Tobago's HCI+ gender gap?

The HCI+ score for **women in Trinidad and Tobago is 193** compared to **187 for men**. The 6-point gap indicates that women's earning potential will be 6% higher than men's due to differences in the human capital acquired by men and women in Trinidad and Tobago.



Note: All values are derived from internationally comparable public datasets.

