



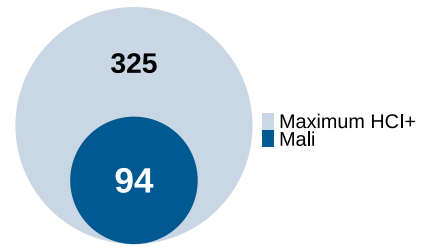
# MALI

Region: Sub-Saharan Africa  
Income Category: Low Income

**Human capital - people’s knowledge, skills, and health - drives productivity and growth.** The Human Capital Index Plus (HCI+) measures the human capital a child born today can expect to accumulate over their working life, extending the original HCI by incorporating tertiary education and work experience. This brief summarizes **Mali’s** HCI+ score and its performance in building human capital.

## What is Mali’s HCI+ and what does it mean?

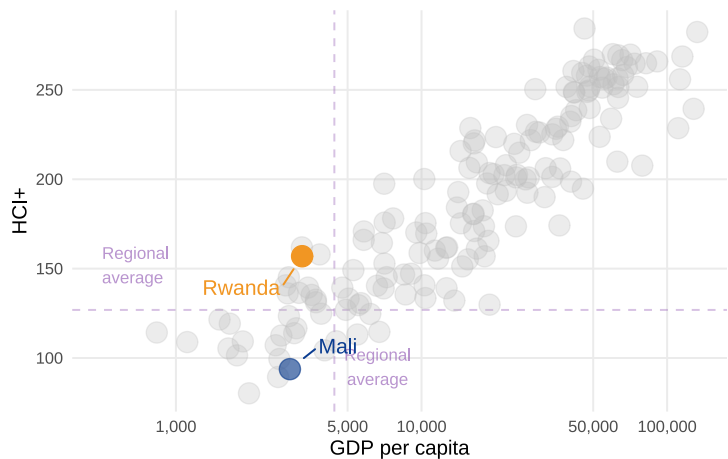
**Mali’s HCI+ score is 94 (out of a maximum of 325), reflecting its investments in health, education, and employment.** A 10-point increase in the index would translate into approximately 10 percent higher future income. Closing the current gaps in these areas relative to high-performing countries with similar GDP per capita would boost future income by 97%.



## How does Mali’s HCI+ compare to other countries?

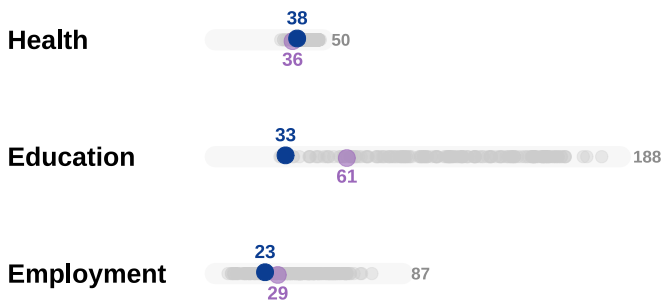
Mali’s HCI+ is lower than the average for the **Sub-Saharan Africa region (126)** and lower than the average for **low-income countries (116)**.

Among Mali’s income level peers, **Rwanda is the top performer in HCI+.**



## What explains Mali’s HCI+?

The HCI+ has three components corresponding to health, education, and employment.



The HCI+ score for the **Health pillar is 38**, slightly higher than the **regional average of 36**.

The HCI+ score for the **Education pillar is 33**, lower than the **regional average of 61**.

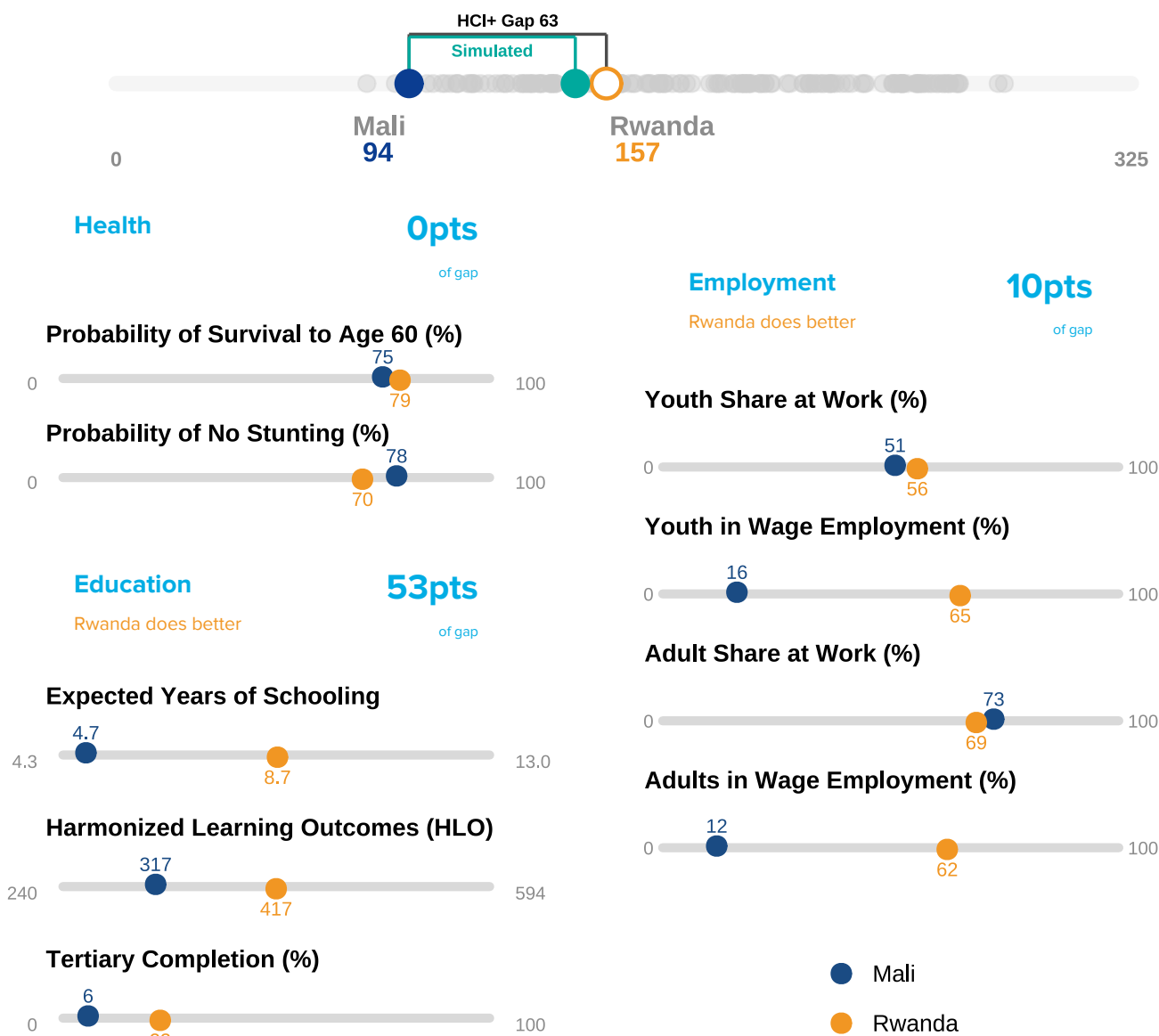
The HCI+ score for the **Employment pillar is 23**, lower than the **regional average of 29**.

Note: Data should be interpreted with caution, given the country’s classification by the World Bank as a conflict-affected situation.



## What indicators are responsible for Mali's HCI+ gap with Rwanda?

Mali's HCI+ score (94) is lower than Rwanda's (157). The indicators that account for the largest share of the HCI+ gap between Mali and Rwanda are **expected years of schooling, Harmonized Learning Outcomes (HLO), and tertiary completion**. Raising these indicators to Rwanda's levels would increase Mali's score to 147, boosting future income by approximately 52.7%.



## What is Mali's HCI+ gender gap?

The HCI+ score for **women in Mali is 77** compared to **114 for men**. The 37-point gap indicates that women's earning potential will be 37% lower than men's due to differences in the human capital acquired by men and women in Mali.



Note: All values are derived from internationally comparable public datasets.

