



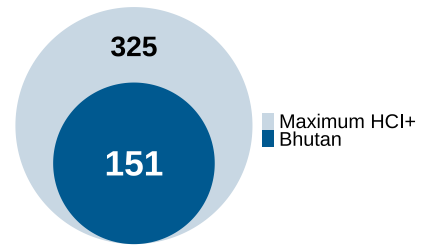
BHUTAN

Region: South Asia
Income Category: Lower-middle Income

Human capital - people’s knowledge, skills, and health - drives productivity and growth. The Human Capital Index Plus (HCI+) measures the human capital a child born today can expect to accumulate over their working life, extending the original HCI by incorporating tertiary education and work experience. This brief summarizes **Bhutan’s** HCI+ score and its performance in building human capital.

What is Bhutan’s HCI+ and what does it mean?

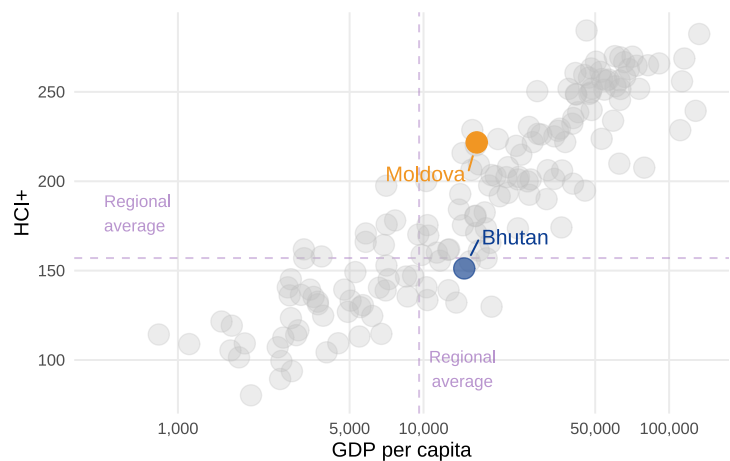
Bhutan’s HCI+ score is 151 (out of a maximum of 325), reflecting its investments in health, education, and employment. A 10-point increase in the index would translate into approximately 10 percent higher future income. Closing the current gaps in these areas relative to high-performing countries with similar GDP per capita would boost future income by 99%.



How does Bhutan’s HCI+ compare to other countries?

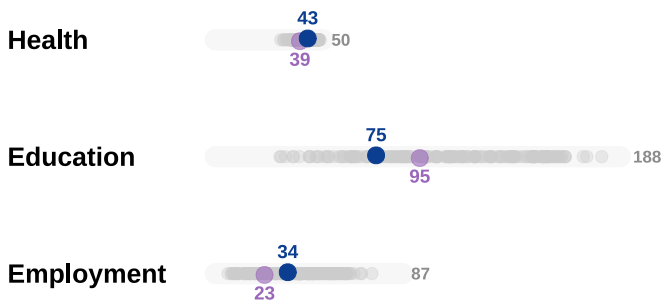
Bhutan’s HCI+ is lower than the average for the **South Asia region (157)** and lower than the average for **lower-middle-income countries (153)**.

Among Bhutan’s income level peers, **Moldova is the top performer in HCI+.**



What explains Bhutan’s HCI+?

The HCI+ has three components corresponding to health, education, and employment.



The HCI+ score for the **Health pillar is 43**, slightly higher than the **regional average of 39**.

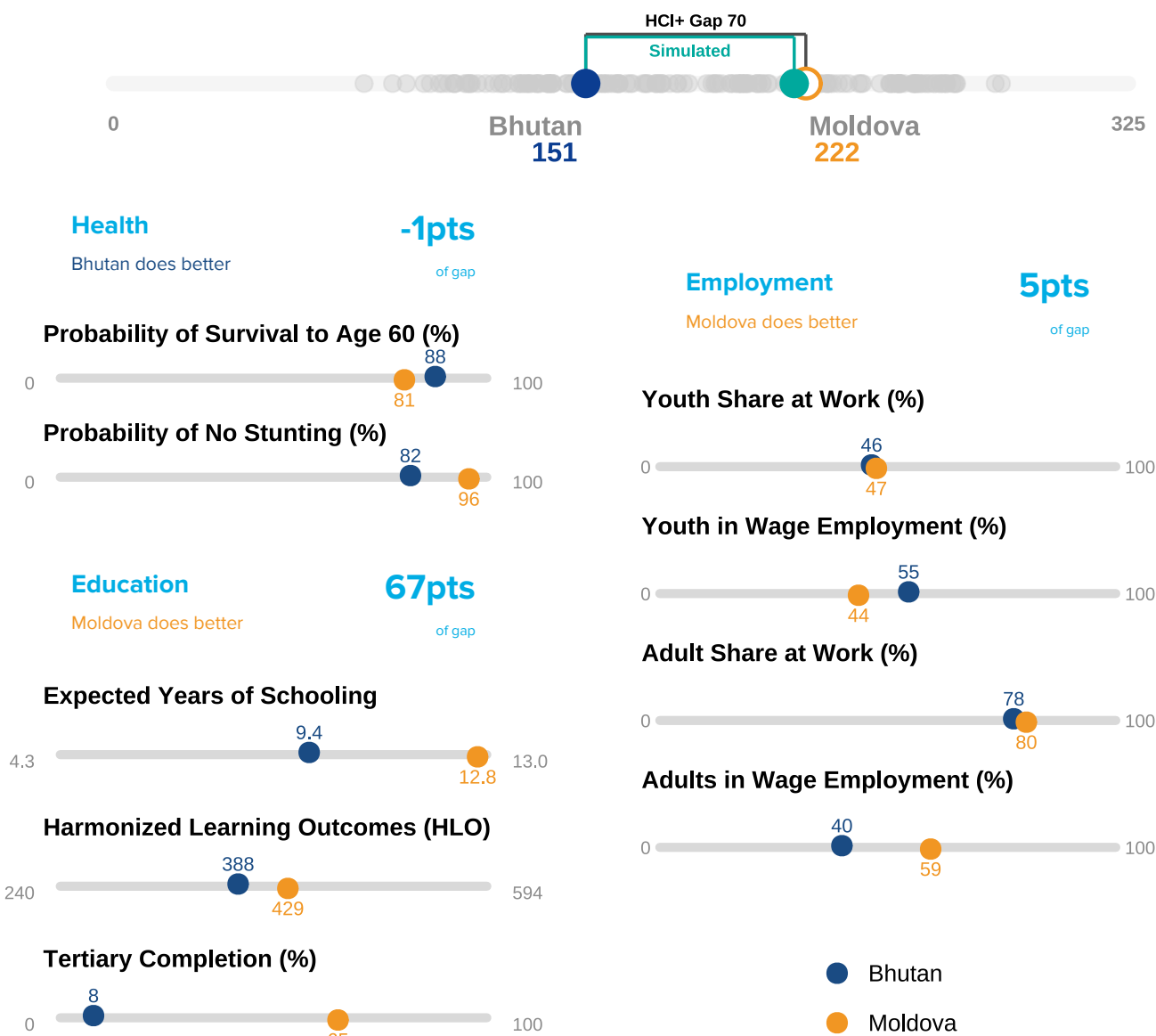
The HCI+ score for the **Education pillar is 75**, lower than the **regional average of 95**.

The HCI+ score for the **Employment pillar is 34**, higher than the **regional average of 23**.



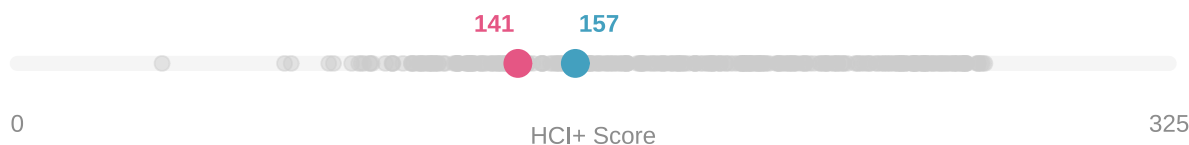
What indicators are responsible for Bhutan’s HCI+ gap with Moldova?

Bhutan’s HCI+ score (151) is lower than Moldova’s (222). The indicators that account for the largest share of the HCI+ gap between Bhutan and Moldova are **tertiary completion, expected years of schooling, and Harmonized Learning Outcomes (HLO)**. Raising these indicators to Moldova’s levels would increase Bhutan’s score to 218, boosting future income by approximately 66.8%.



What is Bhutan’s HCI+ gender gap?

The HCI+ score for **women in Bhutan is 141** compared to **157 for men**. The 16-point gap indicates that women’s earning potential will be 16% lower than men’s due to differences in the human capital acquired by men and women in Bhutan.



Note: All values are derived from internationally comparable public datasets.

