



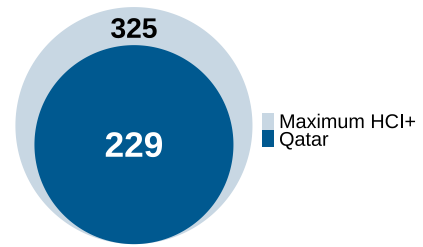
# QATAR

Region: Middle East, North Africa, Afghanistan & Pakistan  
Income Category: High Income

**Human capital - people’s knowledge, skills, and health - drives productivity and growth.** The Human Capital Index Plus (HCI+) measures the human capital a child born today can expect to accumulate over their working life, extending the original HCI by incorporating tertiary education and work experience. This brief summarizes **Qatar’s** HCI+ score and its performance in building human capital.

## What is Qatar’s HCI+ and what does it mean?

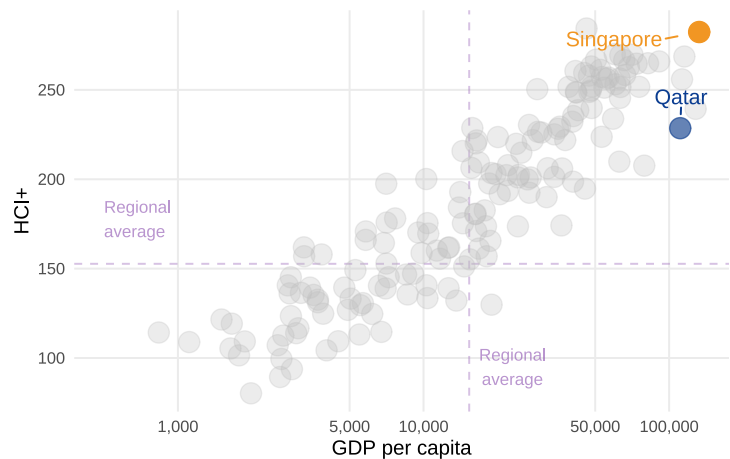
**Qatar’s HCI+ score is 229 (out of a maximum of 325), reflecting its investments in health, education, and employment.** A 10-point increase in the index would translate into approximately 10 percent higher future income. Closing the current gaps in these areas relative to high-performing countries with similar GDP per capita would boost future income by 114%.



## How does Qatar’s HCI+ compare to other countries?

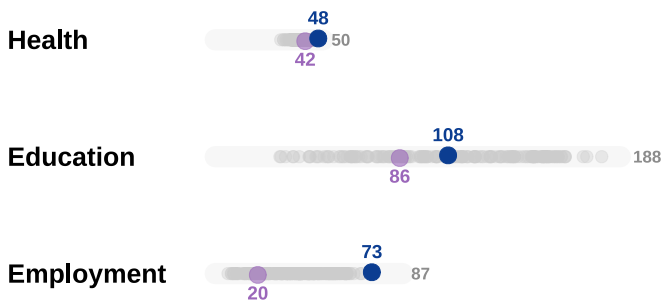
Qatar’s HCI+ is higher than the average for the **Middle East, North Africa, Afghanistan & Pakistan region (147)** and lower than the average for **high-income countries (254)**.

Among Qatar’s income level peers, **Singapore is the top performer in HCI+.**



## What explains Qatar’s HCI+?

The HCI+ has three components corresponding to health, education, and employment.



The HCI+ score for the **Health pillar is 48**, higher than the **regional average of 42**.

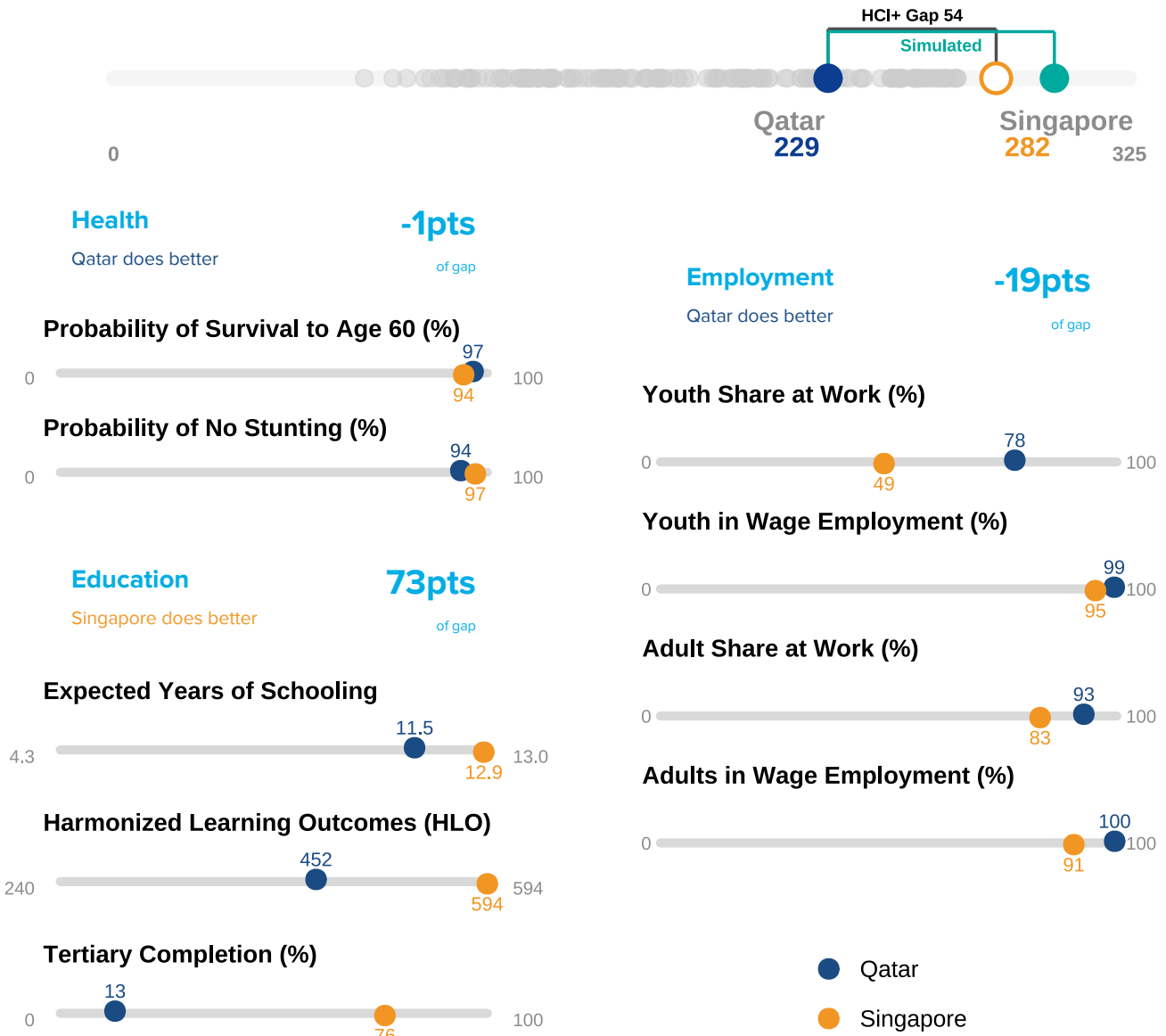
The HCI+ score for the **Education pillar is 108**, higher than the **regional average of 86**.

The HCI+ score for the **Employment pillar is 73**, higher than the **regional average of 20**.



### What indicators are responsible for Qatar’s HCI+ gap with Singapore?

Qatar’s HCI+ score (229) is lower than Singapore’s (282). The indicators that account for the largest share of the HCI+ gap between Qatar and Singapore are **Harmonized Learning Outcomes (HLO), tertiary completion, and expected years of schooling**. Raising these indicators to Singapore’s levels would increase Qatar’s score to 301, boosting future income by approximately 72.1%.



### What is Qatar’s HCI+ gender gap?

The HCI+ score for **women in Qatar is 231** compared to **225 for men**. The 6-point gap indicates that women’s earning potential will be 6% higher than men’s due to differences in the human capital acquired by men and women in Qatar.



Note: All values are derived from internationally comparable public datasets.

