



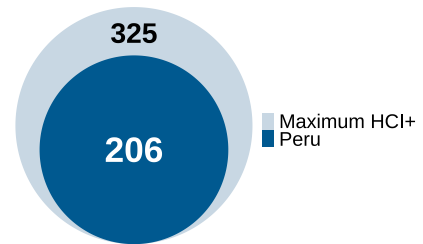
PERU

Region: Latin America & Caribbean
Income Category: Upper-middle Income

Human capital - people’s knowledge, skills, and health - drives productivity and growth. The Human Capital Index Plus (HCI+) measures the human capital a child born today can expect to accumulate over their working life, extending the original HCI by incorporating tertiary education and work experience. This brief summarizes **Peru’s** HCI+ score and its performance in building human capital.

What is Peru’s HCI+ and what does it mean?

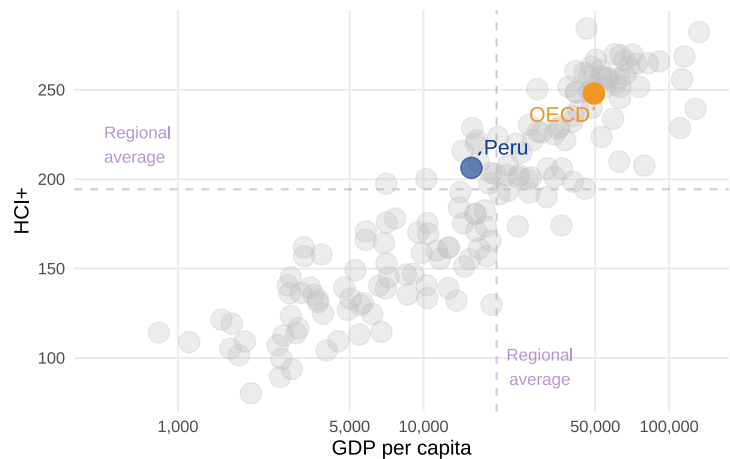
Peru’s HCI+ score is 206 (out of a maximum of 325), reflecting its investments in health, education, and employment. A 10-point increase in the index would translate into approximately 10 percent higher future income. Closing the current gaps in these areas relative to high-performing countries with similar GDP per capita would boost future income by 21%.



How does Peru’s HCI+ compare to other countries?

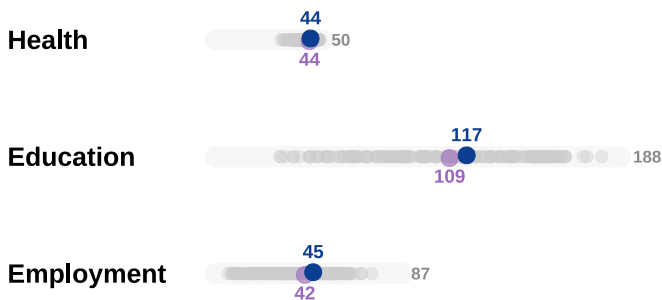
Peru’s HCI+ is higher than the average for the **Latin America & Caribbean region (194)** and higher than the average for **upper-middle-income countries (204)**.

Peru’s HCI+ score is also **42 points lower than the OECD average.**



What explains Peru’s HCI+?

The HCI+ has three components corresponding to health, education, and employment.



The HCI+ score for the **Health pillar is 44**, about the same as the **regional average of 44**.

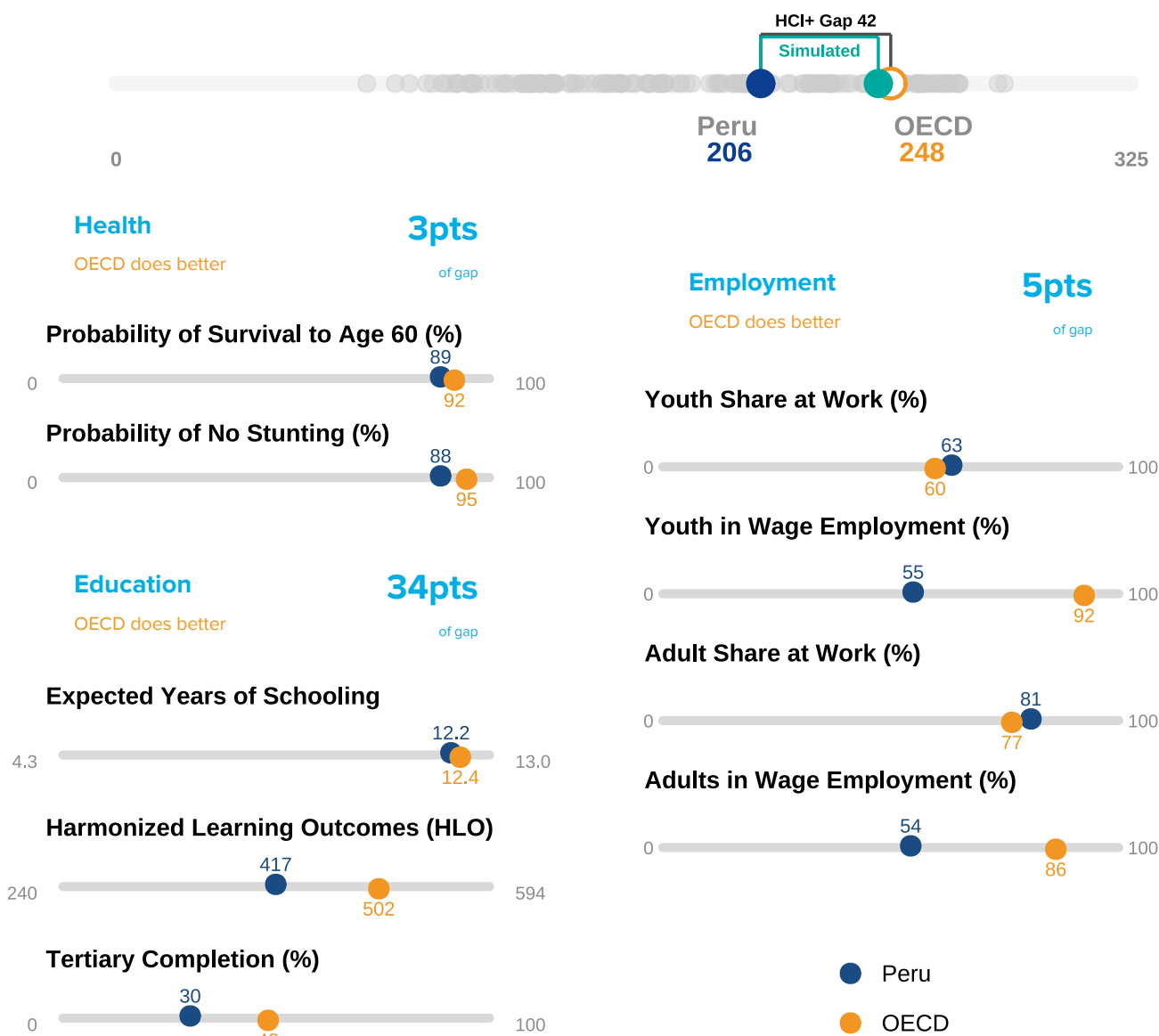
The HCI+ score for the **Education pillar is 117**, higher than the **regional average of 109**.

The HCI+ score for the **Employment pillar is 45**, slightly higher than the **regional average of 42**.



What indicators are responsible for Peru's HCI+ gap with OECD?

Peru's HCI+ score (206) is lower than the OECD average (248). The indicators that account for the largest share of the HCI+ gap between Peru and the OECD are **Harmonized Learning Outcomes (HLO), tertiary completion, and adult in wage employment**. Raising these indicators to OECD levels would increase Peru's score to 244, boosting future income by approximately 38.1%.



What is Peru's HCI+ gender gap?

The HCI+ score for women in Peru is 198 compared to 215 for men. The 17-point gap indicates that women's earning potential will be 17% lower than men's due to differences in the human capital acquired by men and women in Peru.



Note: All values are derived from internationally comparable public datasets.

