



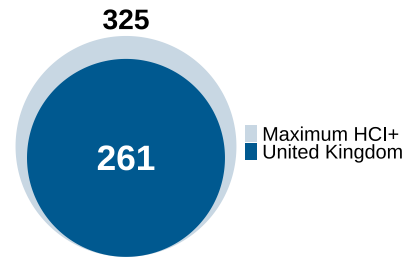
UNITED KINGDOM

Region: Europe & Central Asia
Income Category: High Income

Human capital - people’s knowledge, skills, and health - drives productivity and growth. The Human Capital Index Plus (HCI+) measures the human capital a child born today can expect to accumulate over their working life, extending the original HCI by incorporating tertiary education and work experience. This brief summarizes **United Kingdom’s** HCI+ score and its performance in building human capital.

What is United Kingdom’s HCI+ and what does it mean?

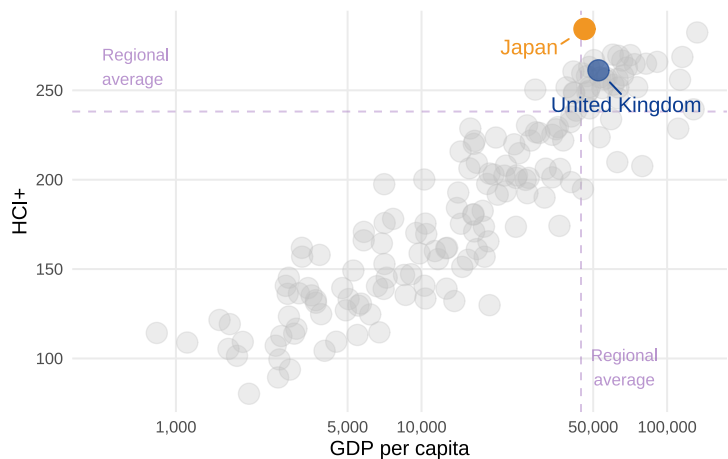
United Kingdom’s HCI+ score is **261** (out of a maximum of **325**), reflecting its investments in health, education, and employment. A 10-point increase in the index would translate into approximately 10 percent higher future income. Closing the current gaps in these areas relative to high-performing countries with similar GDP per capita would boost future income by 13%.



How does United Kingdom’s HCI+ compare to other countries?

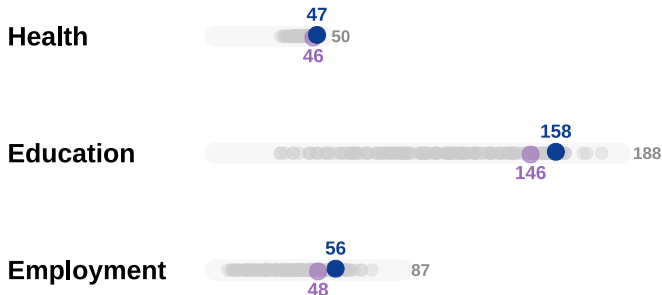
United Kingdom’s HCI+ is higher than the average for the **Europe & Central Asia region (240)** and higher than the average for **high-income countries (254)**.

Among United Kingdom’s income level peers, **Japan is the top performer in HCI+**.



What explains United Kingdom’s HCI+?

The HCI+ has three components corresponding to health, education, and employment.



The HCI+ score for the **Health pillar is 47**, slightly higher than the **regional average of 46**.

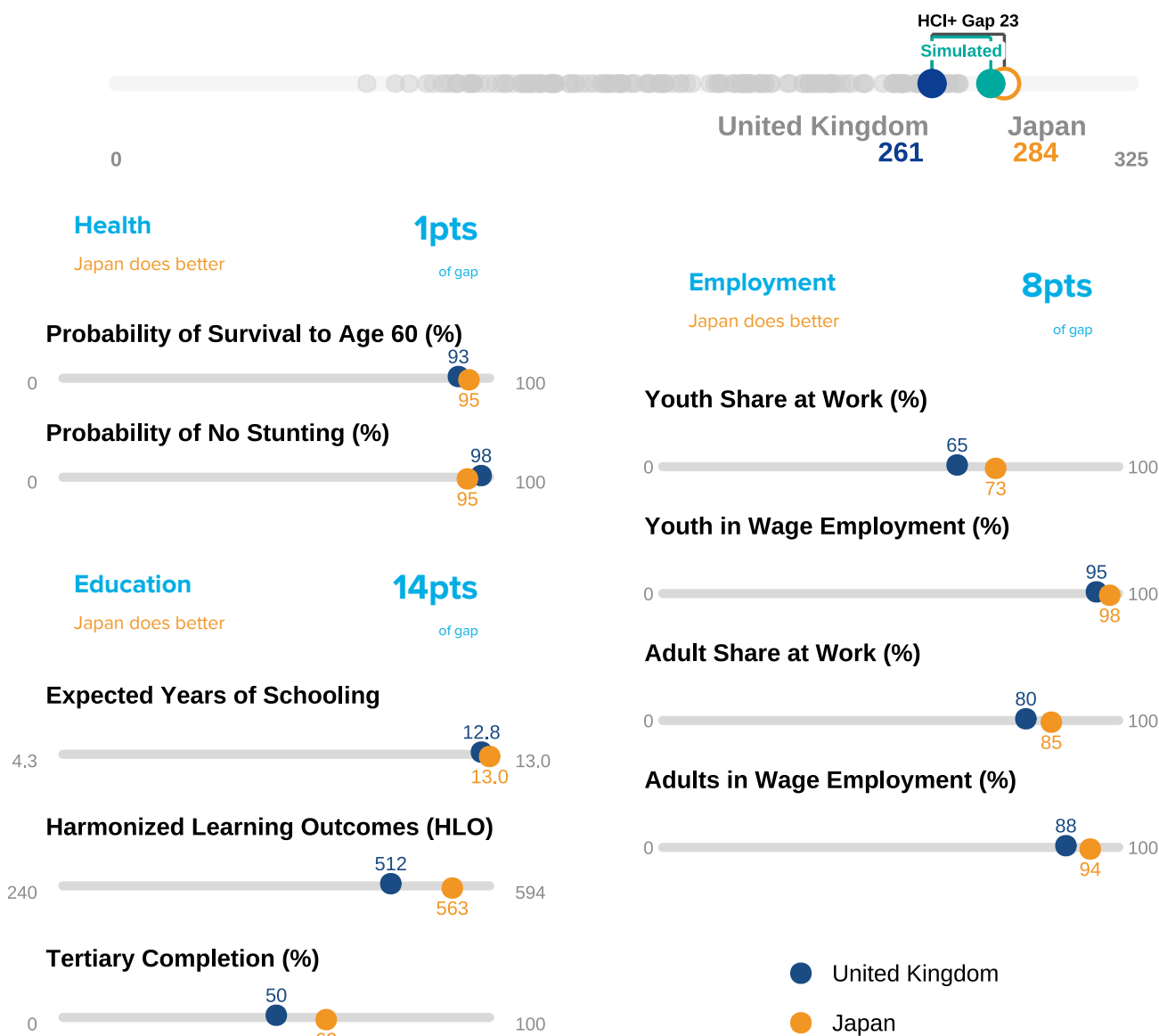
The HCI+ score for the **Education pillar is 158**, higher than the **regional average of 146**.

The HCI+ score for the **Employment pillar is 56**, higher than the **regional average of 48**.



What indicators are responsible for United Kingdom's HCI+ gap with Japan?

United Kingdom's HCI+ score (261) is lower than Japan's (284). The indicators that account for the largest share of the HCI+ gap between United Kingdom and Japan are **Harmonized Learning Outcomes (HLO), adult share at work, and youth share at work**. Raising these indicators to Japan's levels would increase United Kingdom's score to 280, boosting future income by approximately 19.2%.



What is United Kingdom's HCI+ gender gap?

The HCI+ score for **women in United Kingdom is 260** compared to **261 for men**. The 1-point gap indicates that women's earning potential will be 1% lower than men's due to differences in the human capital acquired by men and women in United Kingdom.



Note: All values are derived from internationally comparable public datasets.

