



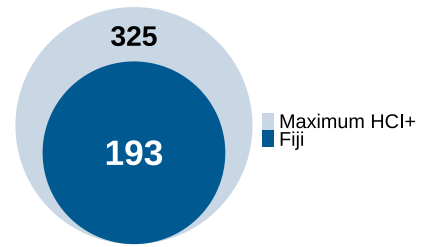
# FIJI

Region: East Asia & Pacific  
Income Category: Upper-middle Income

**Human capital - people’s knowledge, skills, and health - drives productivity and growth.** The Human Capital Index Plus (HCI+) measures the human capital a child born today can expect to accumulate over their working life, extending the original HCI by incorporating tertiary education and work experience. This brief summarizes **Fiji’s** HCI+ score and its performance in building human capital.

## What is Fiji’s HCI+ and what does it mean?

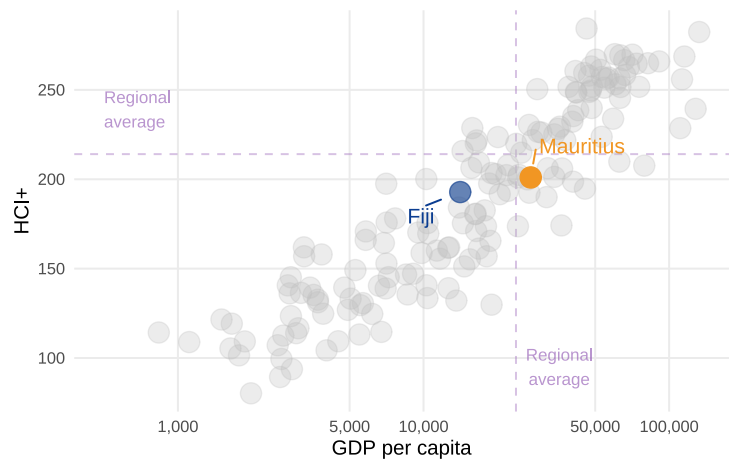
**Fiji’s HCI+ score is 193 (out of a maximum of 325), reflecting its investments in health, education, and employment.** A 10-point increase in the index would translate into approximately 10 percent higher future income. Closing the current gaps in these areas relative to high-performing countries with similar GDP per capita would boost future income by 35%.



## How does Fiji’s HCI+ compare to other countries?

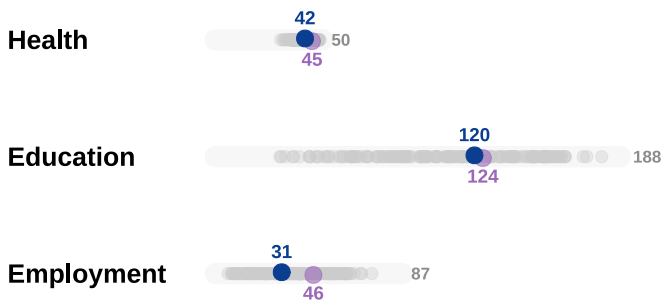
Fiji’s HCI+ is lower than the average for the **East Asia & Pacific region (215)** and lower than the average for **upper-middle-income countries (204)**.

Fiji’s HCI+ score is also **8 points lower than Mauritius’s**.



## What explains Fiji’s HCI+?

The HCI+ has three components corresponding to health, education, and employment.



The HCI+ score for the **Health pillar is 42**, slightly lower than the **regional average of 45**.

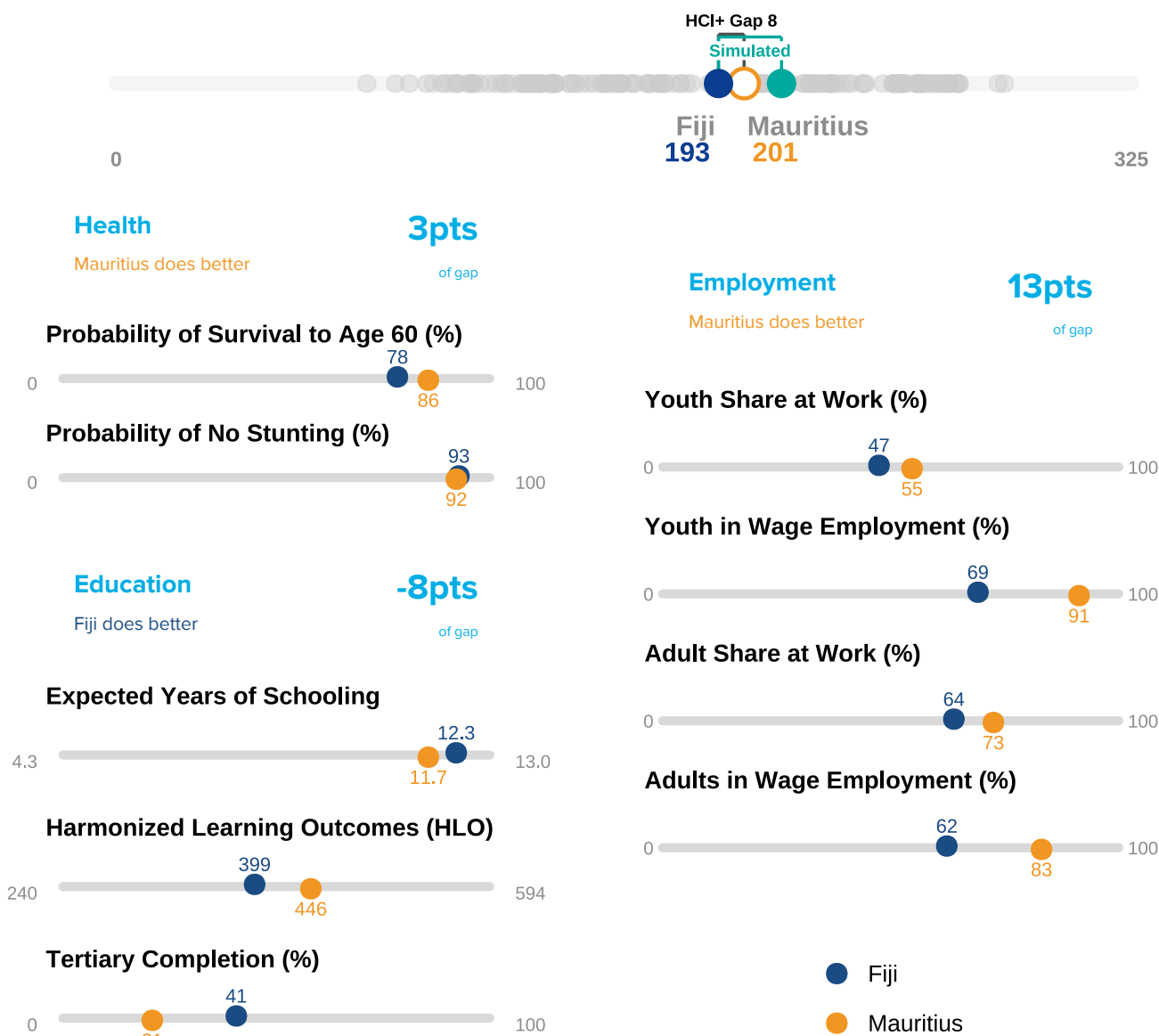
The HCI+ score for the **Education pillar is 120**, slightly lower than the **regional average of 124**.

The HCI+ score for the **Employment pillar is 31**, lower than the **regional average of 46**.



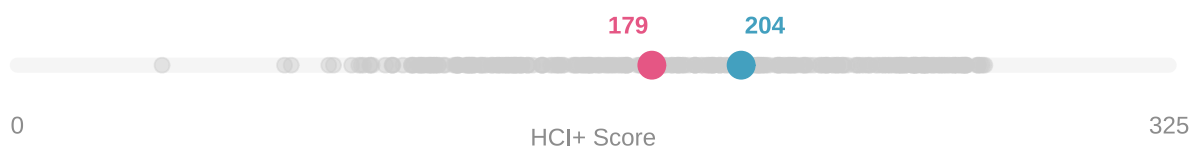
## What indicators are responsible for Fiji's HCI+ gap with Mauritius?

Fiji's HCI+ score (193) is lower than Mauritius's (201). The indicators that account for the largest share of the HCI+ gap between Fiji and Mauritius are **Harmonized Learning Outcomes (HLO)**, **adult share at work**, and **probability of survival to age 60**. Raising these indicators to Mauritius's levels would increase Fiji's score to **213**, boosting future income by approximately 20.3%.



## What is Fiji's HCI+ gender gap?

The HCI+ score for **women in Fiji is 179** compared to **204 for men**. The 25-point gap indicates that women's earning potential will be 25% lower than men's due to differences in the human capital acquired by men and women in Fiji.



Note: All values are derived from internationally comparable public datasets.

