



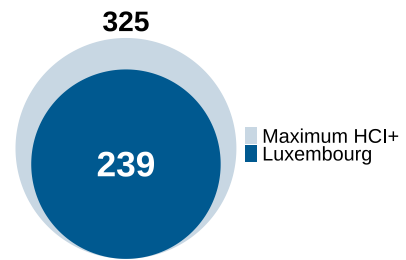
LUXEMBOURG

Region: Europe & Central Asia
Income Category: High Income

Human capital - people’s knowledge, skills, and health - drives productivity and growth. The Human Capital Index Plus (HCI+) measures the human capital a child born today can expect to accumulate over their working life, extending the original HCI by incorporating tertiary education and work experience. This brief summarizes **Luxembourg’s** HCI+ score and its performance in building human capital.

What is Luxembourg’s HCI+ and what does it mean?

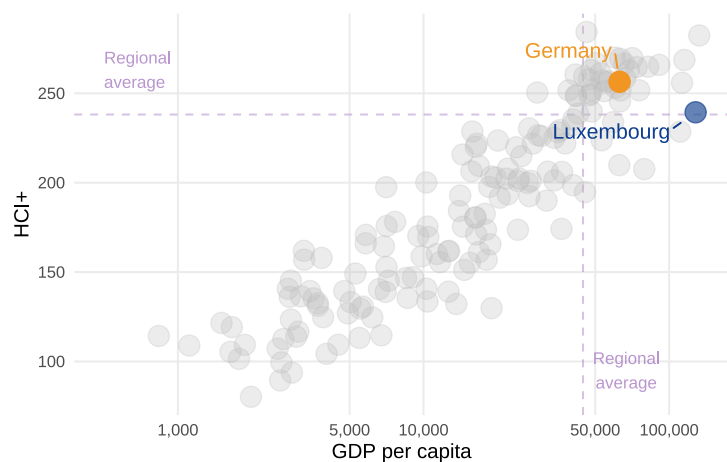
Luxembourg’s HCI+ score is **239** (out of a maximum of **325**), reflecting its investments in **health, education, and employment**. A 10-point increase in the index would translate into approximately 10 percent higher future income. Closing the current gaps in these areas relative to high-performing countries with similar GDP per capita would boost future income by 99%.



How does Luxembourg’s HCI+ compare to other countries?

Luxembourg’s HCI+ is lower than the average for the **Europe & Central Asia region (240)** and lower than the average for **high-income countries (254)**.

Luxembourg’s HCI+ score is also **17 points lower than Germany’s**.



What explains Luxembourg’s HCI+?

The HCI+ has three components corresponding to health, education, and employment.



The HCI+ score for the **Health pillar is 48**, slightly higher than the **regional average of 46**.



The HCI+ score for the **Education pillar is 143**, slightly lower than the **regional average of 146**.

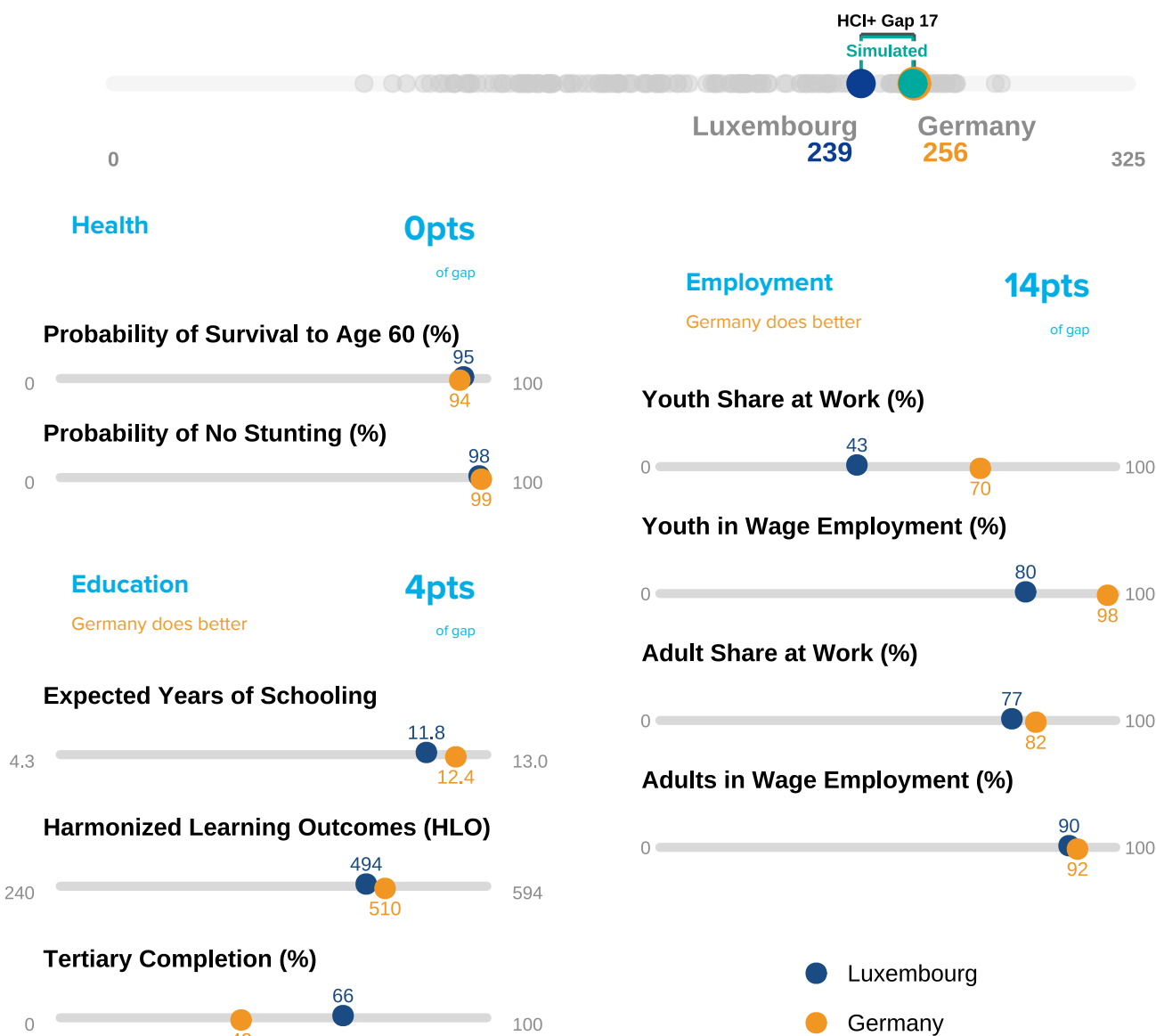


The HCI+ score for the **Employment pillar is 48**, about the same as the **regional average of 48**.



What indicators are responsible for Luxembourg's HCI+ gap with Germany?

Luxembourg's HCI+ score (239) is lower than Germany's (256). The indicators that account for the largest share of the HCI+ gap between Luxembourg and Germany are **youth share at work, expected years of schooling, and adult share at work**. Raising these indicators to Germany's levels would increase Luxembourg's score to 256, boosting future income by approximately 16.6%.



What is Luxembourg's HCI+ gender gap?

The HCI+ score for **women in Luxembourg is 239** compared to **240 for men**. The 1-point gap indicates that women's earning potential will be 1% lower than men's due to differences in the human capital acquired by men and women in Luxembourg.



Note: All values are derived from internationally comparable public datasets.

