

Status of Indigenous Peoples Data in National Statistics: Censuses, Survey, and Administrative Data

Jomilynn R. Rebanal

(Senior Statistical Specialist)

Officer-in-Charge, Population and Housing Census Division

World Bank Planning Meeting for the IP Data Workshop
27-28 January 2025



BAGONG PILIPINAS

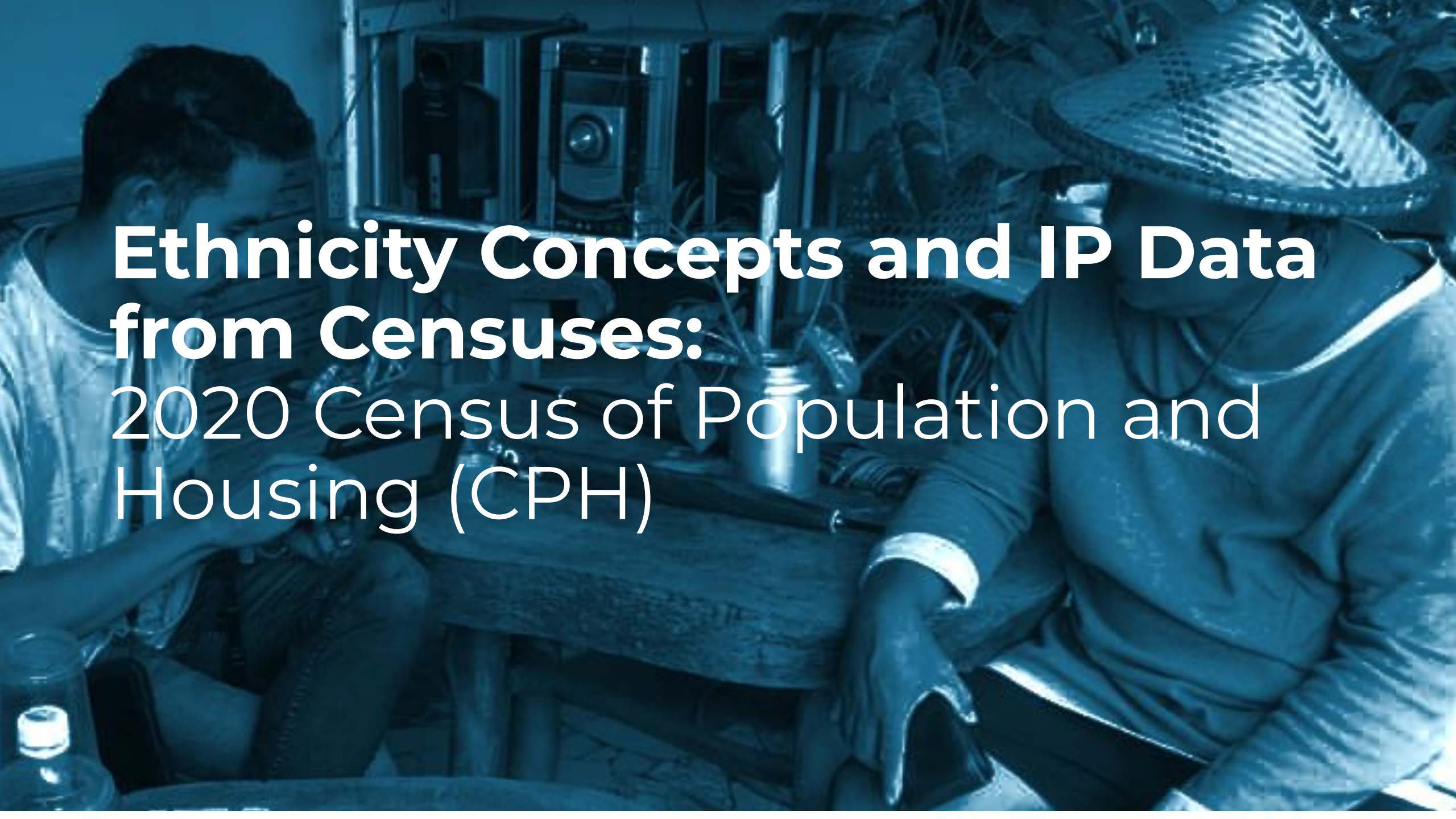


Outline of Presentation

1 Ethnicity Concepts and IP Data in Censuses

2 Ethnicity Concepts and IP Data in NDHS

3 Ways Forward



Ethnicity Concepts and IP Data from Censuses: 2020 Census of Population and Housing (CPH)

CPH: Concepts on Ethnicity Over Time

2000

Ethnicity is based on **self-ascription**, where individuals classify themselves into specific ethnic groups (e.g., Ibaloi, Kankanaey, etc.), focusing on **self-identification** with an ethnolinguistic group.

2010

Ethnicity is defined as belonging to an ethnic group **by blood**, emphasizing **consanguinity** (family ties traced through both paternal and maternal lineage).

The **focus shifts** from **self-identification to a genealogical connection**, particularly regarding Indigenous Peoples (IPs).

2020
&
2024

Ethnicity is further refined as belonging to an ethnic group based on **descent, blood relation, or consanguinity**. The question specifically asks for identification by **descent rather than self-ascription**, clarifying that ethnicity is determined by genealogical ties, particularly for Indigenous Peoples.

CPH: Concepts on Ethnicity Over Time

2000

P15 How does _____
classify
himself/herself?
Is he/she an Ibaloi,
Kankanaey,
Mangyan,
Manobo, Chinese,
Ilocano, or what?

2010

P11 What is _____'s
ethnicity by blood?
Is he/she a/an
_____?

2020

P12 What is _____'s
ethnicity by
descent/blood
relation/
consanguinity?
Is he/she a/an
_____?

2024

A08 What is _____'s
ethnicity by
descent/blood
relation/
consanguinity?
Is he/she a/an
_____?

CPH: Cases of Mixed Ancestry

Case 1 - Mixed Non-IP Parents

Example:

Father - Tagalog

Mother - Ilocano

Decision rule:

Children 13 years old and over - either Tagalog or Ilocano

Children below 13 years old - ethnicity of their mother

Case 2 - Mixed IP Parents

Example:

Father - Kankanaey

Mother - Ibaloy

Decision rule:

Children 13 years old and over - either Kankanaey or Ibaloy

Children below 13 years old - ethnicity of their mother

CPH: Cases of Mixed Ancestry

Case 3 - Mixed IP and Non-IP Parents

Example:

Father - Dumagat (IP)

*Mother - Kapampangan
(Non-IP)*

Decision rule:

If only one (1) of the parent is IP, the ethnicity of all children, **regardless of age**, should follow that of the **IP parent**.

Case 4 - Mixed IP and Muslim Parents

Example:

Religion: Islam

Father - Maranao (Muslim)

Mother - Manobo (IP)

Decision rule:

For a family with Islam as a religion, the ethnicity of all children, regardless of age, should follow the **father's ethnicity**.

However, for a family that adopted a religion other than Islam, the ethnicity of the children, **regardless of age**, should be that of the **IP parent**.

CPH: Cases of Mixed Ancestry

Case 5 - Mixed Muslim Parents

Example:

Religion: Islam

Father - Tausug

Mother - Sangil

Decision rule:

For a family with **Islam as a religion**, all children, regardless of age, should follow the **father's ethnicity**.

However, for a family that adopted a religion other than Islam:

Children aged 13 years old and over - decide between the ethnicity of their parents

Children aged 13 years old and below - ethnicity of their mother

Case 6 - Mixed Muslim and Non-IP Parents

Example:

Religion: Islam

Father - Tausug (Muslim)


Mother - Bicolano (Non-IP)

Decision rule:

All children, regardless of age, should be considered as **Tausug**.



However, if the Father is Bicolano and the mother is Tausug, their children should be considered as Bicolanos, adhering to **paternalistic concept**.

The number of Indigenous Peoples in the Philippines **increased by about 1.7M** from 2010 to 2020



8.1M

2010 CPH



9.8M

2020 CPH

Based on the 2020 CPH, there are

9,841,785

Indigenous Peoples in the Philippines

Subanens/Subanon ranked first among the top ten Indigenous Peoples in the Philippines

Top Ten Indigenous Peoples in the Philippines: 2020

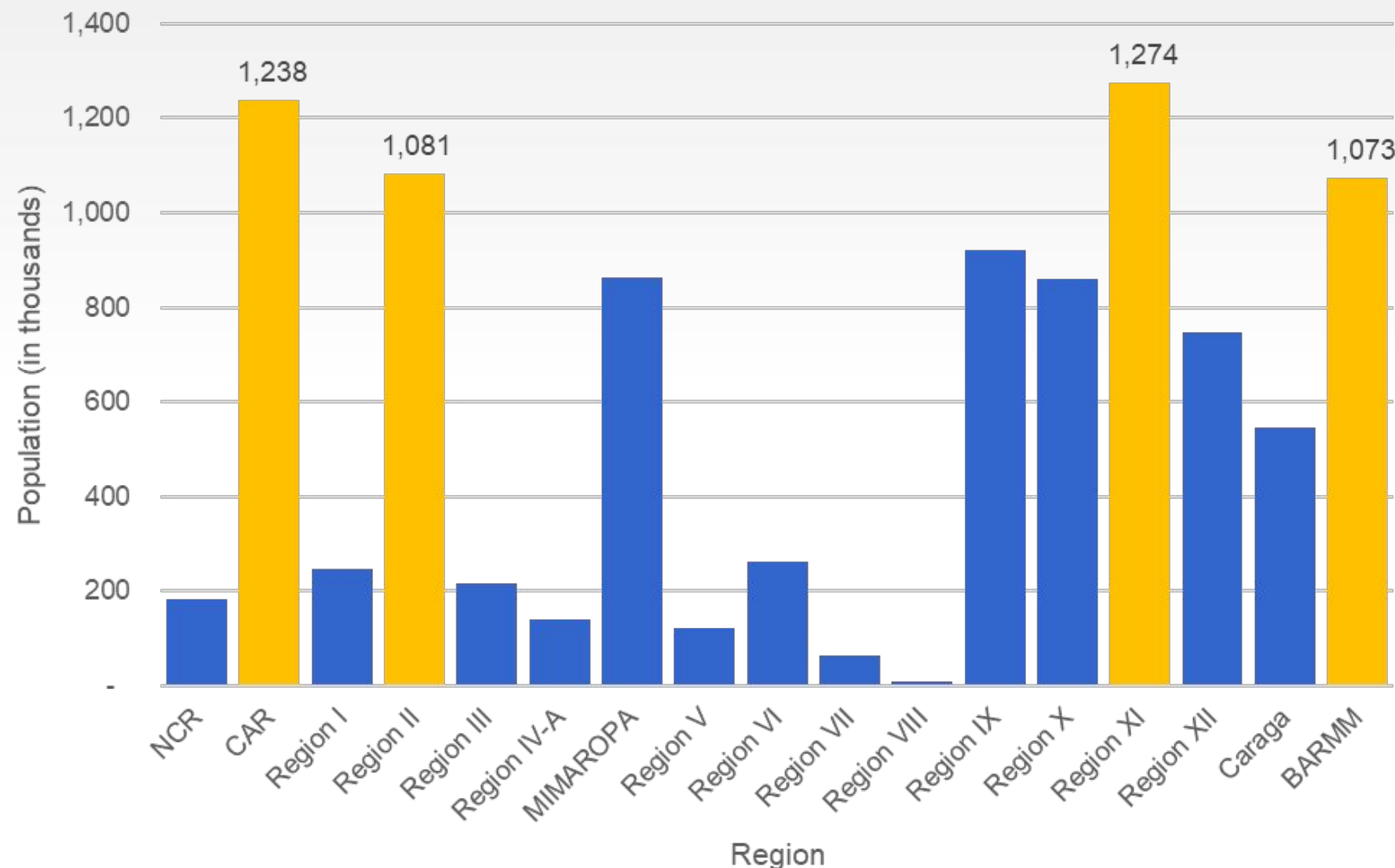
Rank	Indigenous Peoples	Number	Percent to Total IPs
	Total IPs	9,841,785	100.0
	Total of Top Ten IPs	4,754,694	48.3
1	Subanen/Subanon	758,499	7.7
2	Manobo	644,904	6.6
3	Mandaya	523,475	5.3
4	Kankanaey	466,970	4.7
5	Ibanag	463,390	4.7
6	Higaonon/Higa-onon	452,338	4.6
7	Sama/Samal*	398,666	4.1
8	Blaan	373,392	3.8
9	Cuyonen/Cuyunon	339,606	3.5
10	Iranun/Iraynun*	333,454	3.4

Note: *Identified also as a Muslim Tribe by the NCMF

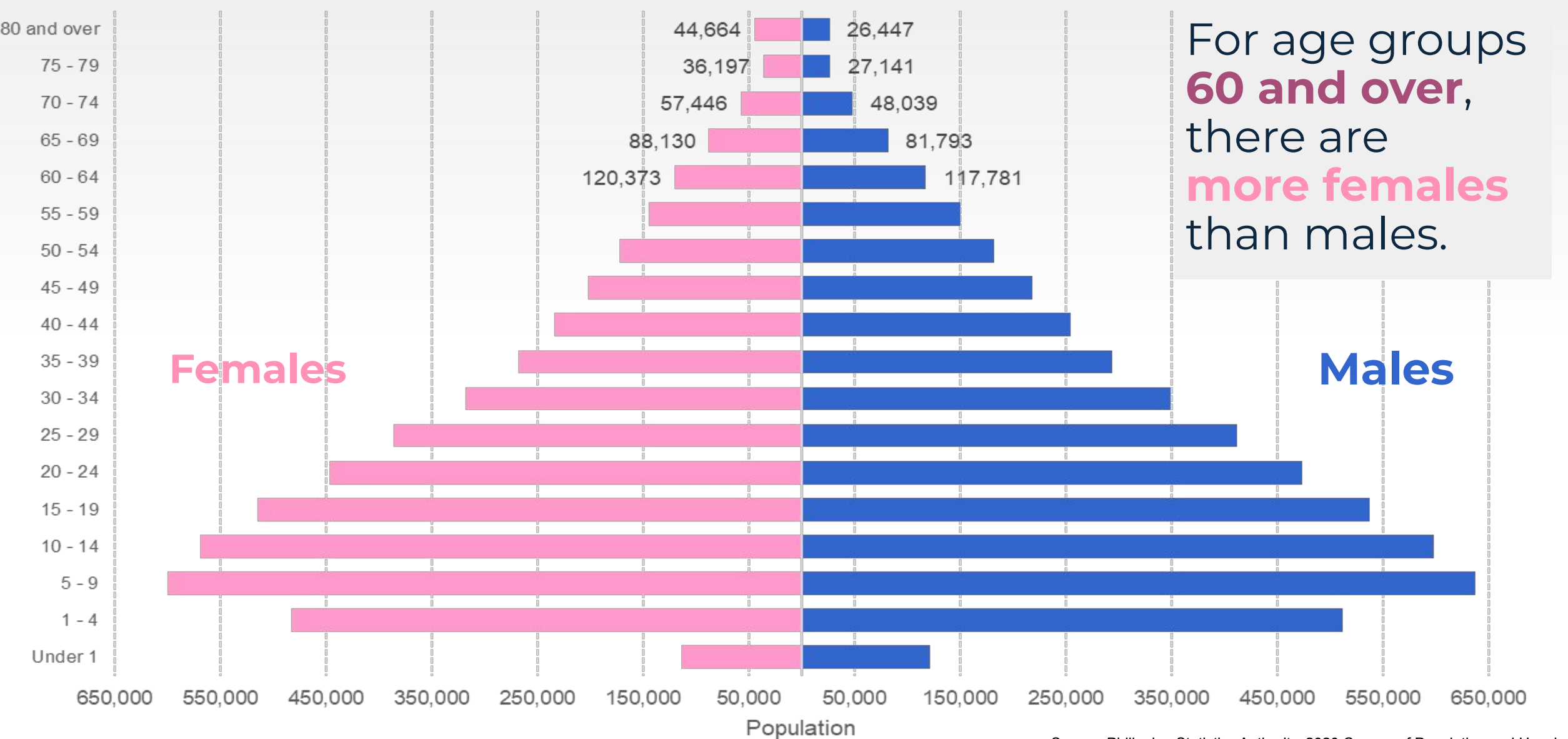
Source: Philippine Statistics Authority, 2020 Census of Population and Housing

Distribution of Indigenous Peoples by Region: Philippines, 2020

**Region XI,
CAR,
Region II,
and BARMM**
had the highest
number of IPs




Age-Sex Pyramid of Indigenous Peoples: Philippines, 2020



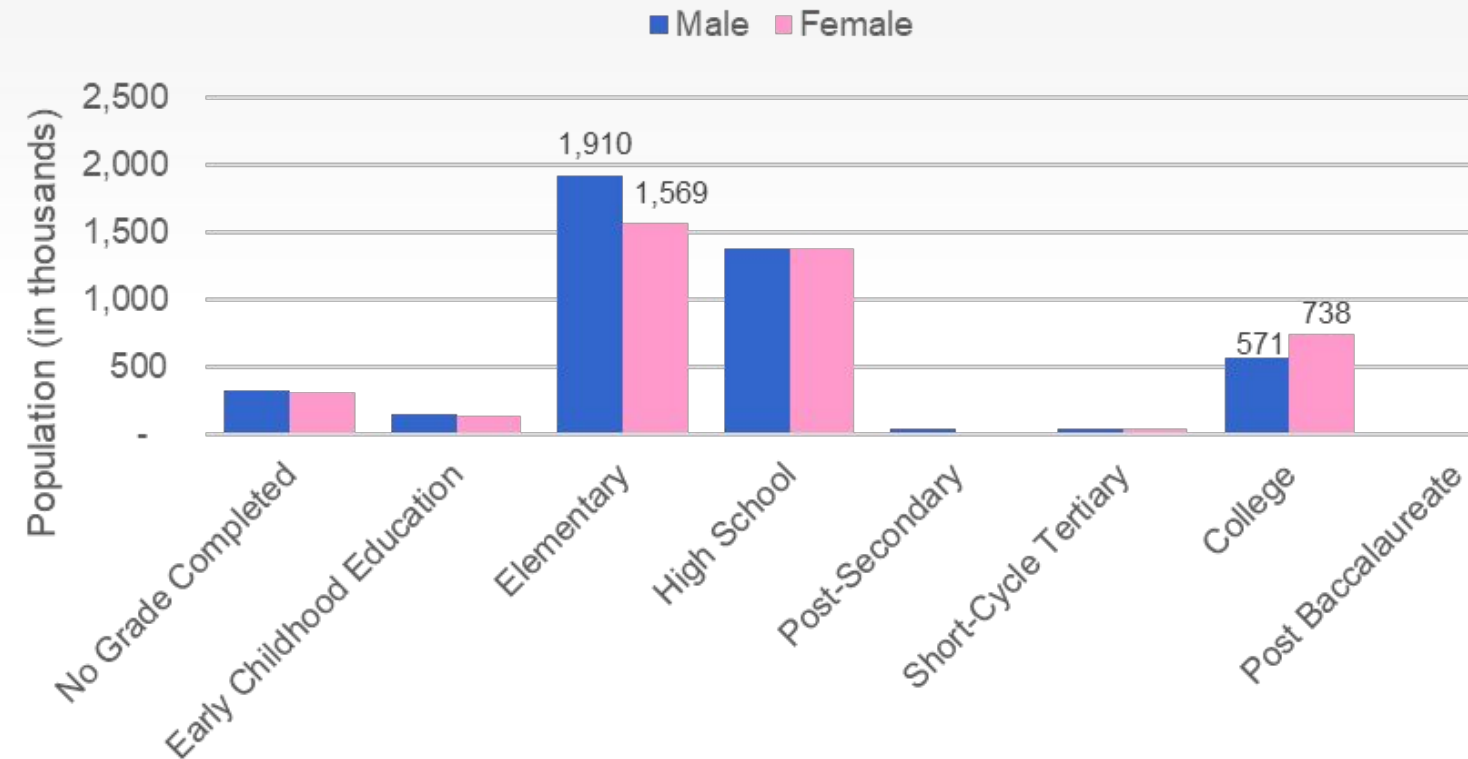
For age groups **60 and over**, there are **more females** than males.

Source: Philippine Statistics Authority, 2020 Census of Population and Housing



2 out of 5 IPs have
elementary level
as their highest grade/year
completed (HGC)

Distribution of Indigenous Peoples by Highest Grade/Year Completed and Sex: Philippines, 2020

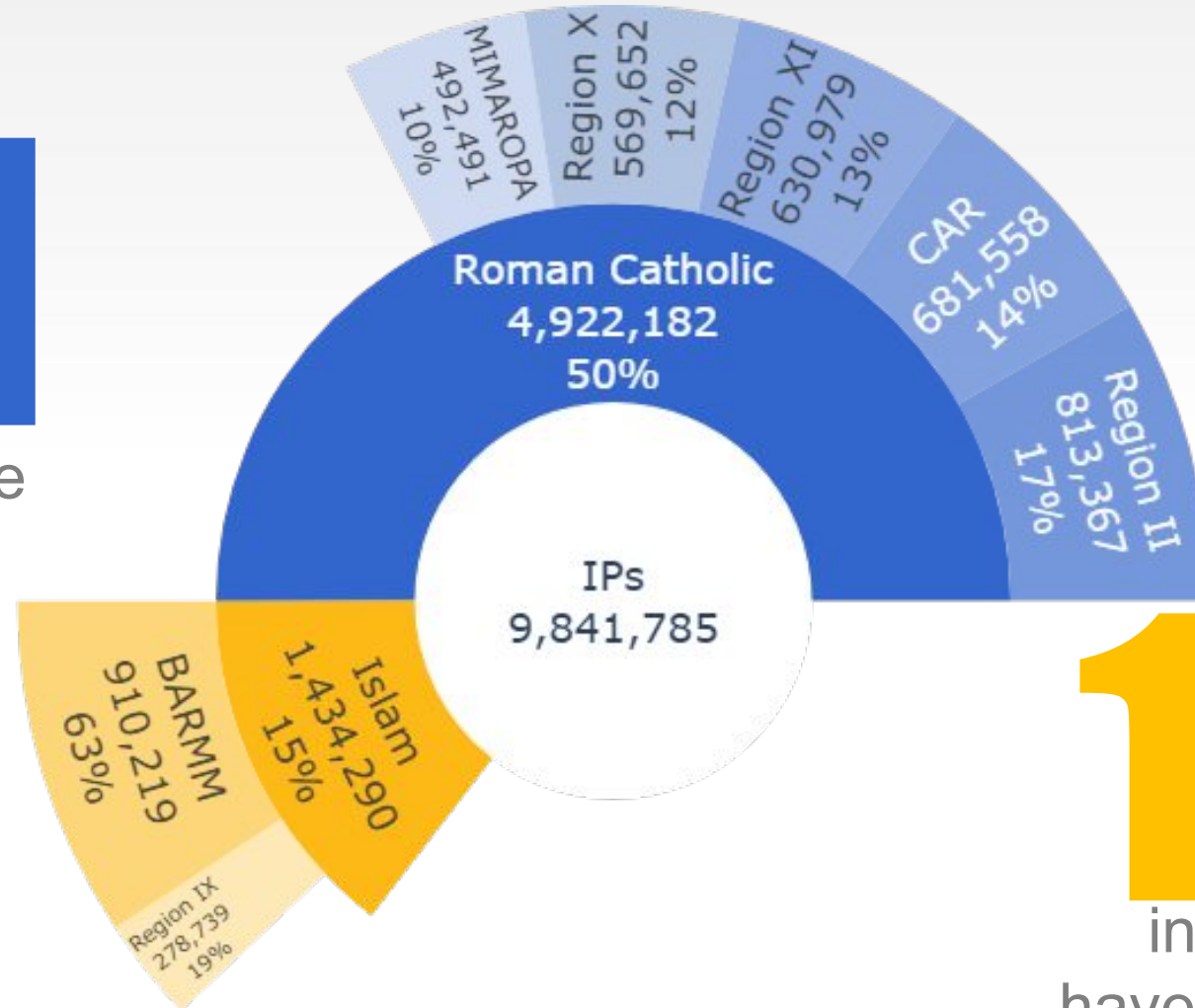


Roman Catholic (excluding Catholic Charismatic) and Islam are the top two most common religious affiliations among IPs in the Philippines.

4.9M

indigenous peoples are

Roman Catholics
(excluding Catholic Charismatics)



1.4M

indigenous peoples
have religious affiliation as
Islam



Ethnicity Concepts and IP Data from Censuses: Community-Based Monitoring System

Community-Based Monitoring System



Republic Act No. 11315

Community- Based Monitoring System Act

CBMS refers to an organized technology-based system of collecting, processing, and validating necessary disaggregated data, that may be used for planning, program implementation, and impact monitoring at the local level while empowering communities to participate in the process.

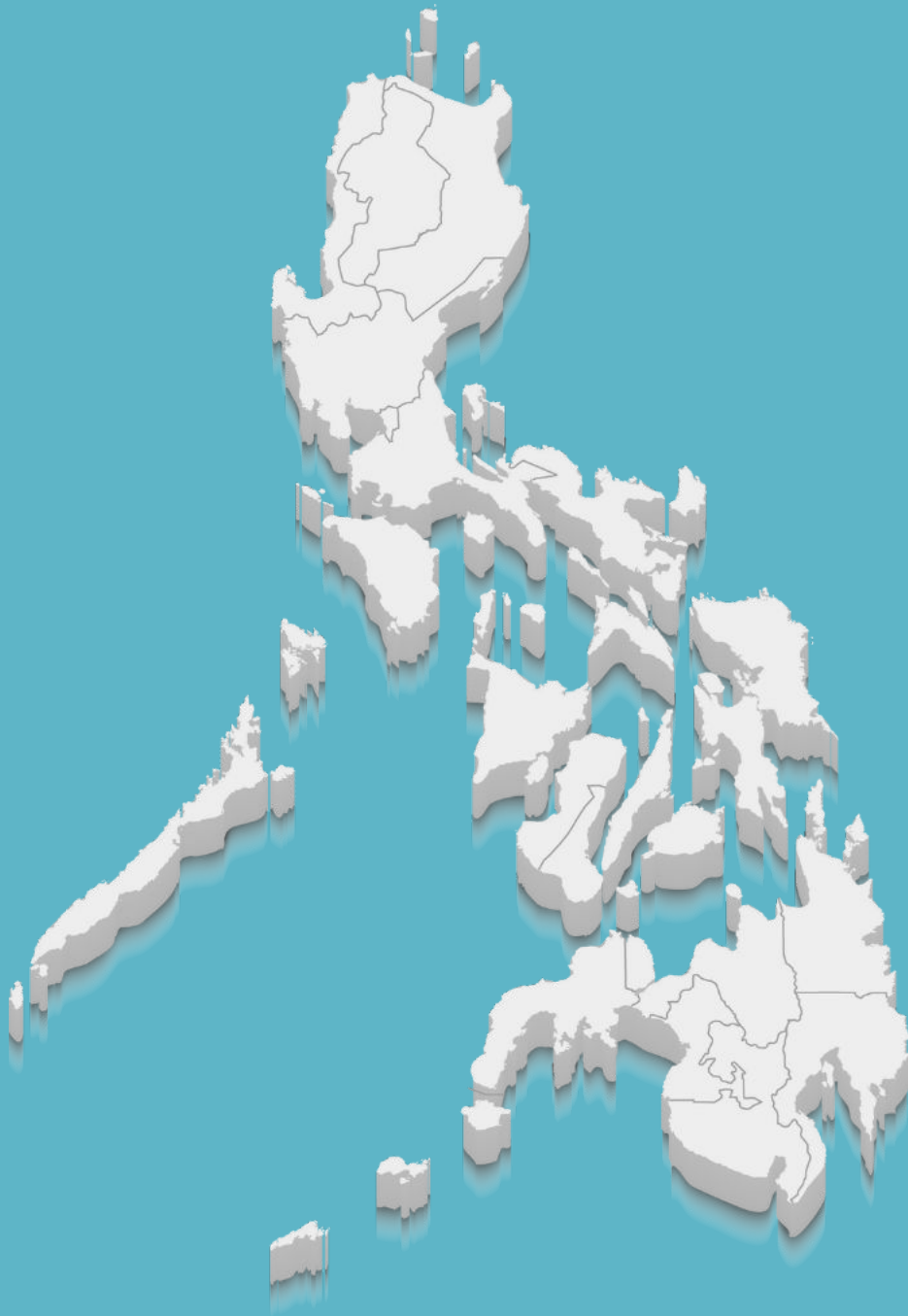
The **Philippine Statistics Authority** shall serve as lead agency in the implementation of the CBMS.

How did we ask about ethnicity in CBMS?

What is (NAME)'s ethnicity by descent/blood relation/consanguinity?

Is he/she a/an ____?

The enumerators are requested also to mention the predominant/ common indigenous peoples (IP) or non-IP groups in the area. Ethnicity may be based on mother or father's ethnicity subject to guidelines.



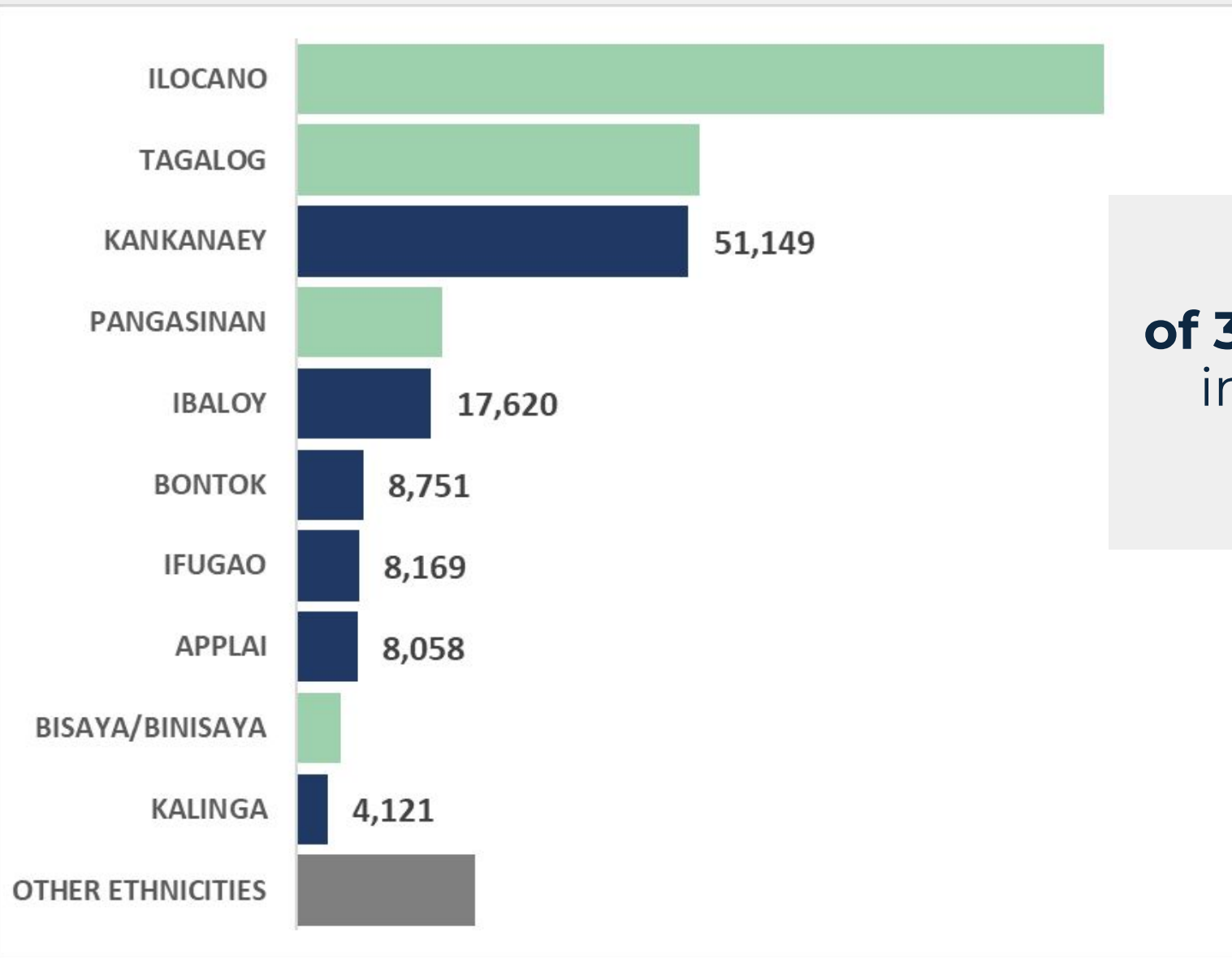
A total of
635
cities and municipalities
have final 2021/2022/2023 CBMS data.

CBMS data can be disaggregated based on several dimensions:

- Sex
- Ethnicity
- Age group
- Barangay, city, and municipality
- Employment status
- Disability status

... among others

Household Population by Ethnicity: Baguio City, 2021

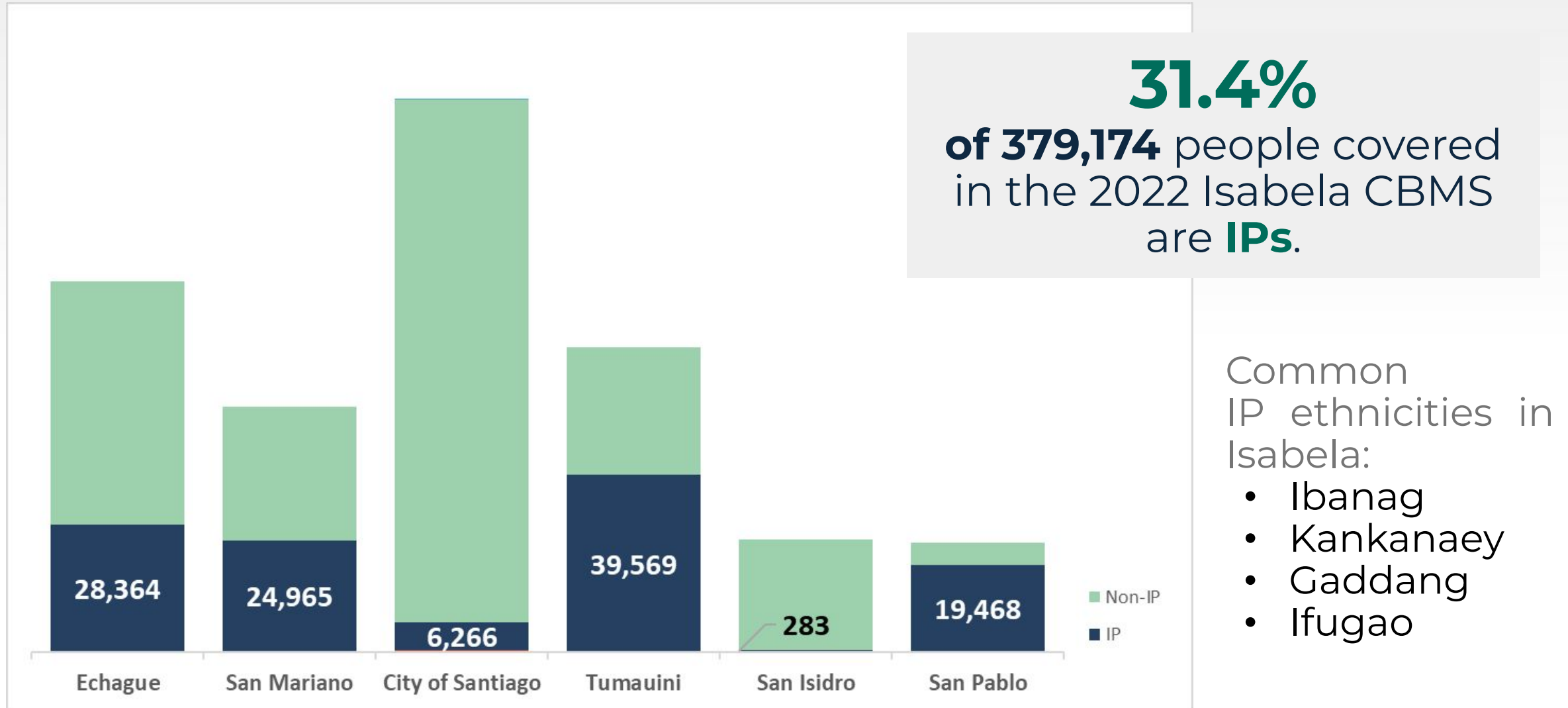


16.8%
of **304,389** people covered
in the 2021 Baguio City
CBMS identified as
Kankanaey.

35.8%
of **304,389** people covered in the
2021 Baguio City CBMS are **IPs**.

Source: 2021 Pilot Community-Based Monitoring System,
Philippine Statistics Authority and Baguio City LGU

Household Population by Ethnicity: Selected Municipalities and City in Isabela, 2022



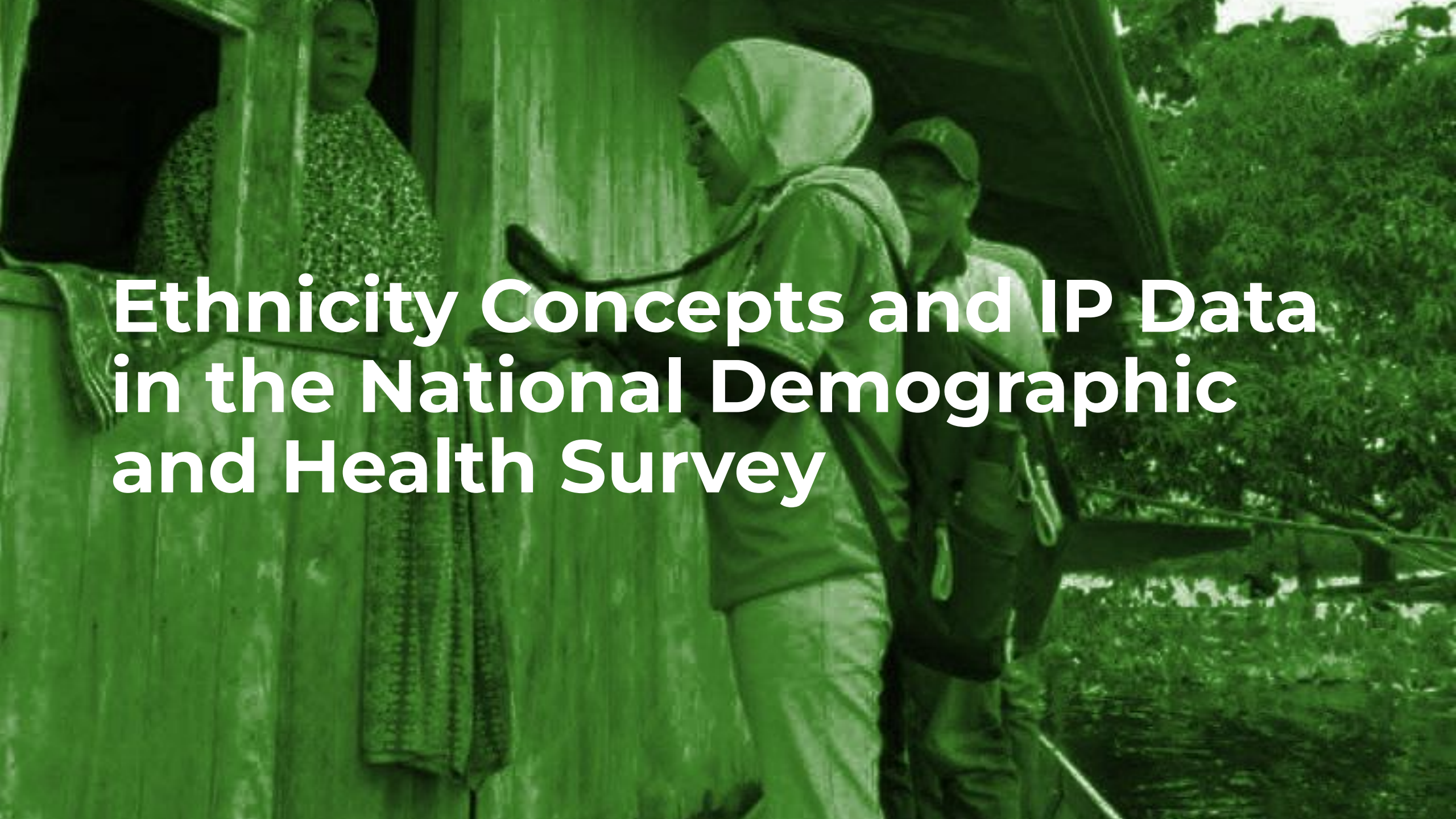
Source: 2022 Community-Based Monitoring System, Philippine Statistics Authority, Echague, San Mariano, Santiago City, Tumauini, San Isidro and San Pablo, Isabela LGUs

Community-Based Monitoring System



Persons of **all ethnicities** were involved in the CBMS process as:

- enumerators
- data processors
- field supervisors
- trainers



Ethnicity Concepts and IP Data in the National Demographic and Health Survey

NDHS: Concepts on Ethnicity Over Time

2008

117 How do you classify yourself?
Are you a Tagalog, Cebuano, Ilocano, Ilonggo, Bicolano, Waray, Kapampangan, or something else?

2013

113 How do you classify yourself?
Are you a Tagalog, Cebuano, Ilocano, Ilonggo, Bicolano, Waray, Kapampangan, or something else?

2017

123 What is your ethnicity by blood relation/consanguinity?
Are you Tagalog, Aeta, Badjao, Waray, or what?

2022

131 What is your ethnicity by descent/blood relation/consanguinity?

NDHS: Categories on Ethnicity Data Item

2017

TAGALOG	01
CEBUANO	02
ILOKANO	03
ILONGO	04
BIKOLANO	05
KAPAMPANGAN	06
MARANAO	07
TAUSOG	08
OTHER	96
(SPECIFY)	

2022

TAGALOG	01
CEBUANO	02
ILOKANO	03
HILIGAYNON/ILONGGO	04
BIKOLANO	05
KAPAMPANGAN	06
MARANAO	07
TAUSOG	08
WARAY	09
AETA	10
BADJAO	11
OTHER	96
(SPECIFY)	

NDHS: Ethnic Group of the Respondents

Percent Distribution of Women age 15-49 by Ethnic Group, Philippines NDHS 2022

Background characteristic	Number of women		
	Weighted percent	Weighted number	Unweighted number
Ethnic group			
Tagalog	30.0	8,339	5,108
Cebuano	21.7	6,024	6,067
Ilokano	7.5	2,074	2,650
Hiligaynon/Ilonggo	8.4	2,345	2,098
Bikolano	6.7	1,860	1,755
Kapampangan	3.3	927	627
Maranao	1.6	445	770
Tausog	1.5	430	915
Waray	3.6	1,007	1,409
Aeta	0.1	34	68
Badjao	0.1	28	64
Other	15.5	4,308	6,290

Tagalog is the predominant ethnic group among the respondents.

Muslim Tribes: 1.6% are Maranaos and 1.5% are Tausog.

IPs: Only 0.1% are Aeta and 0.1% are Badjao.



Ways Forward

- 1 Continuous close coordination with NCIP, NCMF and other stakeholders**
- 2 Potential Inclusion* of Ethnicity Data Item in Censuses, Surveys, and Admin Data**
 - a** Succeeding censuses
 - b** Labor Force Survey (every 2 years)
 - c** Main forms for registration of vital events



Thank you

psa.gov.ph

openstat.psa.gov.ph

[@PSAgovph](https://twitter.com/PSAgovph)

